

MAS004491 RU 25-06

RAPID UPDATE

FROM: Maserati TSO

TO: Maserati Network



Maserati

PERSONAL SERVICE LAB

MASTERS OF CARE

Rapid Update 777 Granturismo Folgore – Internal pillar trim replacement

TECHNICAL SERVICE OPERATIONS



DATE: April 2 2025

Certain Maserati GranTurismo GranCabrio BEV MY25 listed in MODISCS+ are involved in a Rapid Update to replace the front (A-pillar) and rear (C-pillar) trim, both left and right, of the interior of the passenger compartment.

Some vehicles were built with components that might have wrinkles in the fabric. This is only a visual issue and does not affect how the part works.

To fix this, the components should be replaced with new ones. The attached VIN list shows which vehicles are affected and whether one or both sets of components need to be replaced.

We remind you that all the Rapid Updates must be performed within the first workshop visit, regardless of the Mandatory setting set in Modis, as required by Maserati policies.

Also, for vehicles in Stock Dealer / PDI, it is necessary to carry out all action operations before delivery to the end customer, as required by the White Book and explicitly reported in the Pre-delivery checklist.

Please read and review this bulletin first before ordering parts and/or starting the procedure.

Contact your Regional AfterSales Manager (RAM) or the Technical Support Helpdesk if you have any questions.

Thank You for your continued support and cooperation.

Maserati North America
Aftersales Dept.

Technical Procedure


 All images shown in this bulletin are for illustrative purposes only

1. Always check ModisCS+ to see if the vehicle is involved in this action and if it has not been previously performed.
2. Use the included VIN LIST to determine which action to perform, i.e. whether it is necessary to replace only the front pillars (A-pillar) or the rear pillars (C-pillar) or both.

Complete VIN	Internal color	Pillar to be replace
ZAMBMVE10RX431112	ECONYL GRIGIO	A Pillar C pillar
ZAMBMVE10SX457554	ECONYL NERO	A Pillar C pillar
ZAMBMVE10SX457599	ECONYL GRIGIO	C pillar
ZAMBMVE11SX457613	ECONYL GRIGIO	C pillar

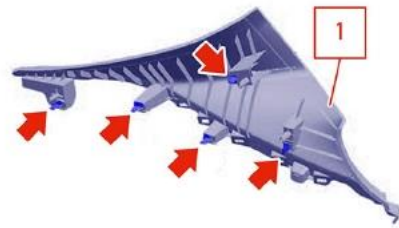
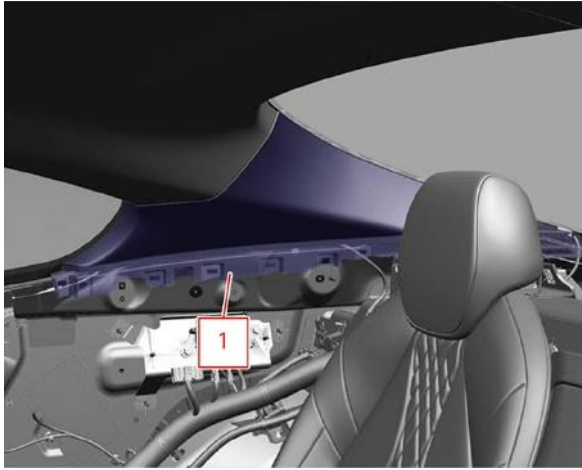
Note: If the VIN list indicates the replacement of only the C-pillars, go directly to step 7 of this bulletin.

3. Make sure you use all the interior protection/precautions to work inside the vehicle.
4. If the VIN list states to replace the A-pillars, both front side trims must be replaced, following the procedure in the workshop manual:
 - a. **9.44.001 RH WINDSCREEN PILLAR COVER.** Removal-Refitting or Replacement
 - b. **9.44.002 LEFT WINDSCREEN PILLAR COVER.** Removal-Refitting or Replacement
5. Perform the operation on **both sides of the vehicle (Driver side and passenger side).**



6. If **only the replacement of the front pillars is planned**, the procedure is concluded and the vehicle can be approved, otherwise continue with the **replacement of the rear pillars**.
7. To replace the C-pillar, follow the procedure given in the workshop manual:
 - **9.44.007 REAR PILLAR PROTECTION COVER RH.** Removal-Refitting or Replacement

▪ 9.44.008 LEFT REAR PILLAR PROTECTION COVER. Detachment-Reattachment or Replacement



8. Reassemble all removed parts following the procedure in reverse order.
9. Procedure completed.

Spare Parts

To perform this action, please order the following PNs, referring to the spare parts catalogue and following the instructions in the attached Vin-List.

Description	Part number	Amount
FRONT PILLAR COVER LEFT – Econyl BLACK	670316508	1
FRONT PILLAR COVER RIGHT – Econyl BLACK	670316510	1
REAR UPPER RIGHT PILLAR COVER – Econyl BLACK	670316512	1
REAR UPPER LEFT PILLAR COVER – Econyl BLACK	670316514	1
FRONT PILLAR COVER LEFT – Econyl Grey	670316509	1
FRONT PILLAR COVER RIGHT – Econyl Grey	670316511	1
REAR UPPER RIGHT PILLAR COVER – Econyl Grey	670316513	1
REAR UPPER LEFT PILLAR COVER – Econyl Grey	670316515	1

Warranty Claim

Please complete the warranty request as follows:

Description	Code
Number of Rapid Updates	777
Warranty code	23
Error code	063
Component Code	9.44.001
Operation Code	
▪ Replacement of FRONT ONLY (2 sides)	9.44.001.A (0.10 h)
▪ Replacement of REAR ONLY (2 sides)	9.44.001.B (2.00 h)
▪ COMPLETE replacement (2 sides)	9.44.001.C (2.10 h)