



**Bulletin No.:** PIP6055

**Published date:** 04/7/2025


## Preliminary Information

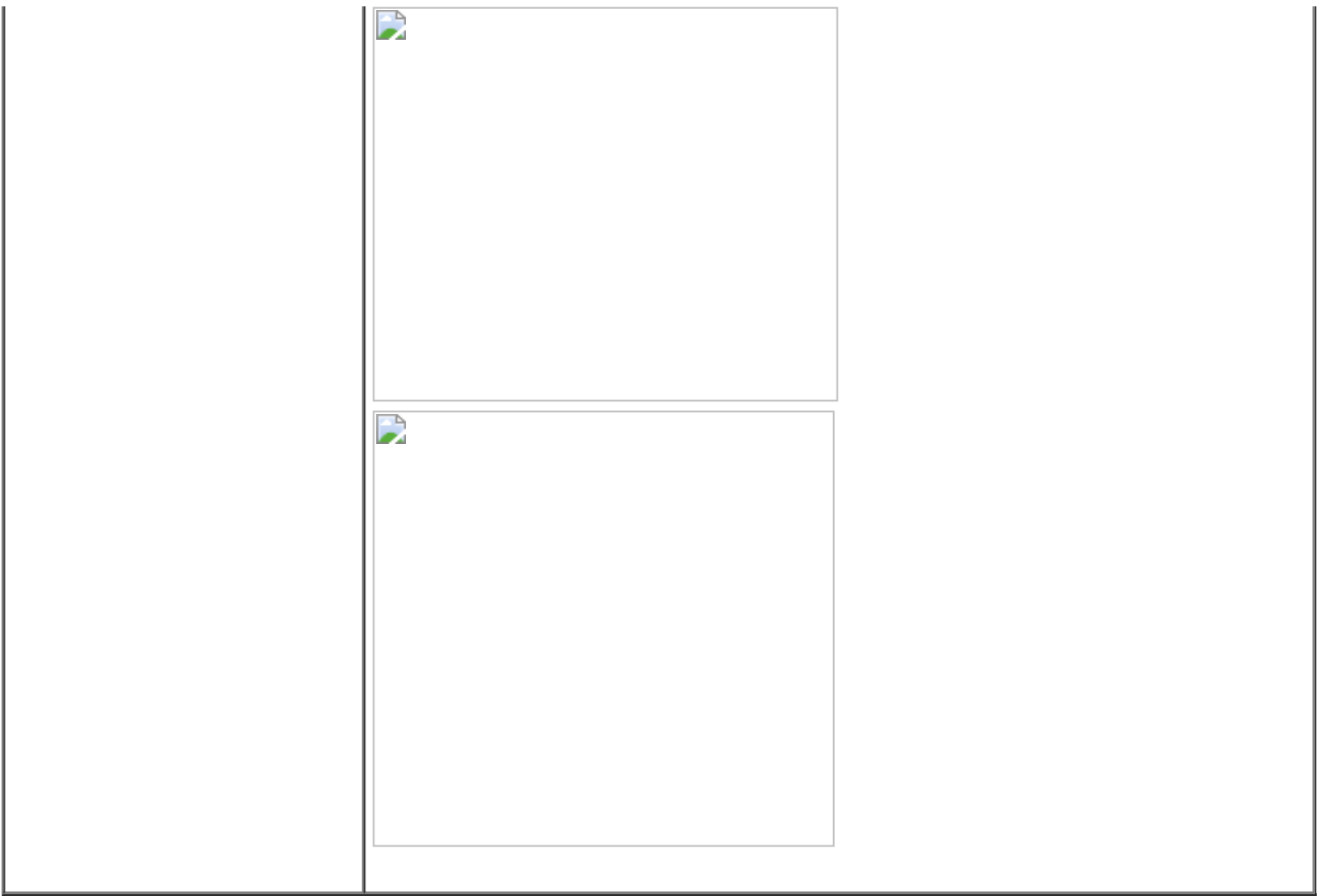
### PIP6055 DTC P04DB Set on LGX Engine

#### Models

**Brand:** Chevrolet **Model:** Blazer **Model Years:** 2025 **VIN:** All **Engine:** All 3.6 LGX **Transmissions:** All

**from to**

<b>Involved Region or Country</b>	<b>North America</b>
<b>Condition</b>	<b>Customer will claim SES - CEL - MIL is on.</b>
<b>Cause</b>	<p><b>DTC P04DB will be set in the ECM. It is possible that the sensor was not fully seated when originally installed. See below</b></p> <div data-bbox="496 1204 1000 1776" style="border: 1px solid black; height: 213px; width: 310px; margin-top: 10px;">  </div>



**Correction:**

**At this time, please check to ensure the crankcase pressure sensor is installed completely on the PCV tube and the PCV tube is correctly installed.**

**Please do not replace any parts at this time, unless readings in GDS warrant that replacement and can be duplicated.**

**Engineering is currently working on a design improvement**

**The PI will be updated or replaced with TSB once a determination has been made.**


**Warranty Information**

**For vehicles repaired under the Powertrain coverage, use the following labor operation. Reference the Applicable Warranties section of Investigate Vehicle History (IVH) for coverage information.**

<b>Labor Operation</b>	<b>Description</b>	<b>Labor Time</b>
<b>4025560</b>	<b>Crankcase Pressure Sensor Replacement</b>	<b>Use Published Time</b>

## **Version History**

<b>Version</b>	<b>1</b>
<b>Modified</b>	<b>04/07/2025 - Created on.</b>

 GM Global Brands

© 2025 General Motors. All Rights Reserved.