




# Service Bulletin

Bulletin No.: 25-NA-057  
Date: March, 2025

## TECHNICAL


**Subject: Front Wheel Opening Moldings Not Flush and/or Poor Fitment**

Brand:	Model:	Model Year:		VIN:		Engine:	Transmission:
		from	to	from	to		
Chevrolet	Colorado	2023	2025	-	-	All	All


Involved Region or Country	North America
Additional Options (RPOs)	Equipped with CHASSIS PACKAGE - HIGH WIDER PERFORMANCE, 4 X 4 SPORT (RPO ZR2)
Condition	<div></div> <p>Some Customers may comment the Front Wheel Opening Molding is loose near the front bumper.</p> <p>Some Customers may comment the Front Wheel Opening Molding does not sit flush against the fascia and there is poor fitment.</p>
Cause	The cause of this concern is that the front fascia may not be stiff enough to allow for the complete engagement of the Front Wheel Opening Molding Clip into the front fascia.
Correction	Reinstall the lower Front Wheel Opening Molding Clip by following the below procedure.

**Important:** Service agents must comply with all International, Federal, State, Provincial, and/or Local laws applicable to the activities it performs under this bulletin, including but not limited to handling, deploying, preparing, classifying, packaging, marking, labeling, and shipping dangerous goods. In the event of a conflict between the procedures set forth in this bulletin and the laws that apply to your dealership, you must follow those applicable laws.

## Service Procedure



6862490



6862491

1. Remove the two lower front wheelhouse liner fasteners indicated in the images above.



6862492

2. Insert hand into the opening.



6862493

3. While attempting to install the clip using your thumb to apply pressure, apply pressure with your fingers from the backside of the fascia near the hole.
4. Listen for audible "click."
5. Reinstall previously removed fasteners. Refer to Front Wheel Opening Molding Replacement (B96) Doc ID 6161122.

### Parts Information

No parts are required for this repair.

**Warranty Information**

For vehicles repaired under the Bumper-to-Bumper coverage (Canada Base Warranty coverage), use the following labor operation. Reference the Applicable Warranties section of Investigate Vehicle History (IVH) for coverage information.

Labor Operation	Description	Labor Time
*1486128	Front Wheel Opening Molding Reinstall	0.2 hr
*This is a unique Labor Operation for Bulletin use only.		

Version	1
Modified	Released March 11, 2025

