



Service Bulletin

Bulletin No.: 23-NA-163

Date: March, 2025

TECHNICAL

Subject: No Crank, No Start, Quick Start/Stall, No FOB Detected, Key FOBs Inoperative, B3924 00, B3925 00, B3926 00, B3927 00, B3928 00 Set

Brand:	Model:	Model Year:		VIN:		Engine:	Transmission:	
		from	to	from	to			
Buick	Enclave	2018	2024	—	—	—	—	
	Envision	2019	2020					
	Encore GX	2020	2022					
	LaCrosse	2019	2019					
	Regal	2019	2020					
Cadillac	CT6	2019	2023	—	—	—	—	
	XT4	2019	2023					
	XT5	2018	2025					
	XT6	2020						
Chevrolet	Blazer	2019	2025	—	—	—	—	
	Camaro	2019	2024					
	Colorado	2019	2022					
	Cruze	2019	2019					
	Equinox	2018	2024					
	Malibu	2019	2025					
	Traverse	2018	2024					LFY
	Trailblazer	2020	2025					—
	Volt	2019	2019					
GMC	Acadia	2019	2023	—	—	—	—	
	Canyon	2019	2022					
	Terrain	2018	2024					

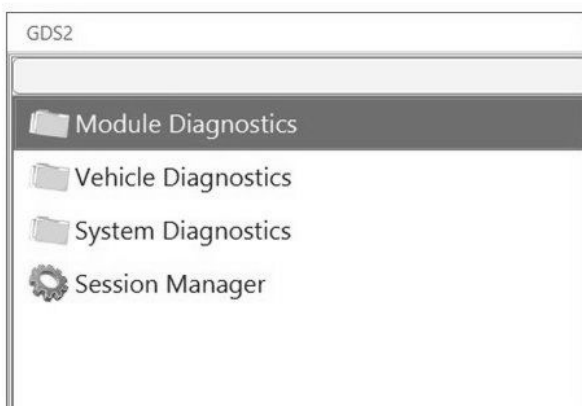
Involved Region or Country	North America. Middle East
Condition	Some customers may comment that the vehicle will not crank or will start but immediately stall and/or the key FOBs are inoperative. The BCM may have set DTC B389A 00, and it is current. (If there is no DTC B389A 00, disconnect/reconnect battery for a minimum of 30 seconds and check again for DTC B389A.) With DTC B389A 00 current, it will have three or more of the following Environment ID DTCs (B3924 00, B3925 00, B3926 00, B3927 00) current in the BCM.
Cause	The cause of the condition may have presented immediately following a low voltage condition, jump start, battery charging, battery replacement or battery disconnect and reconnect. This can present a memory corruption event in the BCM.

<p>Correction</p>	<p>Important: Do not attempt the immobilizer procedure or module replacements before following this bulletin.</p> <p>Resolve any current U-code DTCs by following standard troubleshooting procedures.</p> <p>This procedure ONLY applies to the GEN3R BCM.</p> <p>GEN3R BCMs can be identified by either the label on the module or looking up the BMPN part number information in GDS2.</p> <div style="text-align: center;">  </div>
-------------------	---

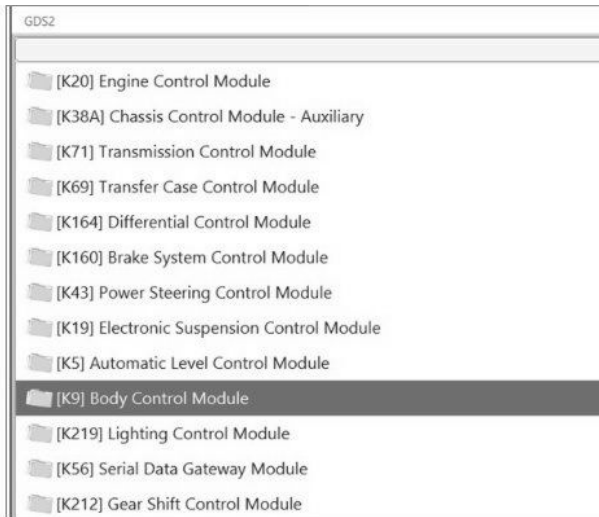
6482605

Follow the steps below to verify BMPN is a GEN3R through GDS2.

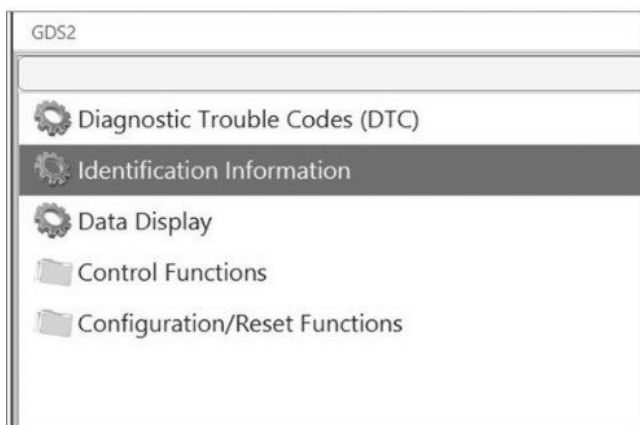
Verify you have a GEN3R BCM Base Model Part Number. Only GEN3R BCMS are eligible for this bulletin. Navigate to GDS2 > Module Diagnostics > [K9] Body Control Module > Identification Information > Identification Information.



6482606



6482607



6482608

GDS2
Identification Information
Identification Information
Internal Control Module Performance Data

6482609

BMPNs eligible for this bulletin: 13518569, 13518570, 13518602, 13518603, 13519619, 13519620, 13519648, 13527252, 13527260, 13527261, 13527297, 13527298, 13527827, 13529492, 13529493, 13533809, 13533813, 13533814, 13533817, 13533821.

If the BCM is not a GEN3R, this bulletin does not apply. Continue with standard troubleshooting procedures in SI.

If the BCM is GEN3R, proceed.

Service Procedure

Important: Service agents must comply with all International, Federal, State, Provincial, and/or Local laws applicable to the activities it performs under this bulletin, including but not limited to handling, deploying, preparing, classifying, packaging, marking, labeling, and shipping dangerous goods. In the event of a conflict between the procedures set forth in this bulletin and the laws that apply to your dealership, you must follow those applicable laws.

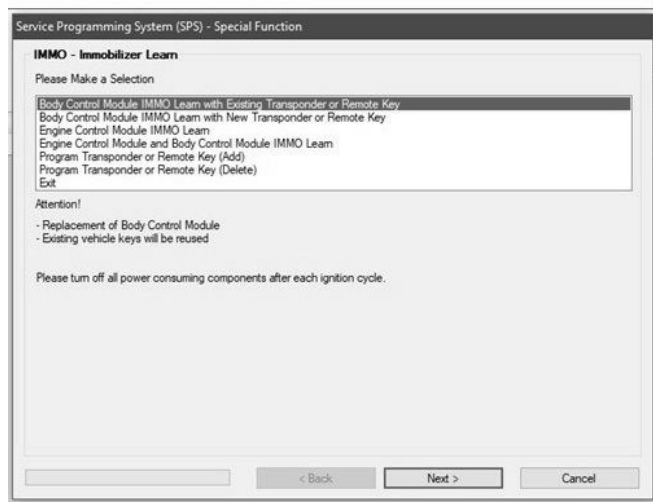
Important: If an immobilizer learn was previously done prior to this bulletin and the issue was not corrected, proceed to step 4.

1. From SPS Supported Controllers, select K9 Body Control Module “Programming A Per Bulletin 23-NA-163 and 23-NA-165 Only.”



6482610

- Using the **existing** FOBs, from SPS Supported Controllers, select Immobilizer procedure “Body Control Module IMMO Learn with Existing Transponder or Remote Key.”



6482611

- Confirm vehicle cranks and starts and all FOB functions work properly on every FOB and that there are no current DTCS. If there are no current DTCs and every FOB function works on all FOBs, stop here. If any DTCs related to this bulletin are still current and vehicle will not start, proceed to step 4.

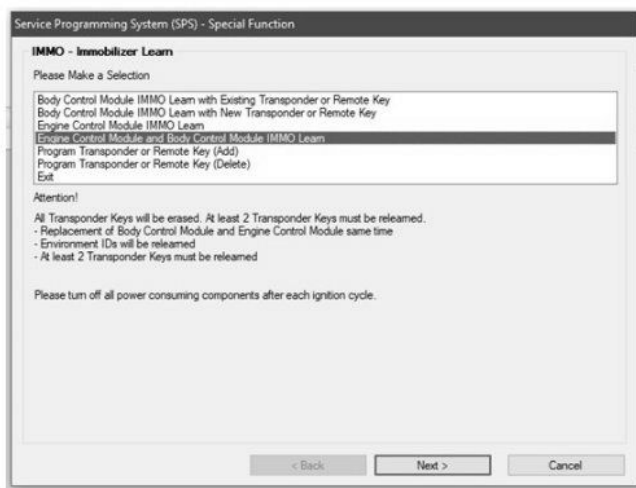
Important: Only proceed to these next steps if an immobilizer learn was previously done and the issue was not corrected.

- If an immobilizer learn was already performed, from SPS Supported Controllers, select K9 Body Control Module “Programming B Per Bulletin 23-NA-163 Only”.



6482612

- Using the **existing** FOBs, from SPS Supported Controllers, select Immobilizer procedure “Engine Control Module and Body Control Module IMMO Learn.”



6482613

- Confirm vehicle cranks and starts and all FOB functions work properly on every FOB and that there are no current DTCs.

Warranty Information

For vehicles repaired under the Bumper-to-Bumper coverage (Canada Base Warranty coverage), use the following labor operation. Reference the Applicable Warranties section of Investigate Vehicle History (IVH) for coverage information.

Labor Operation	Description	Labor Time
2889808*	GEN3R Environment DTC Special Data Reset	ST
*This is a unique Labor Operation for bulletin use only.		

Version	4
Modified	Released September 18, 2023 Revised November 15, 2023 – Updated steps and illustrations for Step 1 and Step 4 within Service Procedure. Revised August 13, 2024 – Added Buick Enclave, Cadillac XT5 and XT6, Chevrolet Blazer and Traverse and updated Model Years. Revised March 13, 2025 – Updated Models, Model Years and changed the Labor Time under Warranty Information.

