

V O L V O

Volvo Car USA LLC

Technical Journal

Technical Journal Title Howling Noise From The EFAD		Ref. No. TJ 37197.1.1	
Issuer (Dept.) Technical Service		Issue Date 2/27/25	Status Date 3/10/25
Car Market United States and Canada	Partner 3 US 7510 Volvo Car USA		Function Group 4631
Function Description Electrical front axis drive		Page Page 1 of 9	

Rows beginning with * are modified

Note! If using a printed copy of this Technical Journal, first check for the latest online version.

Attachment

File Name	File Size
TJI-529668-4_1_0_en-US.pdf	2.1518 MB

DESCRIPTION:

*Updated vehicle type list

If a customer experiences a howling noise from the EFAD when driving at low speeds while at full steering angle (please listen to the attached video file TJ_37197_1.MOV as a reference), follow the advice under "Service".

EFAD= Electrical Front Axis Drive

CSC Customer Symptom Codes

Code	Description
8N	Driving/Unusual noise/Unsure when/at all times
F2	Driving/Unusual noise/During acceleration
D2	Front/rear axle/Unusual noise

DTC Diagnostic Trouble Codes

Vehicle Type

Type	Eng	Eng Desc	Sales	Body	Gear	Steer	Model Year	Plant	Chassis range	Struc Week Range
356	E2	E400V13					2025-2025		-	202417-202444
356	EV	E400V3					2025-2025		-	202417-202444

Technical Journal 37197.1.1

SERVICE:

Please follow the instructions attached to this journal (TJI-529668-3_1_0_en-US.pdf).

This journal is only valid for vehicles within the specified structure week range.

Parts to order: Oil - 32439185 and Expanding Ring - 32240559.

Warranty claim info:

To get a warranty claim accepted for the job described in this TJ, use the VST OP number below.

Note that the TJ number must be stated in the repair order text.

VST Operation Number

VST Operation Number	Description
98498-2	Oil EFAD replace acc. to TJ

VEHICLE REPORT:

Yes, please submit a Vehicle Report if the service solution described in this TJ has no effect. Use the concern area "Vehicle Report" and the sub-concern area "Support Needed", use function group 4631.

To view TJ attachment continue to next page. This TJ has one attachment.



Volvo Car Customer Service

TJ Instruction VCC-529668-4

Title	Oil EFAD	Page	1 (7)
Action	Adjustment	Operation number:	98498-2

Issue	Date	Reason
1	2024-12	First issue

Affected vehicles

Model year	Model
2025	EX90

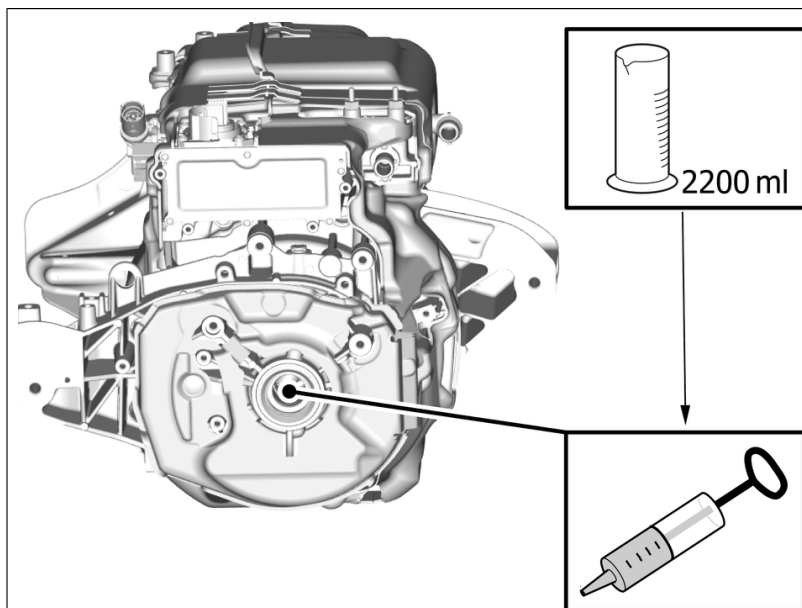
Special tools

Description	Part No.
Oil gun	999 7408

Removal

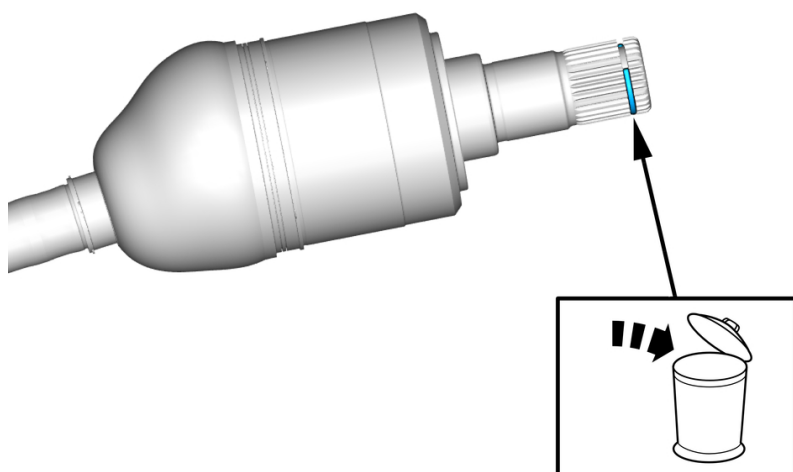
Remove left-hand drive shaft , refer to:
Removal, replacement and installation
4 - Power transmission
46 - Rear axle, drive shafts
466 - drive shaft, constant velocity joint,
drive shaft gear

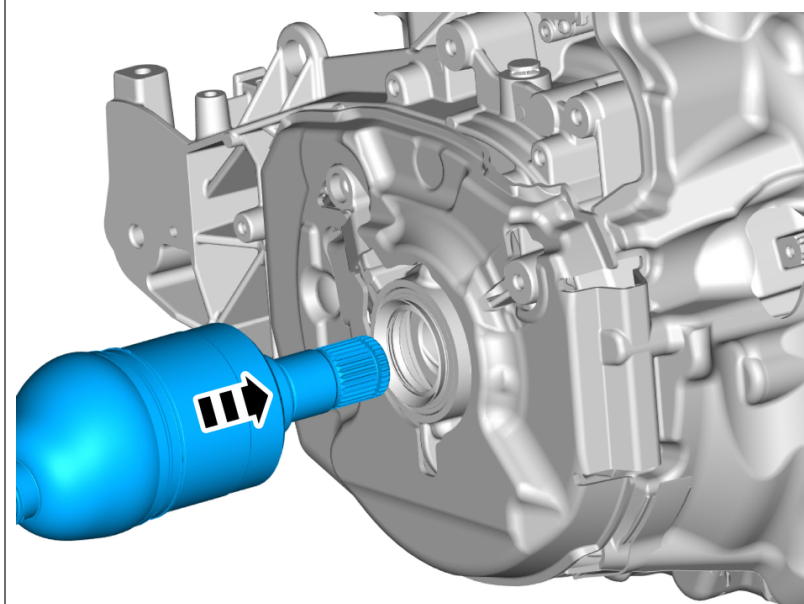
Filling



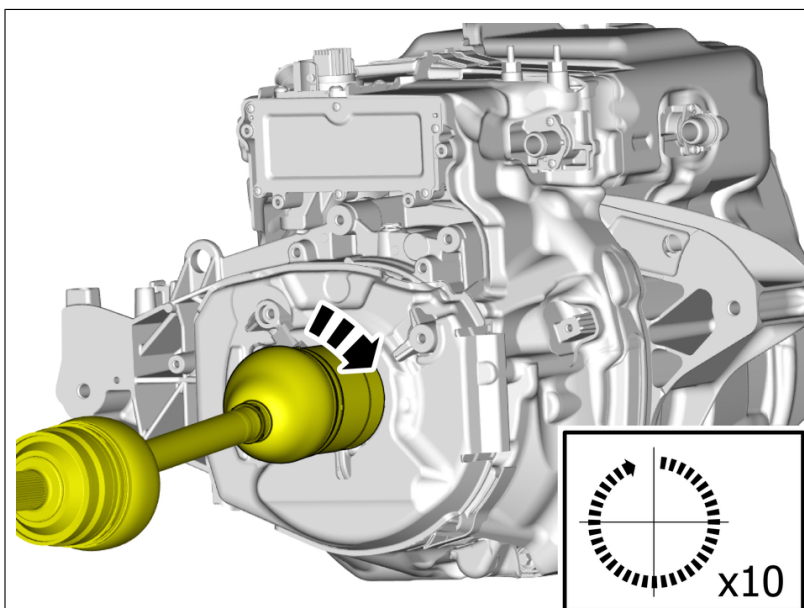
Special Tool: T9997408, Oil gun

Remove the marked part.

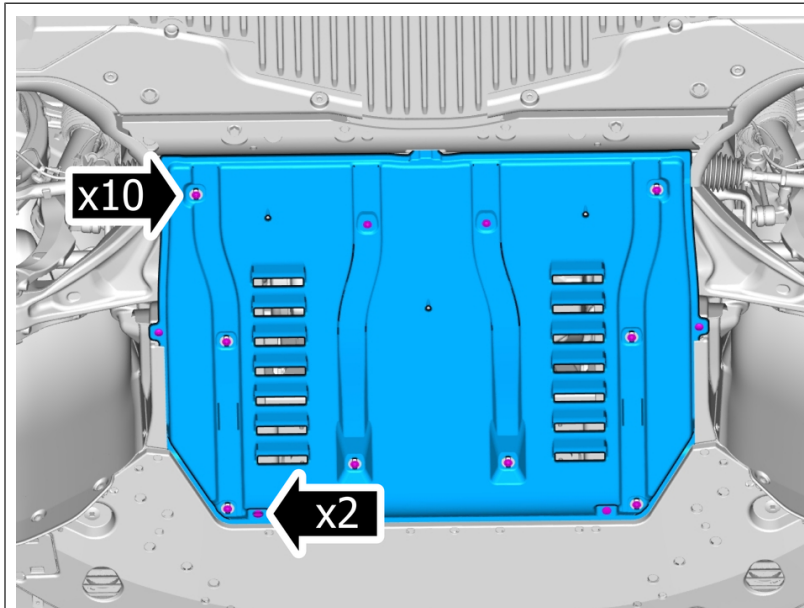




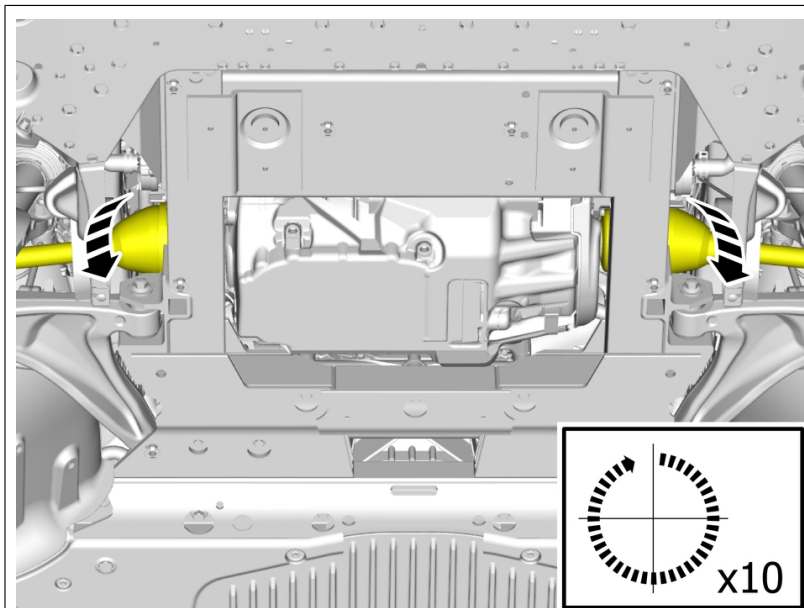
Install the marked component.



Rotate marked component according to image.

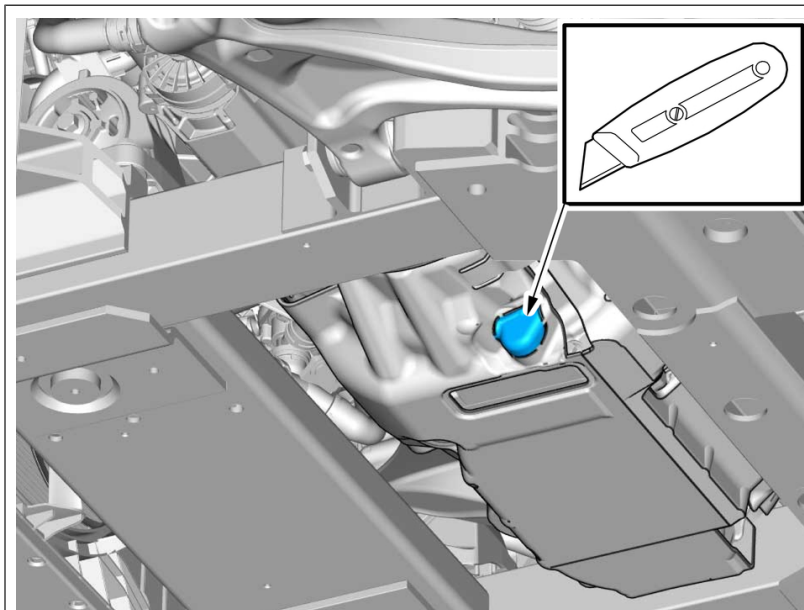


Remove the screws.
Loosen the clips.
Remove the marked part.



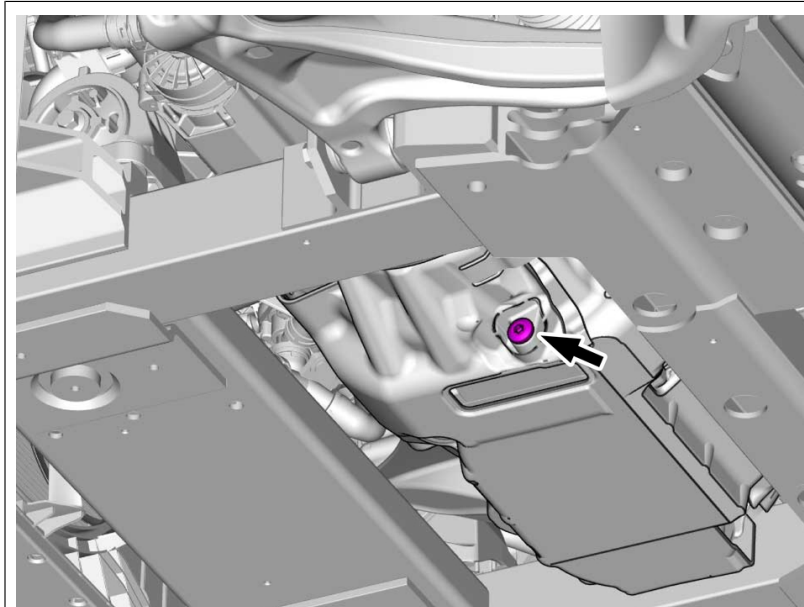
Rotate marked component according to image.

Draining



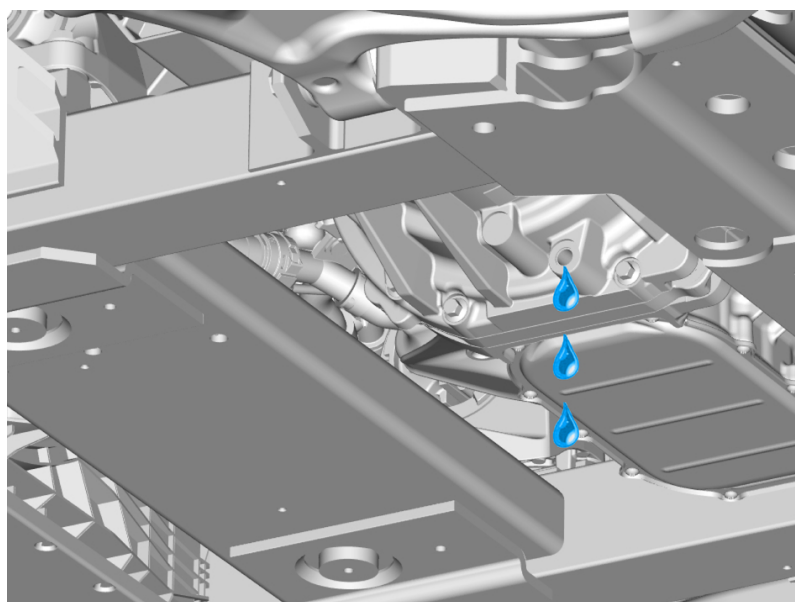
Caution! Cut carefully to avoid unintentional damage or personal injury.

Caution! Make sure that the cutout does not exceed the marking.



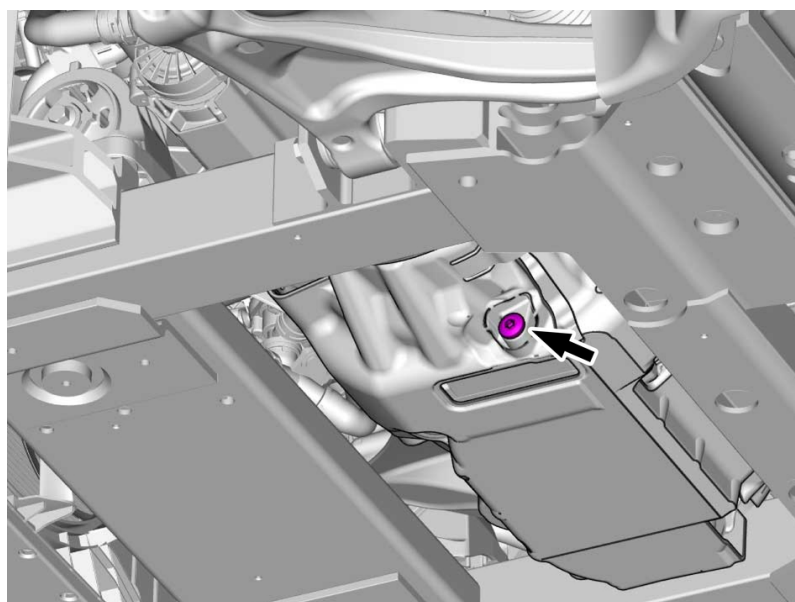
Warning! Be prepared to collect escaping fluid.

Remove the screw.



Warning! Be prepared to collect escaping fluid.

Caution! The fluid must be allowed to escape until a continuous flow changes into single drops.

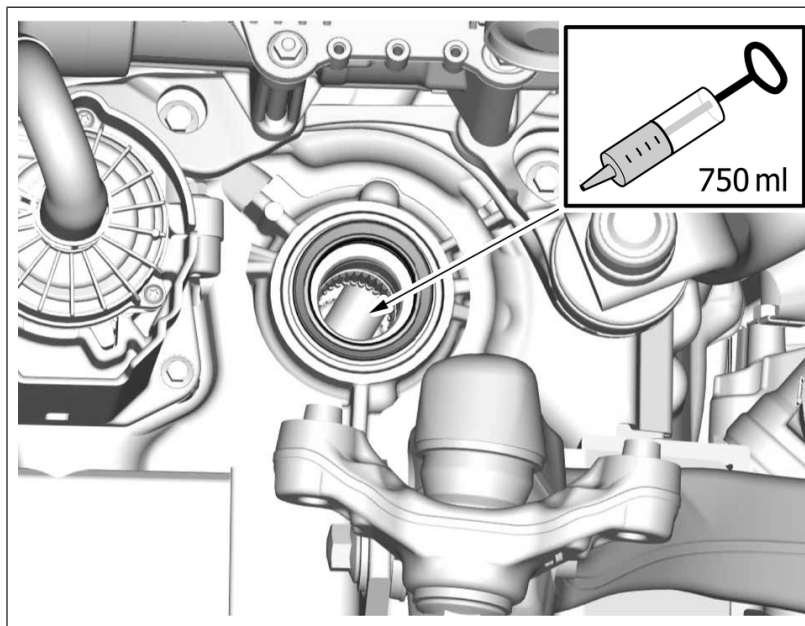


Install the screw.

Torque:

EFAD oil drain plug , 20 Nm

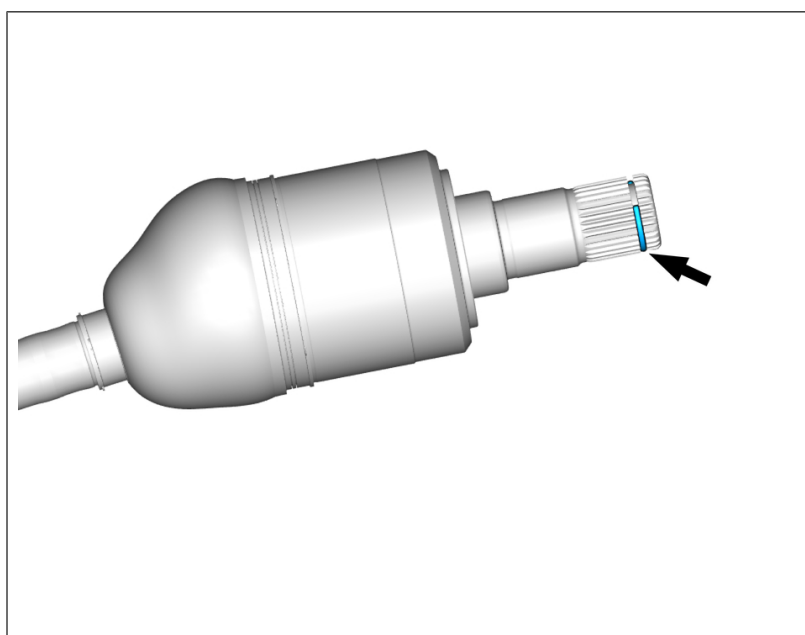
Filling



Warning! Be prepared to collect escaping fluid.

Special Tool: T9997408, Oil gun

Installation



Make sure to replace the marked component with a new.

Reinstall the removed parts in reverse order.