




If the sofa is not extending when at full retract but the motor and cables are moving, the mechanism may be out of square.

Start by ensuring the L-bracket is aligned to the screw rod bracket and not on an angle as shown below. Adjust if needed and tighten in place.



Then loosen the (4) 7/16" nyloc nuts on both passenger and driver side screw rod brackets.



Insert a screw driver into the frame at this location and move the mechanism side to side to free up any binding that may be occurring. The sofa may also shift slightly once these bolts are loosened. The sofa should settle into a position that will not cause it to bind. Run the sofa down fully and then retract fully. Tighten down the 7/16" nyloc nuts to complete.