

# SS 580739 FCCC Step Van Cat Theft Deterrent Systems (291)

## **Applicable Vehicles**

FCCC step vans built with both 6.0L and 6.6L engines for both MT45 & MT55 chassis built AFTER 3/21/18.

**Original** Cat Exhaust Pipe Assemblies for **6.0L** engines built AFTER 3/21/18 are:

A04-34152-000, A04-34156-000

A04-35252-000, A04-35253-000

A04-35493-000, A04-35494-000

**Original** Cat Exhaust Pipe Assemblies for **6.6L** engines starting 1/10/22 are:

A04-35511-000, A04-35512-000

A04-36232-000, A04-36233-000

## **Symptoms**

Catalytic Converters stolen.

## **Issue**

Catalytic Converters stolen.

## **Solution**

FCCC Engineering has developed 4 Service Kits that can be added as needed for vehicles built AFTER 3/21/18 for both 6.0L and 6.6L engines built with both MT45 & MT55 chassis.

NO warranty applies to any of these service kits.

NONE of the 4 Kits will be sold through Paragon, but the attachments should be used in order to determine which "Kit" is to be used to obtain the applicable parts list based on engine type, chassis model, and the date of manufacture.

Labels :

Step Vans

Add tags

## **Attachments**


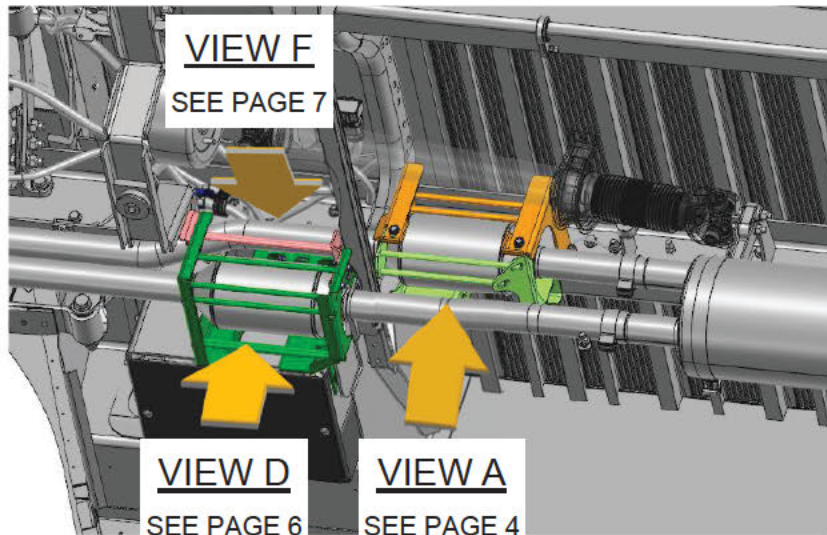


1 Kudo

Comment

Powered by





1. APPLY LOCTITE 271 (RED) TO ALL EXTERNAL THREADS OF FASTENING HARDWARE.
2. POSITION ITEM R01 IN DIRECT CONTACT WITH REFERENCE FACE INDICATED IN GREEN.
3. USE HOLES IN ITEM R01 TO MARK OUT HOLE CENTER LOCATIONS. REMOVE R01 AND DRILL 9/16" HOLES.
4. TORQUE 1/2-13 NUT TO TARGET 55 FT-LB, RANGE 44 – 66 FT-LB.
5. TORQUE 3/8-16 BOLT TO TARGET 32 FT-LB, RANGE 26 – 39 FT-LB.
6. REMOVE BATTERIES FOR FASTENER REPLACEMENT.
7. TORQUE 7/16-14 NUT TO TARGET 37 FT-LB, RANGE 30 – 44 FT-LB.
8. REPLACE BATTERY TRAY HARDWARE WITH NEW HARDWARE.
9. REINSTALL BATTERIES. TORQUE NUT TO TARGET 11 FT-LB, RANGE 9 – 13 FT-LB.
10. ENSURE 19MM MINIMUM CLEARANCE BETWEEN CATALYTIC CONVERTER/EXHAUST TUBE AND THEFT GUARD STRUCTURE.

**BILL OF MATERIALS - KIT A04-36880-000**

1. REFER TO BELOW BILL OF MATERIALS FOR RETROFITTING CIRCLED ITEM NUMBERS CALLED OUT IN THIS INSTALL. REFER TO PAGE 1 FOR TORQUE INFORMATION FOR FASTENERS.

ITEM	PART NO	DESCRIPTION	QTY
001	A04-36873-000	BRKT ASSY-CAT GUARD,MT45G,6.0L	1
002	A04-36875-000	BRKT ASSY-CAT GUARD,MT45G,6.0L	1
003	A04-36874-000	BRKT ASSY-CAT GUARD,MT45G,6.0L	1
004	A04-37838-000	BRKT ASSY-CAT GUARD,MTG,6.0L	1
005	23-11751-175	SCREW-CAP,HEX,GR8,1/2-13X1.75	2
006	23-09114-003	WASHER-HRDN,0.53X1.06X.177,ZN	13
007	23-13833-108	NUT-HEX,LKG,XL SIL,1/2-13	6
008	23-10914-100	SCREW-CAP,3/8-16UNC,HEX HD,SST	6
009	23-10900-038	WASHER-FLAT,SST,3/8"	6
010	23-09114-001	WASHER-HRDN,0.47X0.92X.080,ZN	1
011	23-11749-125	SCREW-CAP,HEX,GR8,7/16-14X1.25	1
012	23-13833-107	NUT-HEX,LKG,XL SIL,7/16-14	1
013	23-11751-150	SCREW,CAP,HEX,1/2-13,GR8,ZNDI	4
R01	04-36879-000	PLT-CAT GUARD,DRILL,MT45G,6.0L	1

**BILL OF MATERIALS - KIT A04-37916-000**

1. REFER TO BELOW BILL OF MATERIALS FOR RETROFITTING CIRCLED ITEM NUMBERS CALLED OUT IN THIS INSTALL. REFER TO PAGE 1 FOR TORQUE INFORMATION FOR FASTENERS.

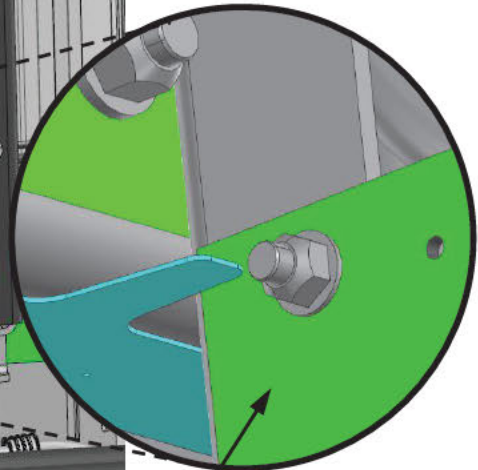
ITEM	PART NO	DESCRIPTION	QTY
001	A04-37903-000	BRKT ASSY-CAT GUARD,MT55G,6.0L	1
002	A04-37913-000	BRKT ASSY-CAT GUARD,MT55G,6.0L	1
003	A04-37909-000	BRKT ASSY-CAT GUARD,MT55G,6.0L	1
004	A04-37838-000	BRKT ASSY-CAT GUARD,MTG,6.0L	1
005	23-11751-175	SCREW-CAP,HEX,GR8,1/2-13X1.75	2
006	23-09114-003	WASHER-HRDN,0.53X1.06X.177,ZN	13
007	23-13833-108	NUT-HEX,LKG,XL SIL,1/2-13	6
008	23-10914-100	SCREW-CAP,3/8-16UNC,HEX HD,SST	6
009	23-10900-038	WASHER-FLAT,SST,3/8"	6
010	23-09114-001	WASHER-HRDN,0.47X0.92X.080,ZN	1
011	23-11749-125	SCREW-CAP,HEX,GR8,7/16-14X1.25	1
012	23-13833-107	NUT-HEX,LKG,XL SIL,7/16-14	1
013	23-11751-150	SCREW,CAP,HEX,1/2-13,GR8,ZNDI	4
R01	04-37934-000	PLT-CAT GUARD,DRILL,MT55G,6.0L	1

R01

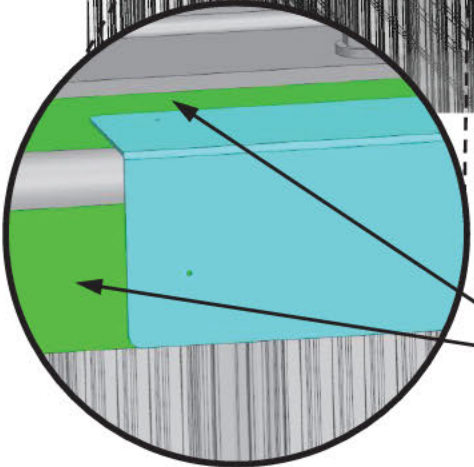
VIEW B  
SEE PAGE 5



VIEW C  
SEE PAGE 5

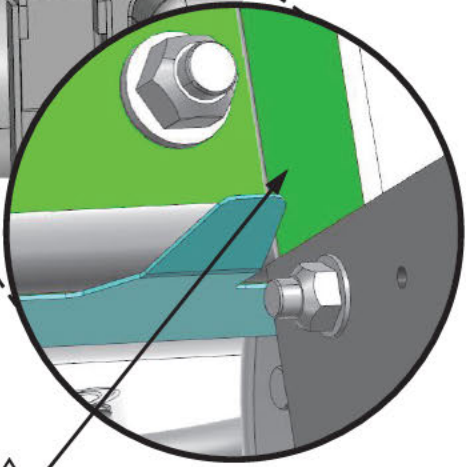


2 MT55G REFERENCE FACE

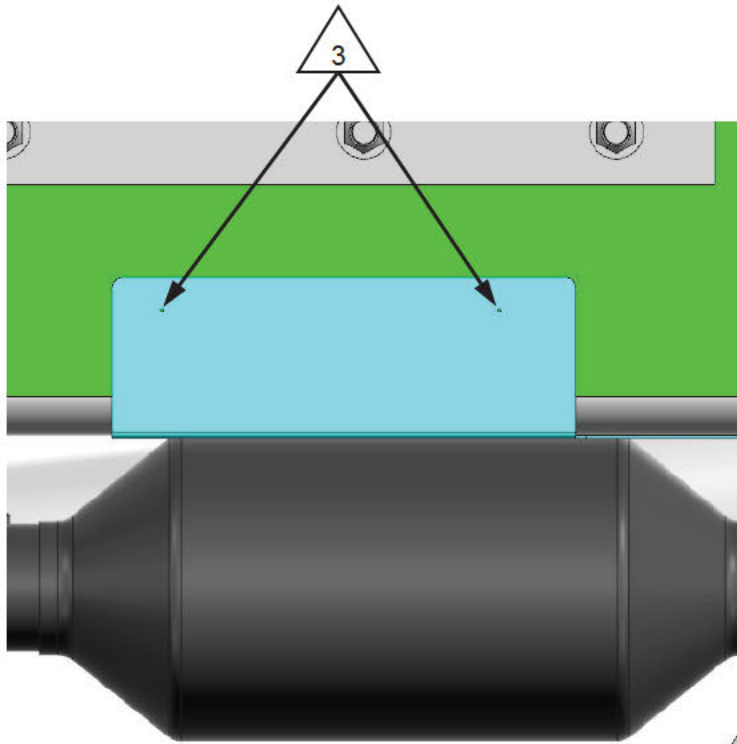


2

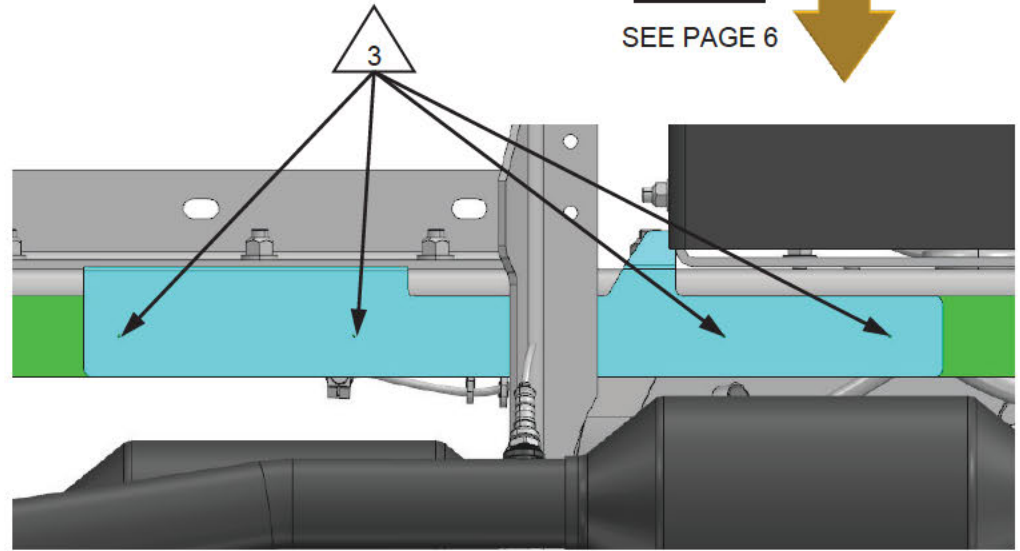
VIEW A  
BODY STRUCTURE  
TRANSLUCENT FOR CLARITY



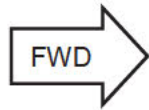
2 MT45G REFERENCE FACE

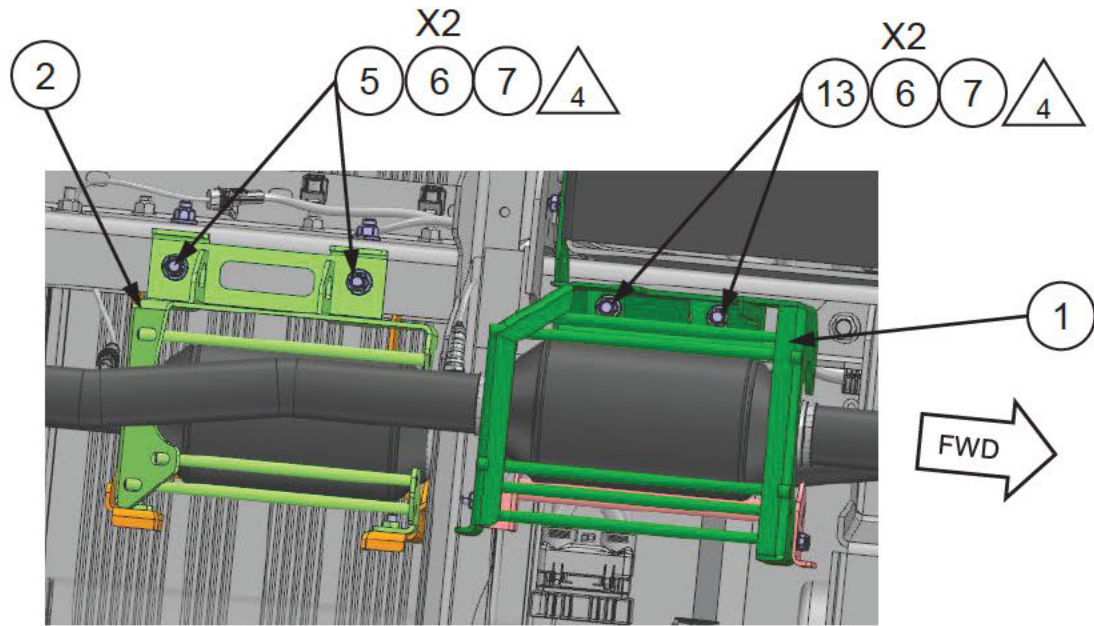
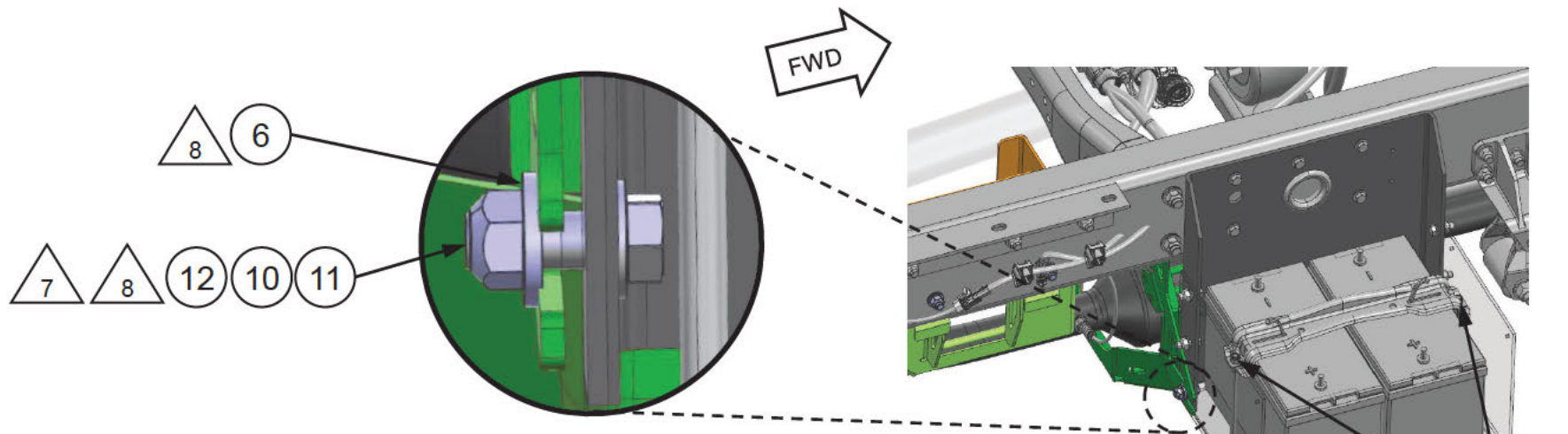


VIEW B  
BODY STRUCTURE HIDDEN FOR CLARITY



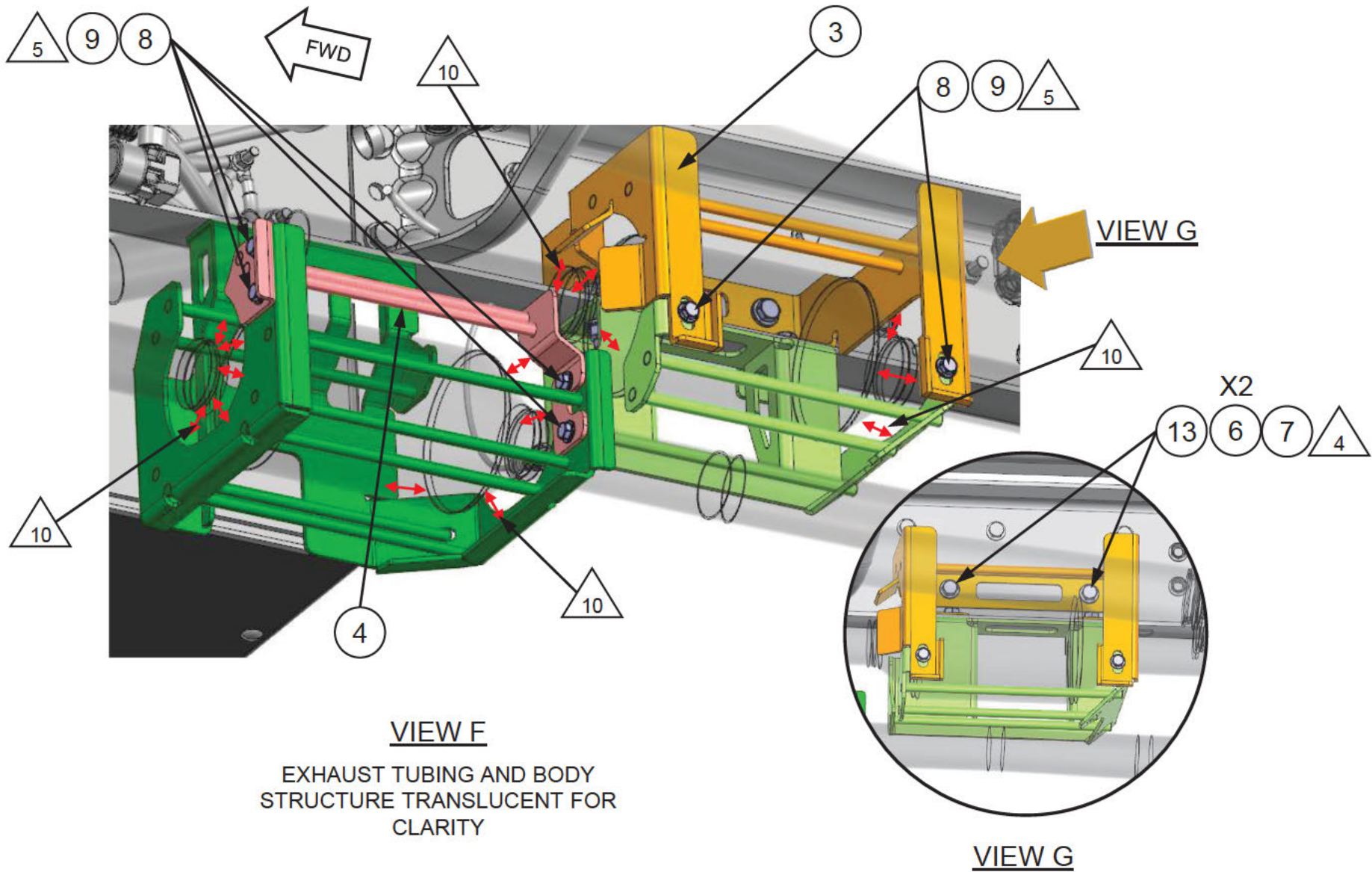
VIEW C

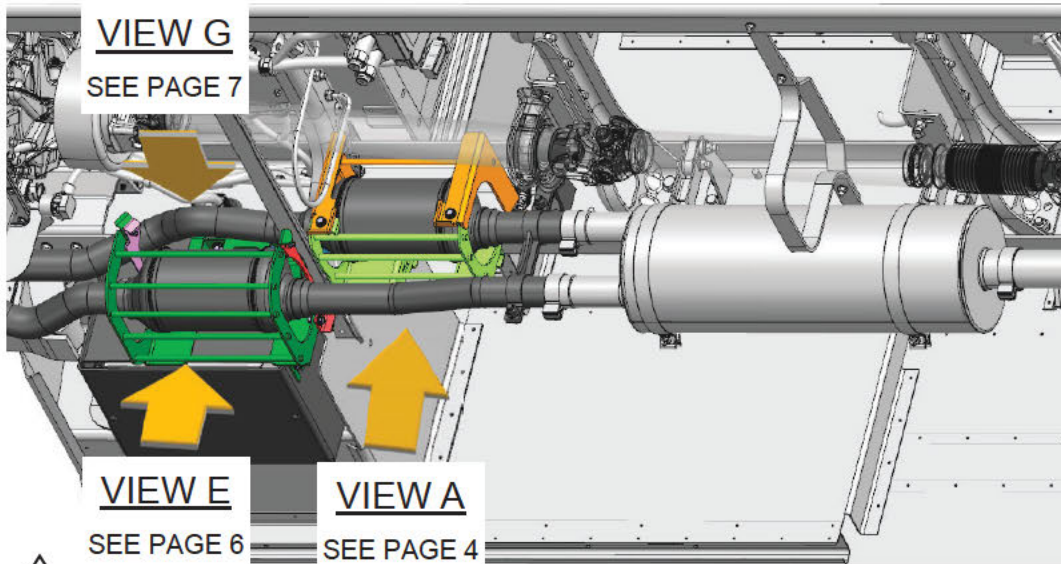




VIEW D

VIEW E  
 BATTERY TRAY  
 TRANSLUCENT FOR CLARITY





1. APPLY LOCTITE 271 (RED) TO ALL EXTERNAL THREADS OF FASTENING HARDWARE.
2. POSITION ITEM R01 IN DIRECT CONTACT WITH REFERENCE FACE INDICATED IN GREEN.
3. CUT TIE CLAMP, POSITION CABLE BUNDLE INBOARD AND REPLACE WITH NEW HARDWARE AFTER PERFORMING NOTE 4.
4. USE HOLES IN ITEM R01 TO MARK OUT HOLE CENTER LOCATIONS. REMOVE R01 AND DRILL 9/16" HOLES.
5. TORQUE 1/2-13 NUT TO TARGET 55 FT-LB, RANGE 44 – 66 FT-LB.
6. TORQUE 3/8-16 BOLT TO TARGET 32 FT-LB, RANGE 26 – 39 FT-LB.
7. REMOVE BATTERIES FOR FASTENER REPLACEMENT.
8. TORQUE 7/16-14 NUT TO TARGET 37 FT-LB, RANGE 30 – 44 FT-LB.
9. REPLACE BATTERY TRAY HARDWARE WITH NEW HARDWARE.
10. REPLACE BATTERIES. TORQUE NUT TO TARGET 11 FT-LB, RANGE 9 – 13 FT-LB.
11. ENSURE 19MM MINIMUM CLEARANCE BETWEEN CATALYTIC CONVERTER/EXHAUST TUBE AND THEFT GUARD HARDWARE.

**BILL OF MATERIALS - KIT A04-37357-000**

1. REFER TO BELOW BILL OF MATERIALS FOR RETROFITTING CIRCLED ITEM NUMBERS CALLED OUT IN THIS INSTALL. REFER TO PAGE 1 FOR TORQUE INFORMATION FOR FASTENERS.

ITEM	PART NO	DESCRIPTION	QTY
001	A04-37145-000	BRKT ASSY-CAT GUARD,MT55G,6.6L	1
002	A04-37150-000	BRKT ASSY-CAT GUARD,MT55G,6.6L	1
003	A04-37152-000	BRKT ASSY-CAT GUARD,MT55G,6.6L	1
004	A04-37155-000	BRKT ASSY-CAT GUARD,BRACE	1
005	A04-37154-000	BRKT ASSY-CAT GUARD,BRACE	1
006	23-11751-175	SCREW-CAP,HEX,GR8,1/2-13X1.75	2
007	23-09114-003	WASHER-HRDN,0.53X1.06X.177,ZN	13
008	23-13833-108	NUT-HEX,LKG,XL SIL,1/2-13	6
009	23-10914-100	SCREW-CAP,3/8-16UNC,HEX HD,SST	6
010	23-10900-038	WASHER-FLAT,SST,3/8"	6
011	23-09114-001	WASHER-HRDN,0.47X0.92X.080,ZN	1
012	23-11749-150	SCREW-CAP,HEX,GR8,7/16-14X1.50	1
013	23-13833-107	NUT-HEX,LKG,XL SIL,7/16-14	1
014	23-11751-150	SCREW,CAP,HEX,1/2-13,GR8,ZNDI	4
015	23-13476-000	TIE-CLAMP,.5W,15L,4.13BUNDLE	2
R01	04-36920-000	PLT-CAT GUARD,DRILL,MT55G,6.6L	1


**BILL OF MATERIALS - KIT A04-37356-000**

1. REFER TO BELOW BILL OF MATERIALS FOR RETROFITTING CIRCLED ITEM NUMBERS CALLED OUT IN THIS INSTALL. REFER TO PAGE 1 FOR TORQUE INFORMATION FOR FASTENERS.

ITEM	PART NO	DESCRIPTION	QTY
001	A04-37200-000	BRKT ASSY-CAT GUARD,MT45G,6.6L	1
002	A04-37201-000	BRKT ASSY-CAT GUARD,MT45G,6.6L	1
003	A04-37202-000	BRKT ASSY-CAT GUARD,MT45G,6.6L	1
004	A04-37155-000	BRKT ASSY-CAT GUARD,BRACE	1
005	A04-37154-000	BRKT ASSY-CAT GUARD,BRACE	1
006	23-11751-175	SCREW-CAP,HEX,GR8,1/2-13X1.75	2
007	23-09114-003	WASHER-HRDN,0.53X1.06X.177,ZN	13
008	23-13833-108	NUT-HEX,LKG,XL SIL,1/2-13	6
009	23-10914-100	SCREW-CAP,3/8-16UNC,HEX HD,SST	6
010	23-10900-038	WASHER-FLAT,SST,3/8"	6
011	23-09114-001	WASHER-HRDN,0.47X0.92X.080,ZN	1
012	23-11749-150	SCREW-CAP,HEX,GR8,7/16-14X1.50	1
013	23-13833-107	NUT-HEX,LKG,XL SIL,7/16-14	1
014	23-11751-150	SCREW,CAP,HEX,1/2-13,GR8,ZNDI	4
015	23-13476-000	TIE-CLAMP,.5W,15L,4.13BUNDLE	2
R01	04-36925-000	PLT-CAT GUARD,DRILL,MT45G,6.6L	1

R01

VIEW C  
SEE PAGE 5



VIEW D  
SEE PAGE 5

VIEW B  
SEE PAGE 5

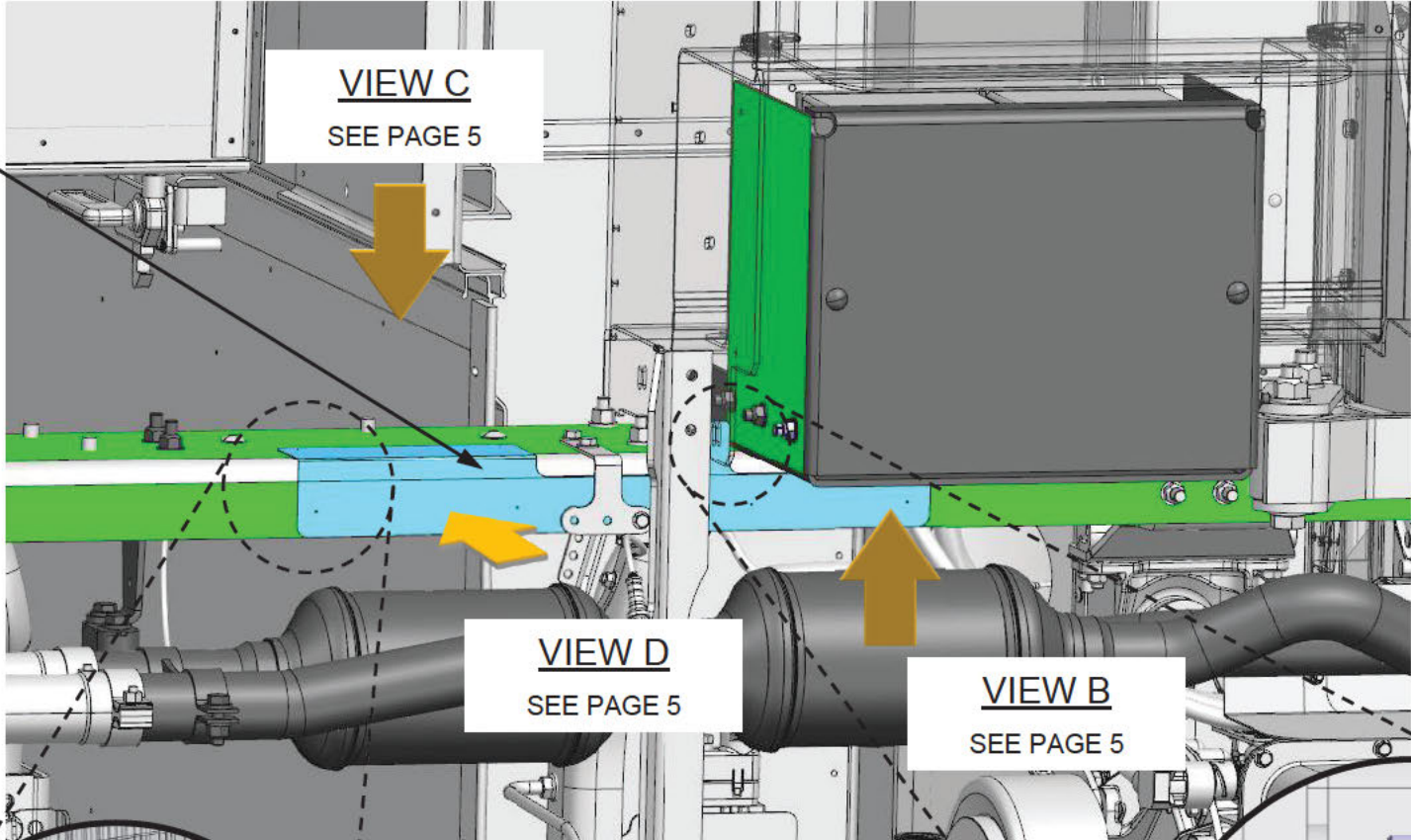
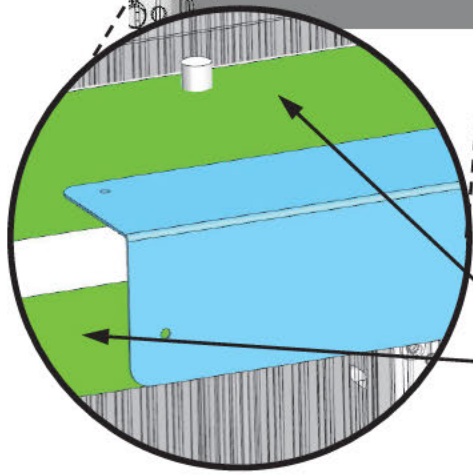
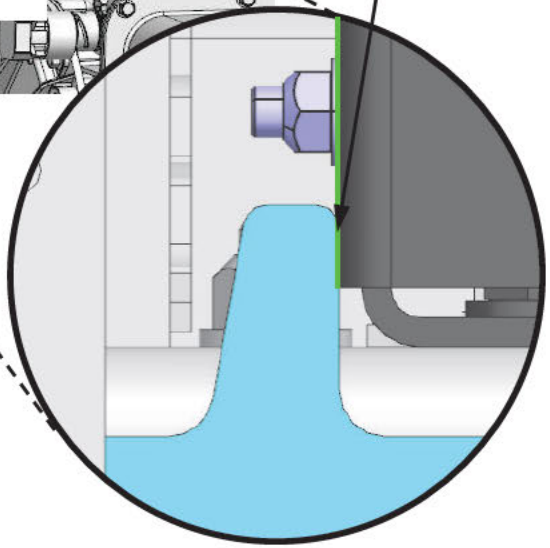


2

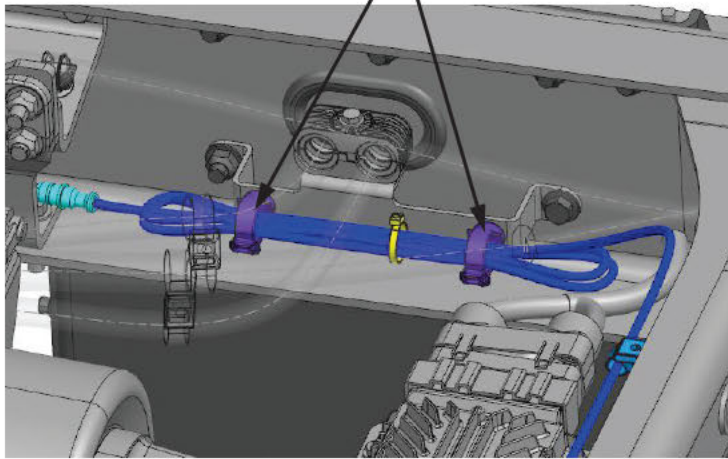
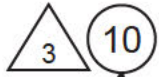
VIEW A

BODY STRUCTURE  
TRANSLUCENT FOR CLARITY

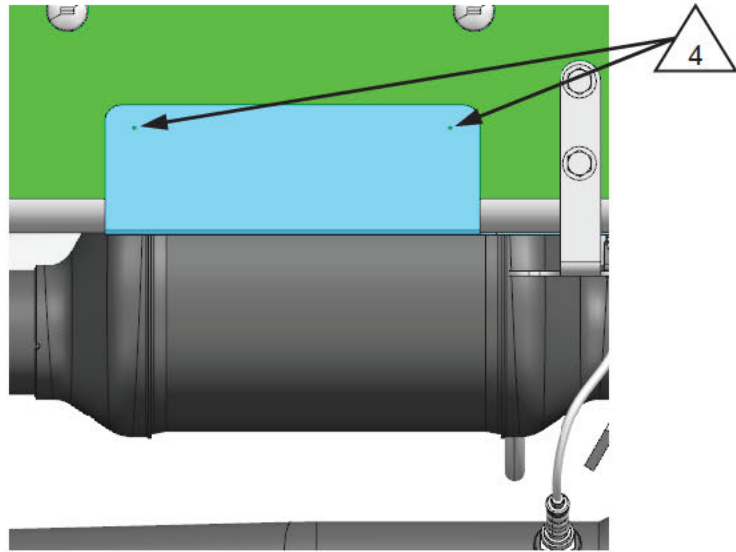
2



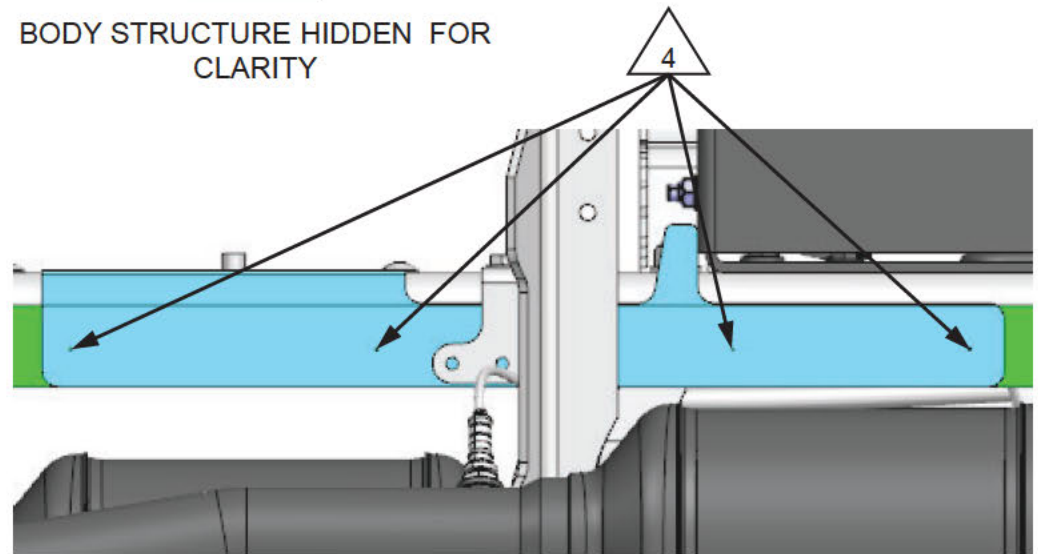
VIEW F  
SEE PAGE 6



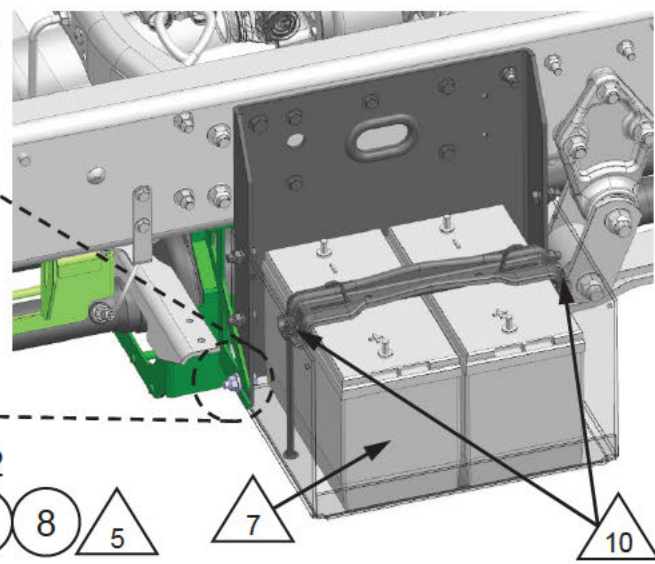
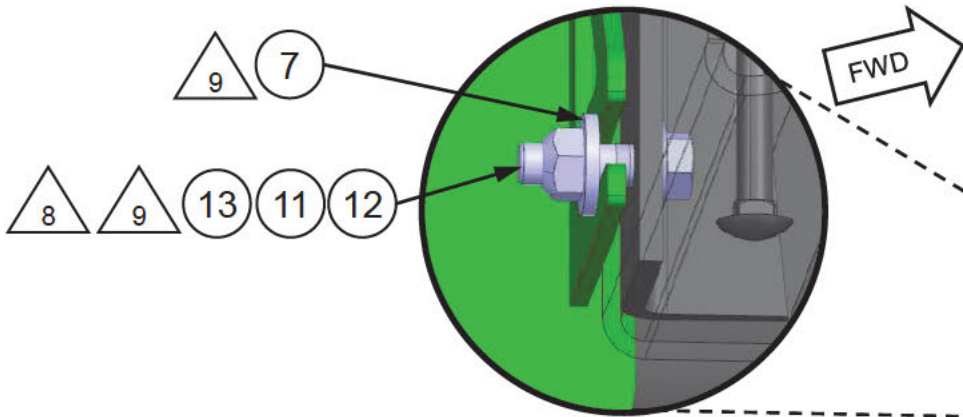
VIEW B  
ROUTING TRANSLUCENT  
FOR CLARITY



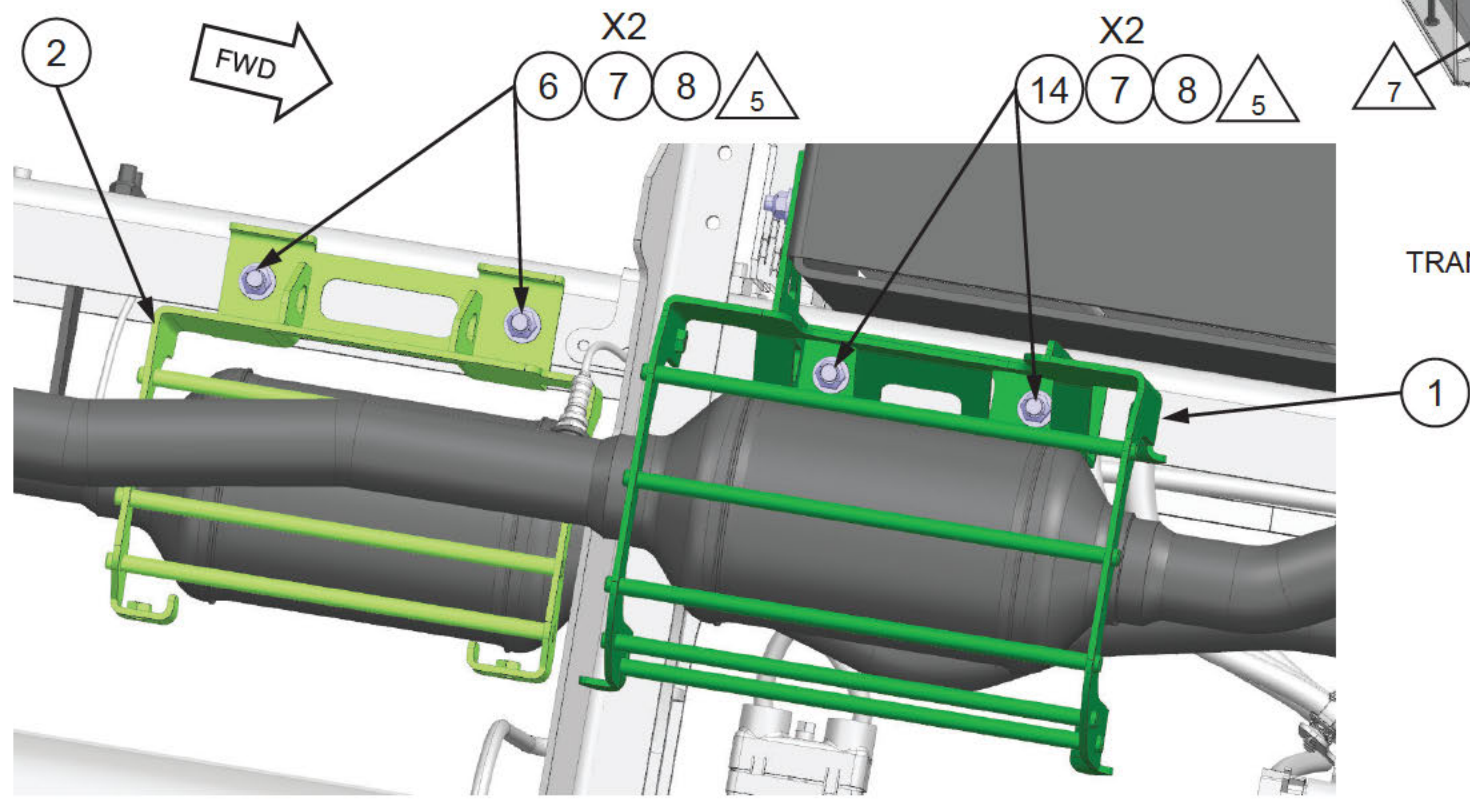
VIEW C  
BODY STRUCTURE HIDDEN FOR  
CLARITY



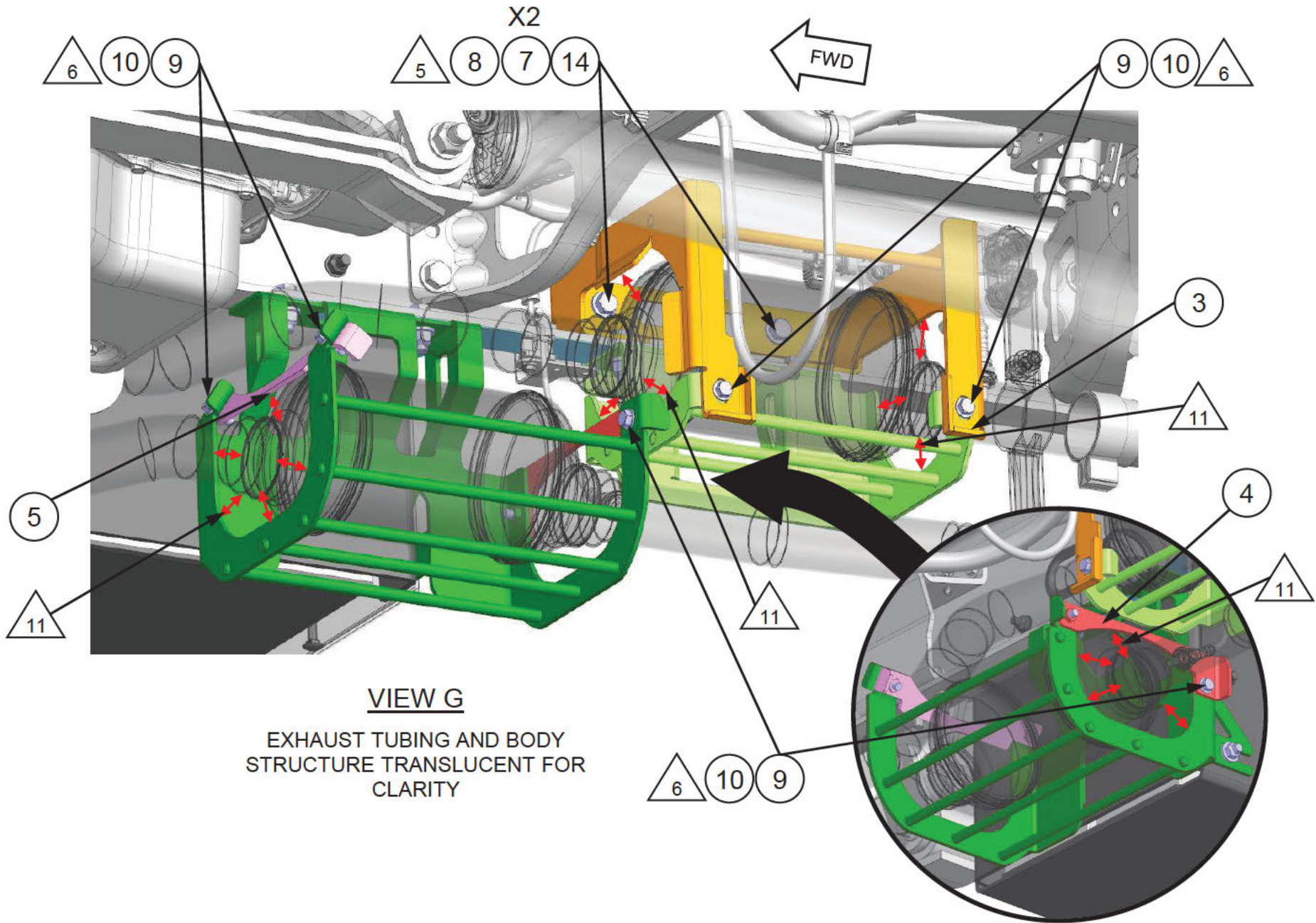
VIEW D



VIEW F  
 BATTERY TRAY  
 TRANSLUCENT FOR CLARITY



VIEW E



VIEW F

SEE PAGE 7


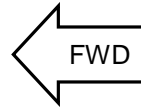


VIEW D

SEE PAGE 6

VIEW A

SEE PAGE 4



1. APPLY LOCTITE 271 (RED) TO ALL EXTERNAL THREADS OF FASTENING HARDWARE.
2. POSITION ITEM R01 IN DIRECT CONTACT WITH REFERENCE FACE INDICATED IN GREEN.
3. USE HOLES IN ITEM R01 TO MARK OUT HOLE CENTER LOCATIONS. REMOVE R01 AND DRILL 9/16" HOLES.
4. TORQUE 1/2-13 NUT TO TARGET 55 FT-LB, RANGE 44 – 66 FT-LB.
5. TORQUE 3/8-16 BOLT TO TARGET 32 FT-LB, RANGE 26 – 39 FT-LB.
6. REMOVE BATTERIES FOR FASTENER REPLACEMENT.
7. TORQUE 7/16-14 NUT TO TARGET 37 FT-LB, RANGE 30 – 44 FT-LB.
8. REPLACE BATTERY TRAY HARDWARE WITH NEW HARDWARE.
9. REINSTALL BATTERIES. TORQUE NUT TO TARGET 11 FT-LB, RANGE 9 – 13 FT-LB.
10. ENSURE 19MM MINIMUM CLEARANCE BETWEEN CATALYTIC CONVERTER/EXHAUST TUBE AND THEFT GUARD STRUCTURE.

## BILL OF MATERIALS - KIT A04-36880-000

1. REFER TO BELOW BILL OF MATERIALS FOR RETROFITTING CIRCLED ITEM NUMBERS CALLED OUT IN THIS INSTALL. REFER TO PAGE 1 FOR TORQUE INFORMATION FOR FASTENERS.

ITEM	PART NO	DESCRIPTION	QTY
001	A04-36873-000	BRKT ASSY-CAT GUARD,MT45G,6.0L	1
002	A04-36875-000	BRKT ASSY-CAT GUARD,MT45G,6.0L	1
003	A04-36874-000	BRKT ASSY-CAT GUARD,MT45G,6.0L	1
004	A04-37838-000	BRKT ASSY-CAT GUARD,MTG,6.0L	1
005	23-11751-175	SCREW-CAP,HEX,GR8,1/2-13X1.75	2
006	23-09114-003	WASHER-HRDN,0.53X1.06X.177,ZN	13
007	23-13833-108	NUT-HEX,LKG,XL SIL,1/2-13	6
008	23-10914-100	SCREW-CAP,3/8-16UNC,HEX HD,SST	6
009	23-10900-038	WASHER-FLAT,SST,3/8"	6
010	23-09114-001	WASHER-HRDN,0.47X0.92X.080,ZN	1
011	23-11749-125	SCREW-CAP,HEX,GR8,7/16-14X1.25	1
012	23-13833-107	NUT-HEX,LKG,XL SIL,7/16-14	1
013	23-11751-150	SCREW,CAP,HEX,1/2-13,GR8,ZNDI	4
R01	04-36879-000	PLT-CAT GUARD,DRILL,MT45G,6.0L	1

## BILL OF MATERIALS - KIT A04-37916-000

1. REFER TO BELOW BILL OF MATERIALS FOR RETROFITTING CIRCLED ITEM NUMBERS CALLED OUT IN THIS INSTALL. REFER TO PAGE 1 FOR TORQUE INFORMATION FOR FASTENERS.

ITEM	PART NO	DESCRIPTION	QTY
001	A04-37903-000	BRKT ASSY-CAT GUARD,MT55G,6.0L	1
002	A04-37913-000	BRKT ASSY-CAT GUARD,MT55G,6.0L	1
003	A04-37909-000	BRKT ASSY-CAT GUARD,MT55G,6.0L	1
004	A04-37838-000	BRKT ASSY-CAT GUARD,MTG,6.0L	1
005	23-11751-175	SCREW-CAP,HEX,GR8,1/2-13X1.75	2
006	23-09114-003	WASHER-HRDN,0.53X1.06X.177,ZN	13
007	23-13833-108	NUT-HEX,LKG,XL SIL,1/2-13	6
008	23-10914-100	SCREW-CAP,3/8-16UNC,HEX HD,SST	6
009	23-10900-038	WASHER-FLAT,SST,3/8"	6
010	23-09114-001	WASHER-HRDN,0.47X0.92X.080,ZN	1
011	23-11749-125	SCREW-CAP,HEX,GR8,7/16-14X1.25	1
012	23-13833-107	NUT-HEX,LKG,XL SIL,7/16-14	1
013	23-11751-150	SCREW,CAP,HEX,1/2-13,GR8,ZNDI	4
R01	04-37934-000	PLT-CAT GUARD,DRILL,MT55G,6.0L	1

R01

VIEW B

SEE PAGE 5

FWD

VIEW C

SEE PAGE 5

VIEW A

BODY STRUCTURE  
TRANSLUCENT FOR CLARITY

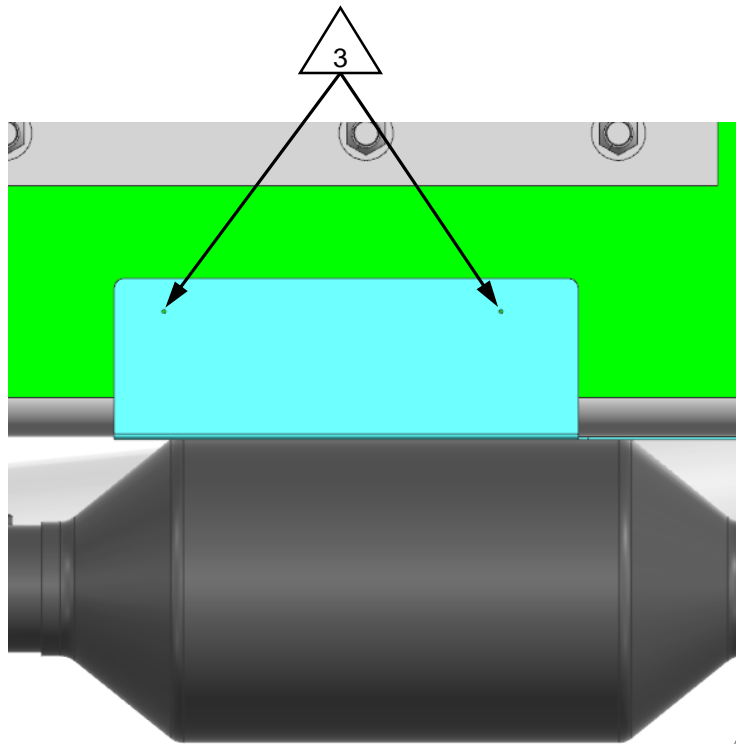
2 MT55G REFERENCE  
FACE

2 MT45G REFERENCE  
FACE

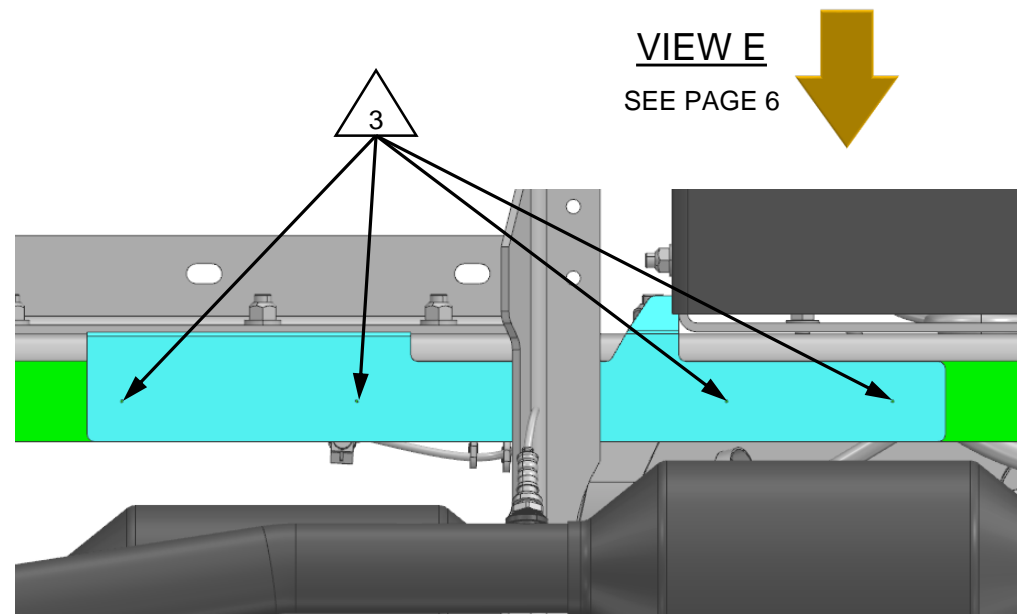
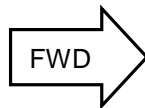
2

2

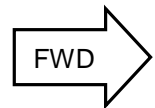
2



VIEW B  
BODY STRUCTURE HIDDEN FOR CLARITY

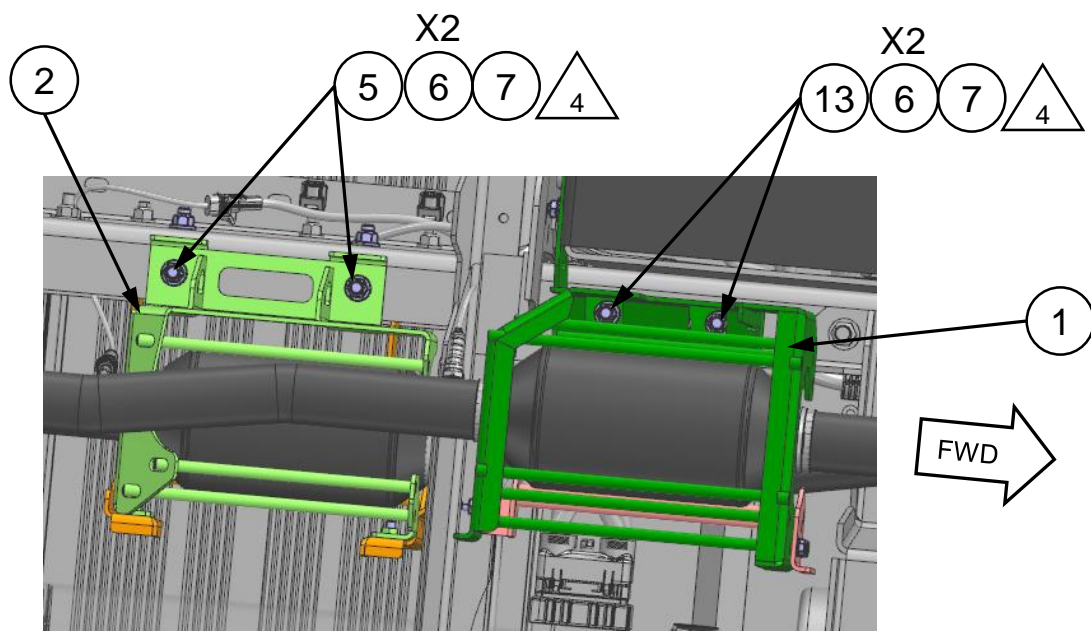
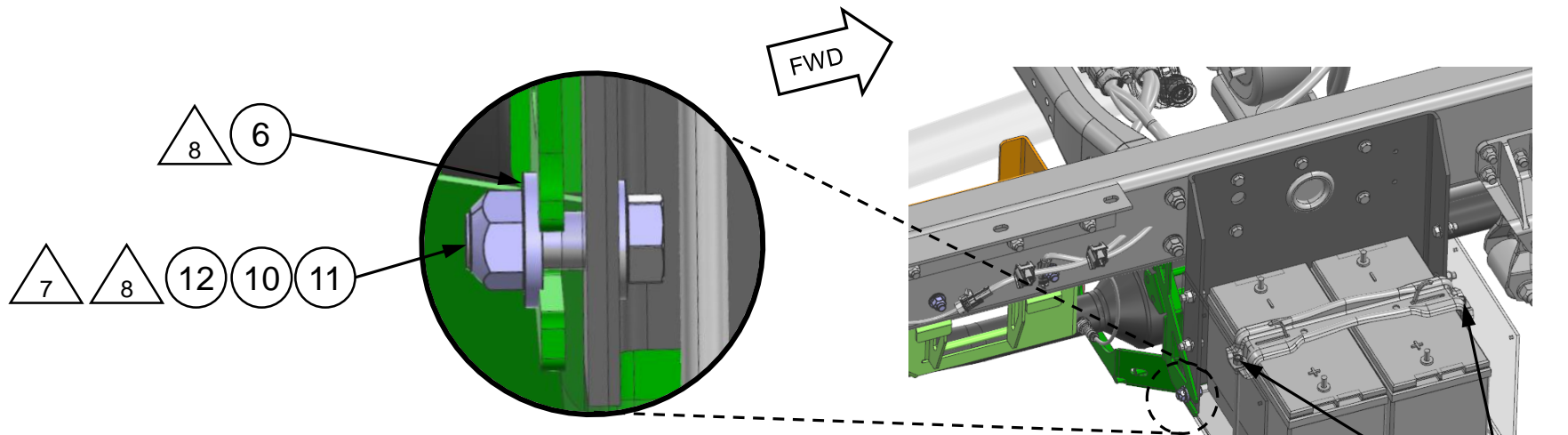


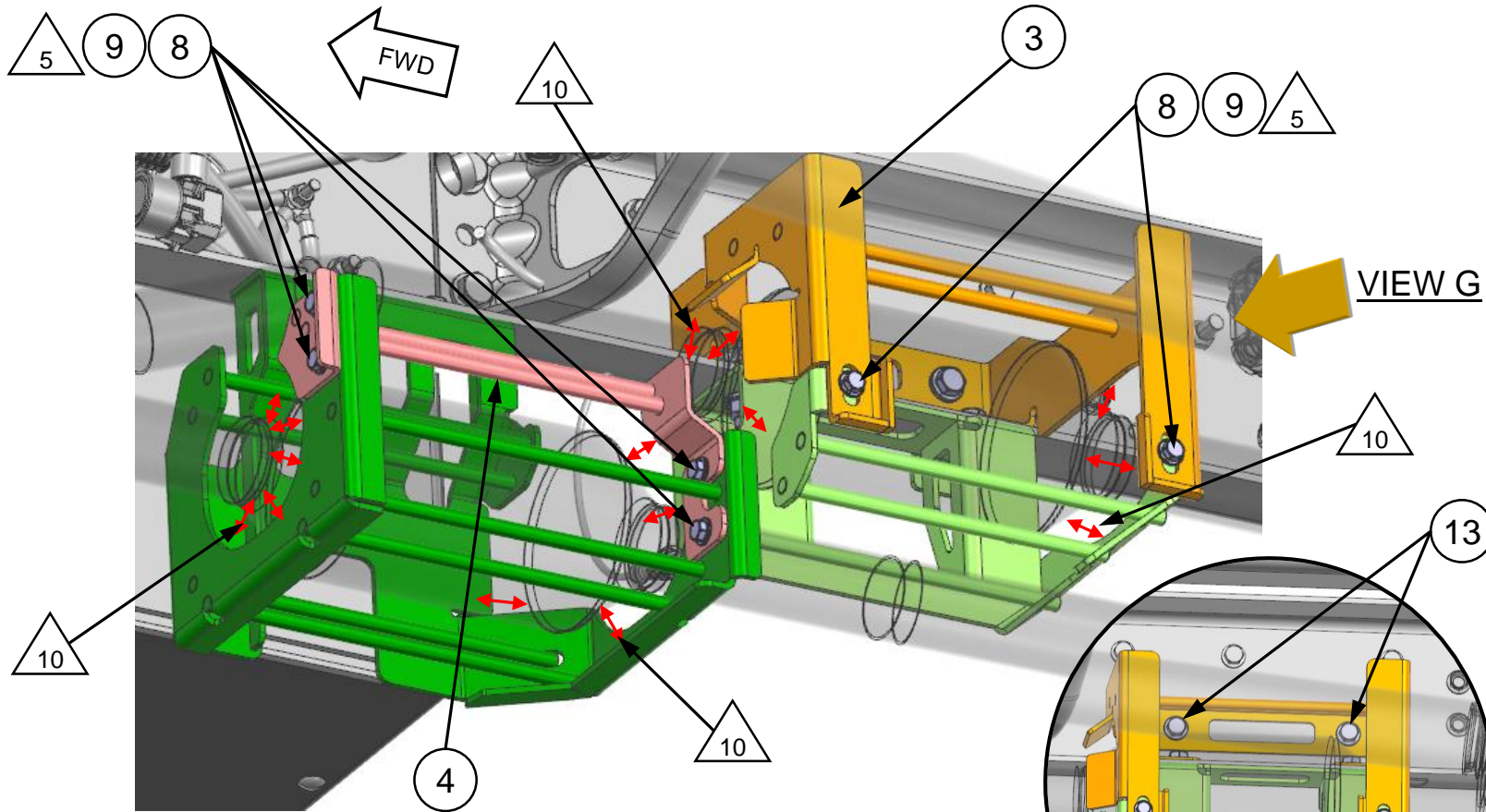
VIEW C



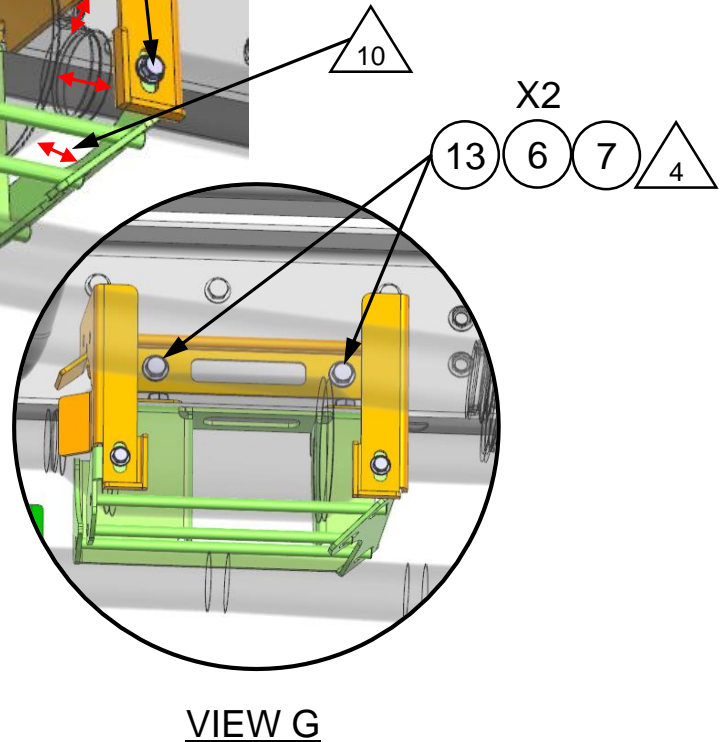
VIEW E  
SEE PAGE 6







VIEW F  
 EXHAUST TUBING AND BODY  
 STRUCTURE TRANSLUCENT FOR  
 CLARITY



VIEW G

## VIEW G


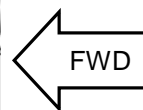
SEE PAGE 7

## VIEW E

SEE PAGE 6

## VIEW A

SEE PAGE 4



1. APPLY LOCTITE 271 (RED) TO ALL EXTERNAL THREADS OF FASTENING HARDWARE.
2. POSITION ITEM R01 IN DIRECT CONTACT WITH REFERENCE FACE INDICATED IN GREEN.
3. CUT TIE CLAMP, POSITION CABLE BUNDLE INBOARD AND REPLACE WITH NEW HARDWARE AFTER PERFORMING NOTE 4.
4. USE HOLES IN ITEM R01 TO MARK OUT HOLE CENTER LOCATIONS. REMOVE R01 AND DRILL 9/16" HOLES.
5. TORQUE 1/2-13 NUT TO TARGET 55 FT-LB, RANGE 44 – 66 FT-LB.
6. TORQUE 3/8-16 BOLT TO TARGET 32 FT-LB, RANGE 26 – 39 FT-LB.
7. REMOVE BATTERIES FOR FASTENER REPLACEMENT.
8. TORQUE 7/16-14 NUT TO TARGET 37 FT-LB, RANGE 30 – 44 FT-LB.
9. REPLACE BATTERY TRAY HARDWARE WITH NEW HARDWARE.
10. REPLACE BATTERIES. TORQUE NUT TO TARGET 11 FT-LB, RANGE 9 – 13 FT-LB.
11. ENSURE 19MM MINIMUM CLEARANCE BETWEEN CATALYTIC CONVERTER/EXHAUST TUBE AND THEFT GUARD HARDWARE.

**BILL OF MATERIALS - KIT A04-37357-000**

1. REFER TO BELOW BILL OF MATERIALS FOR RETROFITTING CIRCLED ITEM NUMBERS CALLED OUT IN THIS INSTALL. REFER TO PAGE 1 FOR TORQUE INFORMATION FOR FASTENERS.

ITEM	PART NO	DESCRIPTION	QTY
001	A04-37145-000	BRKT ASSY-CAT GUARD,MT55G,6.6L	1
002	A04-37150-000	BRKT ASSY-CAT GUARD,MT55G,6.6L	1
003	A04-37152-000	BRKT ASSY-CAT GUARD,MT55G,6.6L	1
004	A04-37155-000	BRKT ASSY-CAT GUARD,BRACE	1
005	A04-37154-000	BRKT ASSY-CAT GUARD,BRACE	1
006	23-11751-175	SCREW-CAP,HEX,GR8,1/2-13X1.75	2
007	23-09114-003	WASHER-HRDN,0.53X1.06X.177,ZN	13
008	23-13833-108	NUT-HEX,LKG,XL SIL,1/2-13	6
009	23-10914-100	SCREW-CAP,3/8-16UNC,HEX HD,SST	6
010	23-10900-038	WASHER-FLAT,SST,3/8"	6
011	23-09114-001	WASHER-HRDN,0.47X0.92X.080,ZN	1
012	23-11749-150	SCREW-CAP,HEX,GR8,7/16-14X1.50	1
013	23-13833-107	NUT-HEX,LKG,XL SIL,7/16-14	1
014	23-11751-150	SCREW,CAP,HEX,1/2-13,GR8,ZNDI	4
015	23-13476-000	TIE-CLAMP,.5W,15L,4.13BUNDLE	2
R01	04-36920-000	PLT-CAT GUARD,DRILL,MT55G,6.6L	1

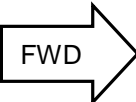
**BILL OF MATERIALS - KIT A04-37356-000**

1. REFER TO BELOW BILL OF MATERIALS FOR RETROFITTING CIRCLED ITEM NUMBERS CALLED OUT IN THIS INSTALL. REFER TO PAGE 1 FOR TORQUE INFORMATION FOR FASTENERS.

<b>ITEM</b>	<b>PART NO</b>	<b>DESCRIPTION</b>	<b>QTY</b>
001	A04-37200-000	BRKT ASSY-CAT GUARD,MT45G,6.6L	1
002	A04-37201-000	BRKT ASSY-CAT GUARD,MT45G,6.6L	1
003	A04-37202-000	BRKT ASSY-CAT GUARD,MT45G,6.6L	1
004	A04-37155-000	BRKT ASSY-CAT GUARD,BRACE	1
005	A04-37154-000	BRKT ASSY-CAT GUARD,BRACE	1
006	23-11751-175	SCREW-CAP,HEX,GR8,1/2-13X1.75	2
007	23-09114-003	WASHER-HRDN,0.53X1.06X.177,ZN	13
008	23-13833-108	NUT-HEX,LKG,XL SIL,1/2-13	6
009	23-10914-100	SCREW-CAP,3/8-16UNC,HEX HD,SST	6
010	23-10900-038	WASHER-FLAT,SST,3/8"	6
011	23-09114-001	WASHER-HRDN,0.47X0.92X.080,ZN	1
012	23-11749-150	SCREW-CAP,HEX,GR8,7/16-14X1.50	1
013	23-13833-107	NUT-HEX,LKG,XL SIL,7/16-14	1
014	23-11751-150	SCREW,CAP,HEX,1/2-13,GR8,ZNDI	4
015	23-13476-000	TIE-CLAMP,.5W,15L,4.13BUNDLE	2
R01	04-36925-000	PLT-CAT GUARD,DRILL,MT45G,6.6L	1

R01

VIEW C  
SEE PAGE 5



VIEW D  
SEE PAGE 5

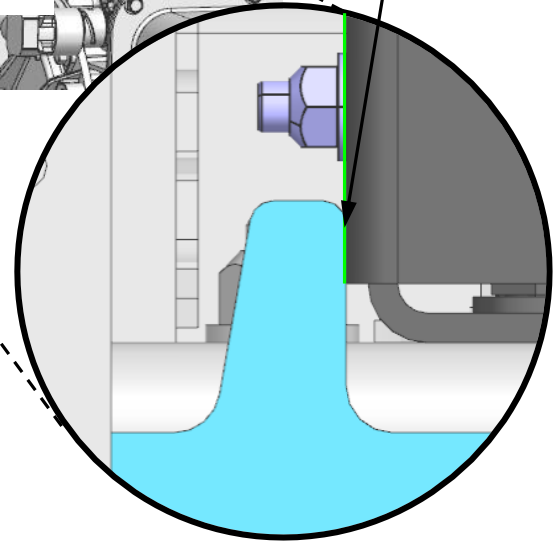
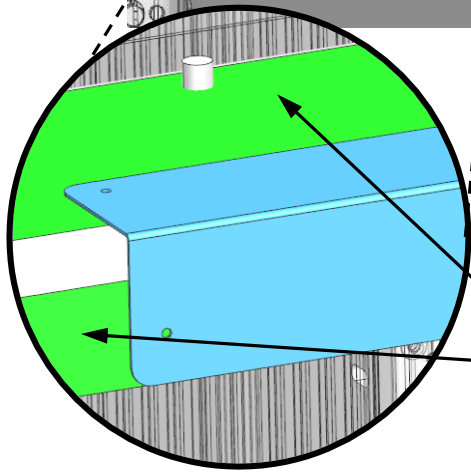


VIEW B  
SEE PAGE 5

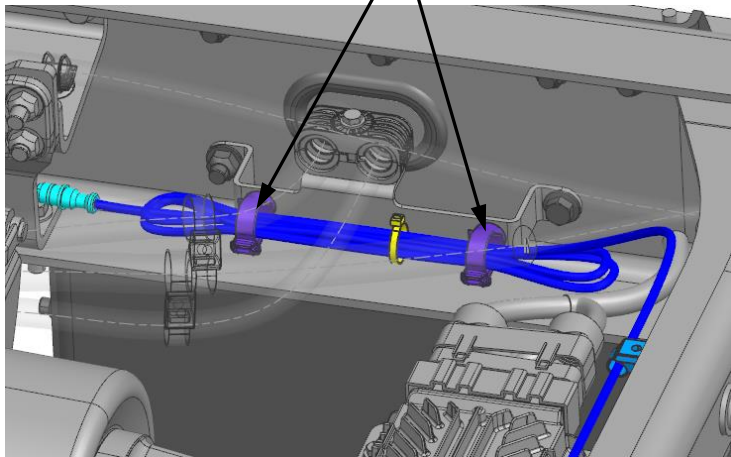
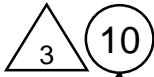


VIEW A

BODY STRUCTURE  
TRANSLUCENT FOR CLARITY

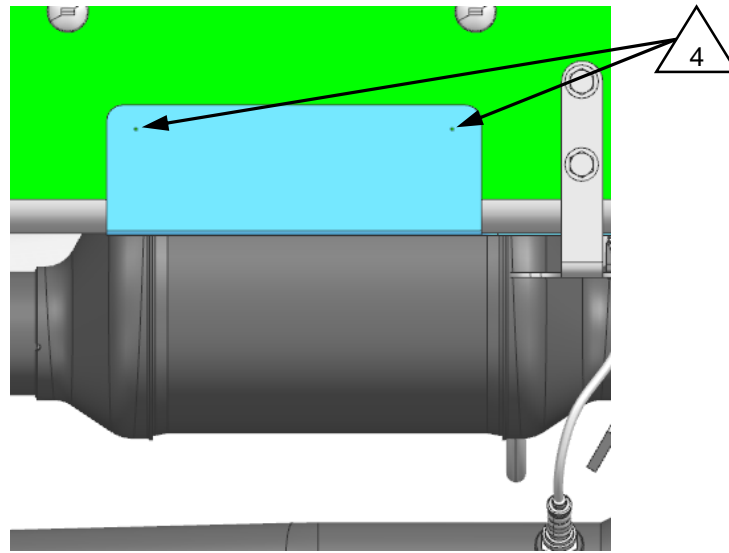


VIEW F  
SEE PAGE 6



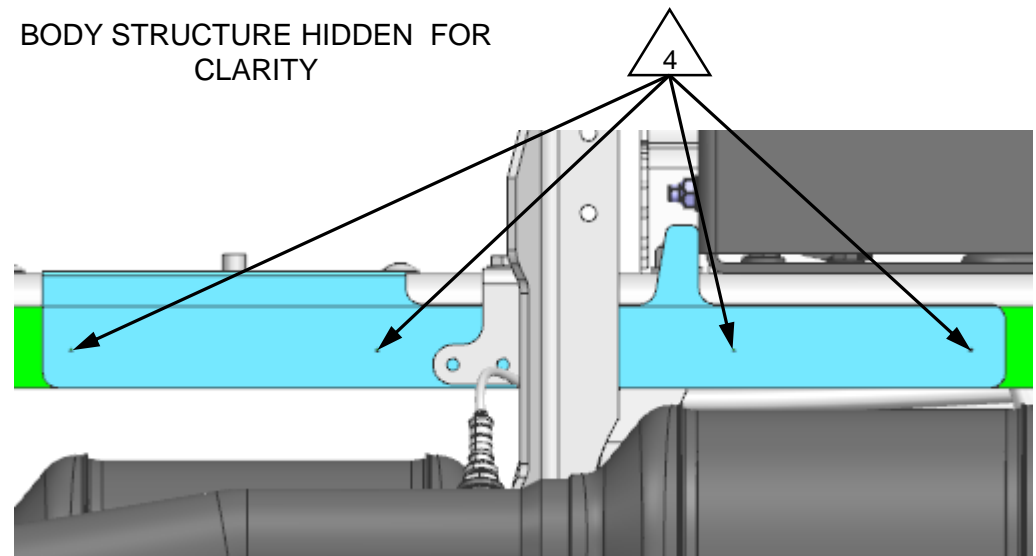
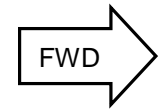
VIEW B

ROUTING TRANSLUCENT  
FOR CLARITY

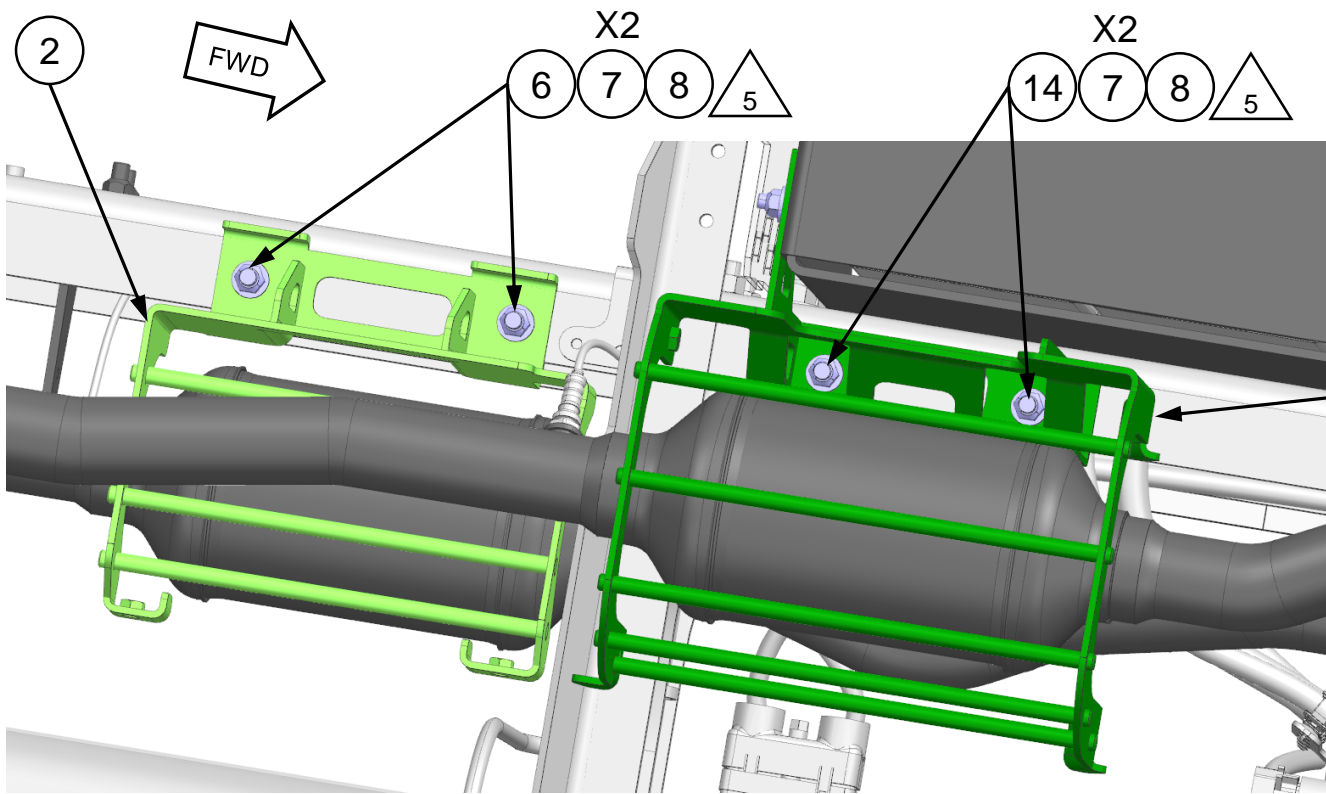
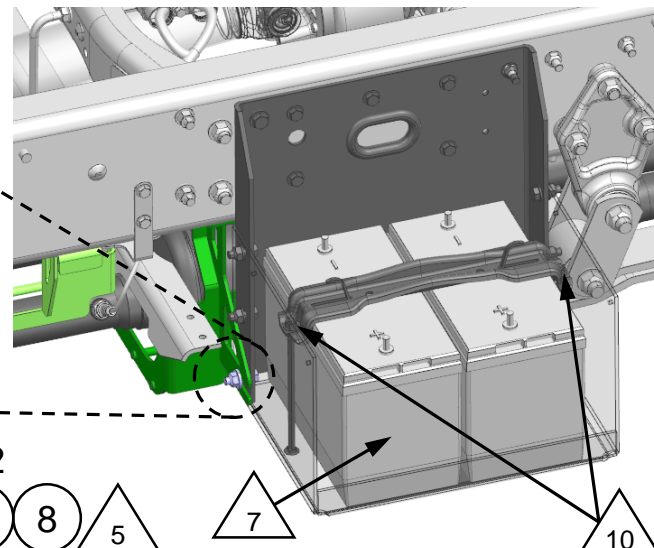
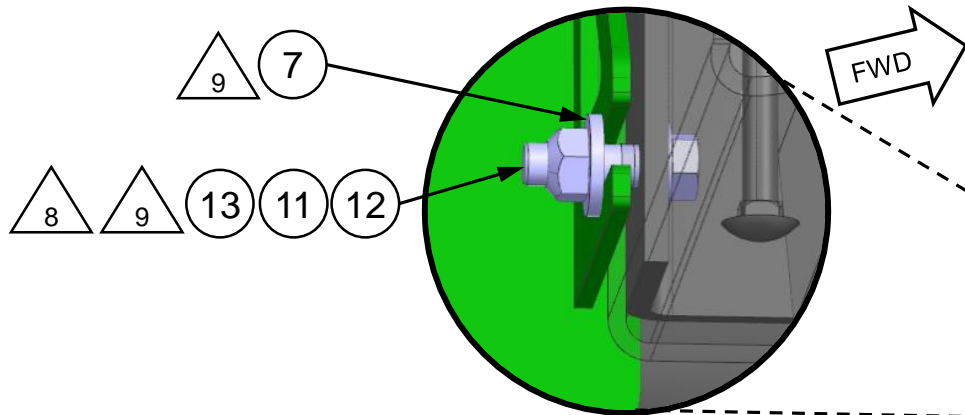


VIEW C

BODY STRUCTURE HIDDEN FOR  
CLARITY



VIEW D



VIEW F  
BATTERY TRAY  
TRANSLUCENT FOR CLARITY

VIEW E

