

ATTENTION:
 GENERAL MANAGER
 PARTS MANAGER
 CLAIMS PERSONNEL
 SERVICE MANAGER

IMPORTANT - All Service Personnel Should Read and Initial in the boxes provided, right.

© 2015 Subaru of America, Inc. All rights reserved.



QUALITY DRIVEN® SERVICE

PRODUCT CAMPAIGN BULLETIN

APPLICABILITY: 2009-2013 Subaru Forester
 2008-2011 Subaru Impreza, WRX, and STI
 2012-2014 Subaru WRX and STI
NUMBER: WQQ-52R
DATE: January 2015
REVISED: 03/24/25
NHTSA ID: 14V-830
SUBJECT: Application of Anti-Corrosion Material to the Four-Way (2-2 way) Joint Connector of the Brake Line System

This recall is being issued as a result of incomplete repair instructions provided in the Impreza and Forester repair procedure for the WQK-47 Brake Line Corrosion recall.

Due to incomplete repair instructions previously provided in the WQK-47 recall bulletin, the WQQ-52 recall will involve applying additional anti-corrosion material to the four-way (2-2 way) joint connector area of the brake line system on Forester, Impreza, WRX, and STI vehicles previously repaired under the WQK-47 (14V-311) brake line corrosion recall prior to the December 23, 2014 WQK-47 recall bulletin revision.

Subaru of America, Inc. (SOA) previously determined that a defect, which relates to motor vehicle safety, exists on certain 2009-2013 Subaru Forester vehicles, 2008-2011 Subaru Impreza, WRX, and STI vehicles, and 2012-2014 Subaru WRX and STI vehicles currently or formerly registered in at least one of the “salt-belt” states or the District of Columbia listed below.

- | | | | |
|----------------------|---------------|---------------|---------------|
| Connecticut | Maine | New Hampshire | Vermont |
| Delaware | Maryland | New Jersey | West Virginia |
| District of Columbia | Massachusetts | New York | Wisconsin |
| Illinois | Michigan | Ohio | |
| Indiana | Minnesota | Pennsylvania | |
| Iowa | Missouri | Rhode Island | |

These vehicles may have been manufactured with brake lines that could, over time, corrode in the area of the four-way (2-2 way) joint connector or in the areas where there are no resin covers installed if exposed to salt, such as salt used to treat roads in the winter time. Excessive corrosion could eventually cause perforation of a brake line(s) resulting in a brake fluid leak.

Should a brake line corrode to the point of developing a perforation, brake fluid will leak from the line(s) causing the related circuit to eventually lose effectiveness. In this situation, there would be an increase in the amount of brake pedal travel distance and foot pressure required to slow or stop the vehicle. This might cause the driver to misjudge the amount of brake pedal travel required to achieve the desired stopping distance, increasing the risk of a crash.

AFFECTED VEHICLES

Potentially affected vehicles are identified in the VIN range charts below. Not all vehicles within the VIN ranges are affected. Coverage for all affected vehicles must be confirmed by using the Vehicle Coverage Inquiry function on subarunet.com.

Continued...

The affected vehicles include certain: 2009-2013 Subaru Forester vehicles; 2008-2011 Subaru Impreza, WRX, and STI vehicles; and 2012-2014 Subaru WRX and STI vehicles repaired prior to December 23, 2014 under the WQK-47 (14V-311) brake line corrosion recall.

Please note:

Impreza, WRX, STI, and Forester vehicles affected by the WQK-47 recall which were not repaired prior to the December 23, 2014 bulletin revision must be repaired under the WQK-47 recall following the complete repair instructions in the revised WQK-47 bulletin.

MODEL	MY	CARLINE(S)	START VIN (last 8 digits)	END VIN (last 8 digits)
Forester	2009	Forester	9*700001	9*797855
	2010	Forester	A*700001	A*918317
	2011	Forester	B*700001	B*783898
	2012	Forester	C*400002	C*470750
	2013	Forester	D*400001	D*446782
Impreza	2008	4 -Door (except STI)	8*500001	8*530288
	2008	5 -Door (except STI)	8*800001	8*838495
	2008	5 -Door (STI)	8L809673	8L837138
	2009	4 -Door (except STI)	9*500399	9*522884
	2009	5 -Door (except STI)	9*800001	9*828092
	2009	5 -Door (STI)	9L800020	9L828023
	2010	4 -Door (except STI)	A*500001	A*517646
	2010	5 -Door (except STI)	A*800003	A*828797
	2010	5 -Door (STI)	AL800010	AL826680
	2011	4 -Door (except WRX and STI)	B*500001	B*523841
	2011	5 -Door (except WRX and STI)	B*800001	B*832332
	2011	4 -Door (WRX and STI)	B*500742	B*525817
	2011	5 -Door (WRX and STI)	B*801433	B*833719
	2012	4 -Door (WRX and STI)	C*002099	C*031281
	2012	5 -Door (WRX and STI)	C*200094	C*246471
	2013	4 -Door (WRX and STI)	D*002007	D*035278
	2013	5 -Door (WRX and STI)	D*200100	D*895579
	2014	4 -Door (WRX and STI)	E*002001	E*016827
	2014	5 -Door (WRX and STI)	E*200001	E*270263

*Various characters may occupy this position of the VIN.

Continued...

OWNER NOTIFICATION

A copy of the Owner Notification Letter is included at the end of this bulletin.

- Owner notification will begin on or about January 26, 2015.
- Notification letters will be sent to owners of vehicles showing a WQK-47 repair completion date prior to the December 23, 2014 bulletin revision.
- Notification letters will be mailed in April, 2015 for additional affected vehicles identified by claims submitted throughout the 90-day claim submission period.

RETAILER AFFECTED VIN LISTS

Each Subaru retailer will receive an affected VIN list from their Zone office around the time initial owner notification begins. Vehicles will be assigned to retailers in the affected VIN list as follows:

- Original vehicle owners are assigned to the original selling retailer when their current address is within a 100 mile radius of that retailer.
- If the original selling retailer is inactive, the VIN has been assigned to the nearest active retailer.
- For any new owners or when original owners live more than 100 miles from the original selling retailer, the VIN has been assigned to the nearest active retailer.

Important: Retailer affected VIN lists include owner name and address information for vehicles affected by this recall. This information will enable retailers to follow-up with owners of potentially affected vehicles. The lists contain owners' names and addresses obtained from State Motor Vehicle Registration Records. The use of such motor vehicle registration data for any other purpose is unlawful. Accordingly, retailers are required to limit the use of these lists for the purpose of completion of this safety recall.

SUBARU RETAILER PROGRAM RESPONSIBILITY

Subaru retailers are to promptly perform the applicable service procedures defined in this bulletin to correct all affected vehicles in their inventory (new, used, demo & SSLP). Additionally, whenever a vehicle subject to this recall is taken into the retailer's new or used inventory or into the retailer for service, necessary steps should be taken to ensure the recall correction has been made before selling or releasing the vehicle.

New, used, demo or SSLP (Subaru Service Loaner Program) vehicles listed in a recall/campaign that are in the retailer's stock must be:

- Immediately identified.
- Tagged or otherwise marked to prevent their delivery or use prior to inspection and/or repair.
- Repaired in accordance with the repair procedures outlined in this Product Campaign Bulletin.

Continued...

Please be advised that it is a violation of Federal law for a retailer to deliver a new motor vehicle covered by a recall under a sale or lease until the defect is remedied. Therefore, any authorized Subaru retailer failing to perform the applicable service procedures as defined in this bulletin to correct all affected vehicles in their inventory (new, used, demo & SSLP) prior to the vehicle being placed in service may be subject to civil penalties of up to \$7,000 per violation (i.e., for each vehicle), as provided in 49 CFR §578.6 and will also be in breach of the Subaru Dealer Agreement.

SPECIAL TOOLS INFORMATION

All Subaru retailers previously received one spray gun and one nozzle at no charge to perform the WQK-47 recall repairs. The same spray gun equipment will be used for the WQQ-52 repairs. Additional spray guns and nozzles will be available on a limited basis therefore they will be on hold in the SOA Parts system. Please contact the Parts Information Coordinators at (1-866-SUBARU2) 1-866-782-2782 for additional information.

PART NUMBER	DESCRIPTION
SOA635134	WQK-47 Spray Gun (does not include nozzle)
SOA635135	WQK-47 Nozzle

PARTS INFORMATION

Nox-Rust® R576-108 Rust-proofing Material:

The Nox-Rust® R576-108 rust-proofing material is available through the “Genuine Subaru Automotive Chemical” program. The part number listed below provides enough material to perform five applications.

Controls for use of Nox-Rust® R576-108: The Material Safety Data Sheet (MSDS) which provides storage and handling procedures for this product is included at the end of this bulletin.

For parts ordering purposes, retailers should use the part number listed below.

ORDERING PART NUMBER	APPLICABILITY	DESCRIPTION
SOA868V9355	All models	Nox-Rust® R576-108

For claim reimbursement purposes, retailers should use the part number listed below which represents rust proofing materials sufficient for one vehicle application.

CLAIM PART NUMBER	APPLICABILITY	DESCRIPTION	CLAIM QUANTITY
SOA635908	All models	Nox-Rust® R576-108	1

Continued...

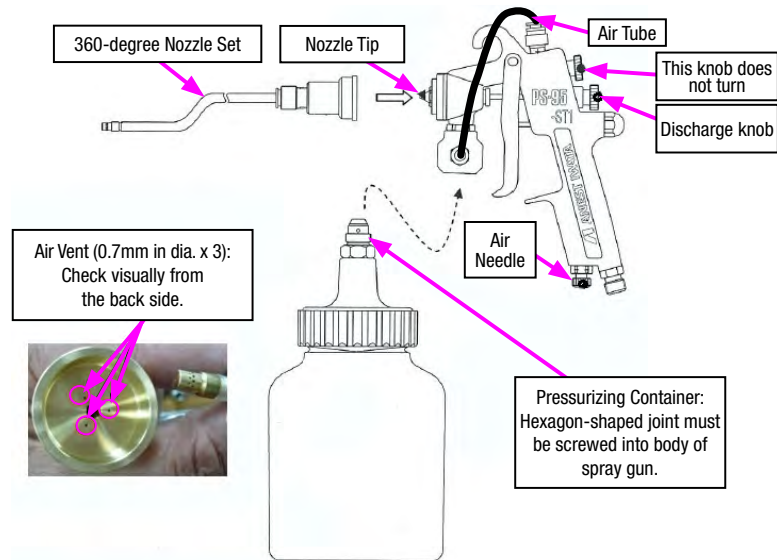
SERVICE PROCEDURE

This Campaign involves a cleaning, inspecting and testing of the brake pipes where they connect to the four-way (2-2way) joint connector. Corrosion may develop in areas of these brake pipes not protected by a resin cover and eventually perforate them causing brake fluid seepage. If seepage is verified during the inspection procedures, the affected brake pipes must be replaced. If no seepage is verified, application of a protective rustproofing wax material to these specific sections of the brake pipes will be required to complete this Campaign. The inspection and rustproofing procedures are all performed through the inspection cover opening on the right-hand (passenger side) of the plastic fuel tank cover. The following illustrations provide an overview of the affected areas.

Assembling of Spray Gun:

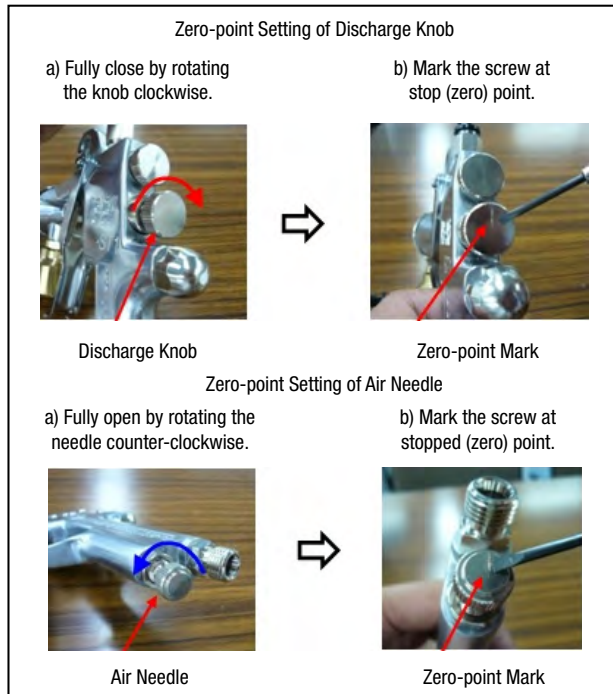
IMPORTANT: Be careful not to damage or deform the nozzle tip.

Installation of an in-line air pressure regulator is highly recommended to ensure air pressures do not exceed the maximum use pressure as stated by the spray gun manufacturer (**71 PSI MAXIMUM**)



Adjusting of Spray Gun:

A: Zero-point Setting of Discharge Knob and Air Needle

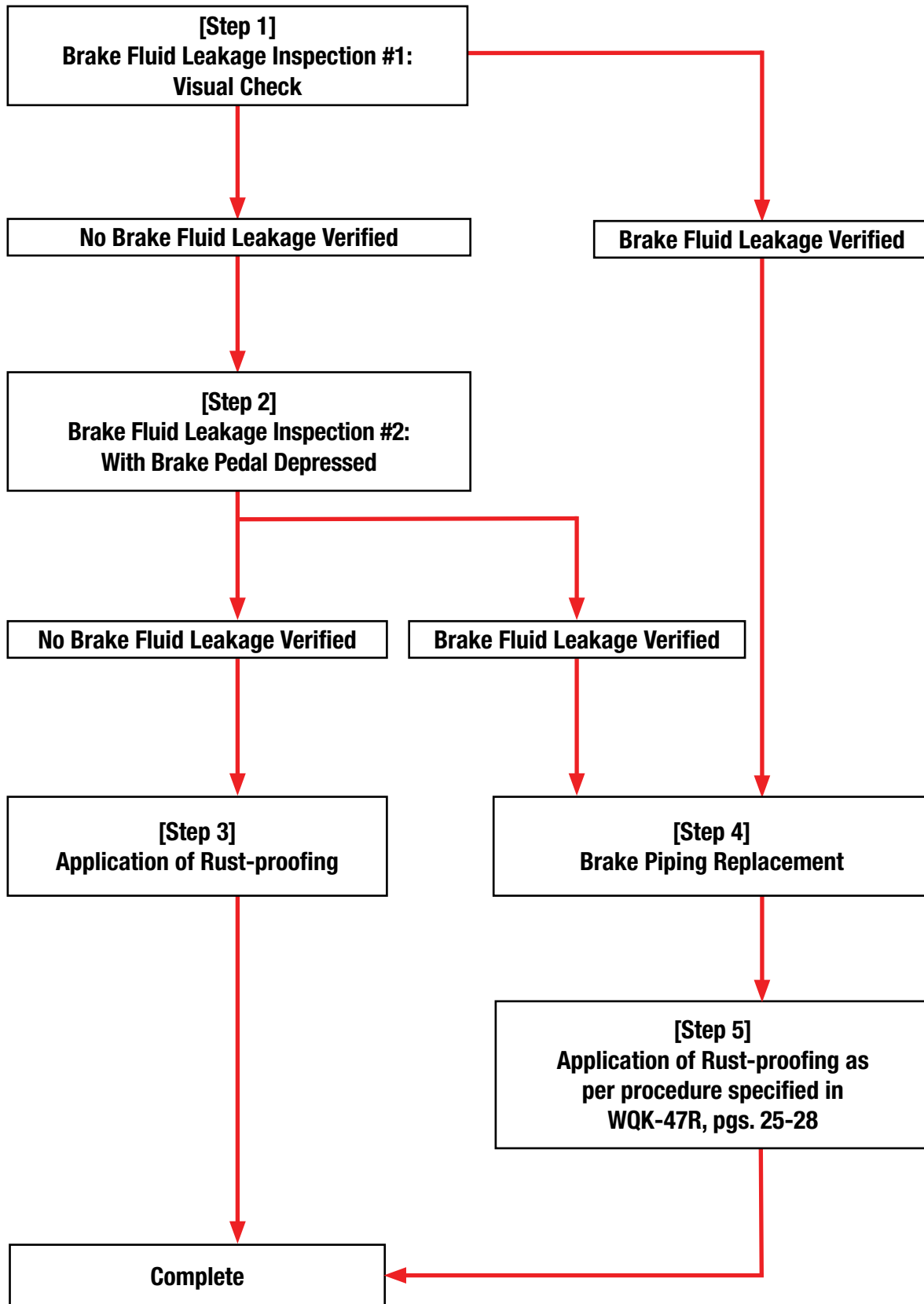


B: Adjustment of Wax Amount and Air Volume

Discharge Knob	Opening state from full-close: Summer: 3/4 turn Winter: 4 turns	
Air Needle	Closing state from full-open: All seasons: 1 full turn	
Compressor Air Pressure	Summer: 51 PSI Winter: 71 PSI Never Exceed 71 PSI	
Remarks	The adjustments above are required as wax temperatures will change between summer and winter. Additional pressure adjustments may be needed to achieve the required results.	

Continued...

WQQ-52 SERVICE PROCEDURE FLOW CHART



Continued...

[Step 1] BRAKE FLUID LEAKAGE INSPECTON 1: VISUAL CHECK

(1) Preparation:


(1-1) Raise the vehicle on a lift.

(1-2) Open inspection hole door on fuel tank cover (Photo 1). located on the right-hand side of the vehicle.



(2) Locate affected Brake Pipes

(2-1) Confirm the location of Brake Pipe Portion E at 2-2 Way Connector (Photo 2).



IMPORTANT: Even if the 2-2 Way Connector appears to have been previously rust-proofed, the balance of this recall procedure must still be completed in its entirety.


NOTE: Removal of the plastic fuel tank protector is not required to perform this recall procedure. The protector was removed to provide a better photographic representation of the areas involved.

(3) Mud and Dust Removal:

IMPORTANT: If the brake pipe area is wet due to rain or snow, blow dry with compressed air prior to starting the process.

(3-1) Use a tooth brush (plastic bristle) and compressed air to carefully remove dust and dirt (Photo 3).


IMPORTANT: NEVER use a metal / wire brush!



Continued...

(4) Visual Check:

- (4-1) Check for fluid leakage from Brake Pipe Portion E from the areas indicated (Photo 4).



(5) Determination of Required Repairs:

- (5-1) If no brake fluid leakage is verified: Proceed to [Step 2] **BRAKE FLUID LEAKAGE INSPECTION #2 WITH BRAKE PEDAL DEPRESSED.**
- (5-2) If brake fluid leakage is verified: Proceed to [Step 4] **BRAKE PIPING REPLACEMENT.**

IMPORTANT: The decision to replace brake piping should strictly be made **ONLY** when brake fluid leakage is verified. Replacement of brake piping due to other reasons including surface rust are not a matter for warranty. Questions related to any out of warranty concerns should be directed to your DPSM.

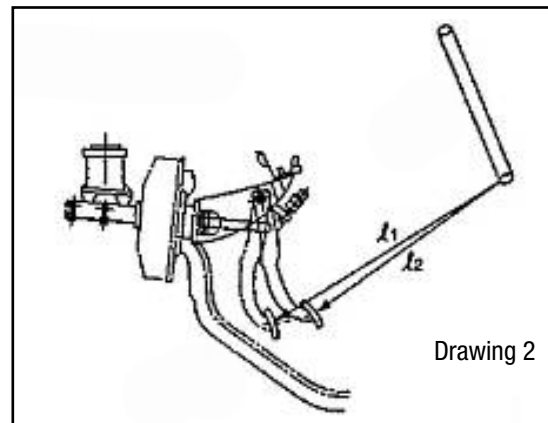
[Step 2] BRAKE FLUID LEAKAGE INSPECTION #2 WITH BRAKE PEDAL DEPRESSED

(1) Preparation:

- (1-1) Lower the vehicle.

(2) Depressing Brake Pedal Procedure:


- (2-1) Start the engine and allow it to idle.
- (2-2) Measure dimension “L2” (foot off pedal) as shown in Drawing 2.
- (2-3) Depress the brake pedal until the dimension from steering wheel to brake pedal “L1” becomes 110mm greater than dimension “L2”.
- (2-4) Hold the brake pedal in that position for about 3 seconds.
- (2-5) Shut off the engine.
- (2-6) Raise the vehicle.



Continued...

(3) Visual Check:

- (3-1) Check for fluid leakage from Brake Pipe
Portion E from the areas indicated (Photo 5).



(4) Determination of Required Repairs:

- (4-1) If no brake fluid leakage is verified, Proceed to [Step 3] **APPLICATION of RUST-PROOFING.**
- (4-2) If brake fluid leakage is verified: Proceed to [Step 4] **BRAKE PIPING REPLACEMENT.**

IMPORTANT: The decision to replace brake piping should be made **ONLY** when brake fluid leakage is verified. Replacement of brake piping due to other reasons including surface rust is not a matter for warranty. Questions related to any out of warranty concerns should be directed to your DPSM.

Continued...

[Step 3] APPLICATION OF RUST-PROOFING

IMPORTANT:

- Always wear safety goggles and a particle mask.
- Keep away from open flame.

(1) Preparation:

REMINDER: Never exceed 71 PSI air pressure to the spray gun.

- (1-1) Assemble the spray gun and nozzle according to the spray gun assembly and adjusting instructions outlined above.
- (1-2) Set zero-point of discharge knob and air needle of spray gun.
- (1-3) Fill the tank with anti-rust wax.
- (1-4) Adjust wax amount and air volume by setting the discharge knob, air needle, and compressor air pressure of spray gun.
- (1-5) Test-spray wax to confirm gun operates as intended.




IMPORTANT: Application of wax should always be at room temperature as wax will not be spread effectively in cold temperatures.

(2) Application of Anti-Rust Wax:

Spray the anti-rust wax material onto each area as described using the suggested spraying time and amount listed: Spraying time: 3 seconds or more on each area.


(2-1) Spraying Brake Pipe Portion E:

- (2-1-1) Open the inspection hole door in the fuel tank cover and insert the nozzle. (Photo 6)




Continued...


(2-1-2) Insert the nozzle over the left-lower pipe of the 2-2 Way Connector. Remove the nozzle while spraying for 3 seconds or more. (Photo 7)




(2-1-3) Insert the nozzle over the left-upper pipe of the 2-2 Way Connector. Remove the nozzle while spraying for 3 seconds or more. (Photo 8)



(2-1-4) Insert the nozzle over the right-upper pipe of the 2-2 Way Connector. Remove the nozzle while spraying for 3 seconds or more. (Photo 9)



(2-1-5) Insert the nozzle over the right-lower pipe of the 2-2 Way Connector. Remove the nozzle while spraying for 3 seconds or more. (Photo 10)



IMPORTANT:

- Spray until the sprayed wax material drips. (Photo 11)
- To insure the proper amount of wax is applied, follow the steps listed above closely.



Continued...

(3) Close inspection hole door and lower the vehicle.

[Step 4] BRAKE PIPING REPLACEMENT (ONLY after confirming fluid leakage)

Replace applicable PIPE ASSY CTR BK, and / or PIPE ASSY R with new parts using the applicable part numbers listed in the Parts catalog and following the procedure outlined in the applicable Service Manual. The 2-2 Way Connector can be reused.

IMPORTANT: After installation of any replacement brake piping is complete, the anti-rust wax material **must** be applied to any new components to complete the repair. Follow the procedures listed in Campaign WQK-47R, pgs. 25-28 for application of anti-rust wax material to any new brake piping.

Continued...

RECALL IDENTIFICATION LABEL

Type or print the necessary information on a Service Program identification label. The completed label should be attached to the vehicle's upper radiator support.

Additional labels are available through normal parts ordering channels. The part number is MSA6P1302. Ordering qty 1 = 1 sheet of 20 labels.

PART NUMBER	APPLICABILITY	DESCRIPTION	ORDER QUANTITY
MSA6P1302	All models	Campaign Completion Labels (contains one sheet of 20 labels)	1

SUBARU
Campaign Code
WQQ-52
COMPLETED
DIST./DEALER NO.
SERIAL NO.
DO NOT REMOVE

CLAIM REIMBURSEMENT AND ENTRY PROCEDURES

Credit to perform this recall will be based on the submission of properly completed repair order information. Retailers may submit claims through Subarunet.com.

Listed below is claim entry information:

CLAIM TYPE	CAMPAIGN CODE	APPLICABILITY	LABOR	DESCRIPTION	LABOR TIME
RC	WQQ-52	Impreza, WRX, STI, and Forester	B153-540	Apply anti-corrosion material to the four-way joint connector	0.2
			C153-544	Brake Pipe Replacement	5.8

PART NUMBER	APPLICABILITY	DESCRIPTION	QUANTITY
SOA868V9355	All models	Nox-Rust® R576-108	1

If brake piping replacement is necessary, please refer to the parts catalog for the applicable part numbers.

Continued...

OWNER NOTIFICATION LETTER (FORESTER, IMPREZA, WRX AND STI)

IMPORTANT SAFETY RECALL

This notice applies to the VIN identified in the address section printed below.



SUBARU.

Subaru of America, Inc
Subaru Plaza
PO Box 6000
Cherry Hill, NJ 08034-6000
800-782-2783
www.subaru.com

Subaru Recall Campaign WQQ-52
NHTSA Recall No. 14V-830
January 2015

Dear Subaru Owner:

This notice is sent to you in accordance with the National Traffic and Motor Vehicle Safety Act.

SUBARU OF AMERICA, INC. has decided that a defect, which relates to motor vehicle safety, exists in some 2009-2013 Subaru Forester models, some 2008-2011 model year Subaru Impreza, WRX, and STI vehicles, and in some 2012-2014 model year Subaru Impreza WRX and STI vehicles currently or formerly registered in at least one of the following states and the District of Columbia.

Connecticut	Maine	New Hampshire	Vermont
Delaware	Maryland	New Jersey	West Virginia
District of Columbia	Massachusetts	New York	Wisconsin
Illinois	Michigan	Ohio	
Indiana	Minnesota	Pennsylvania	
Iowa	Missouri	Rhode Island	

IMPORTANT

In July, 2014 you were notified of a recall related to your vehicle's brake lines (NHTSA Recall Number 14V-311).

Our records indicate that you already had that recall repair performed. However, due to incomplete repair instructions provided to our retailers (dealers), your vehicle may not have been treated with the proper amount of anti-corrosion material.

Additional anti-corrosion material needs to be applied to ensure your vehicle is treated as intended.

We sincerely apologize for any inconvenience this matter may cause and urge you to schedule an appointment as soon as possible to have this repair performed.

DESCRIPTION OF THE SAFETY DEFECT

Subaru has determined that your vehicle may have been manufactured with brake lines that could, over time, corrode if exposed to salt, such as salt used to treat roads in the winter time.

Depending on driving conditions, salt water could splash on the brake lines through a gap in the fuel tank protector, resulting in excessive corrosion of the lines. Excessive corrosion could eventually cause perforation of a brake line(s) resulting in a brake fluid leak.

Continued...

DESCRIPTION OF THE SAFETY HAZARD

Your vehicle has a dual circuit braking system. Each circuit works independently and diagonally across the vehicle. If one circuit of the brake system fails, the other half of the system still works. Should a brake line corrode to the point of developing a perforation, brake fluid will leak from the line(s) causing the related circuit to eventually lose effectiveness. In this situation, there would be an increase in the amount of brake pedal travel distance and foot pressure required to slow or stop the vehicle. This might cause the driver to misjudge the amount of brake pedal travel required to achieve the desired stopping distance, increasing the risk of a crash.

REPAIR

Subaru will inspect and test the current condition of the four-way connector area of your vehicle's brake lines. If it is found to be acceptable, anti-corrosion material will be applied to that area as a preventative measure. If it is found to be unacceptable, the brake lines will be replaced and anti-corrosion material will be applied to the new lines. These repairs will be performed at no cost to you.

WHAT YOU SHOULD DO

You should contact your Subaru retailer (dealer) immediately for an appointment to have this repair performed.

There are several important precautions you should take until this repair has been performed:

- If you experience the condition described above while braking, continue to apply steady pressure on the brake pedal until the vehicle comes to a stop. Immediately contact your Subaru retailer for assistance.
- If you notice fluid leaking from the vehicle, do not operate the vehicle. Immediately contact your Subaru retailer for assistance.
- If the brake system warning light remains illuminated on the instrument panel with the parking brake fully released, do not operate the vehicle. Immediately contact your Subaru retailer for assistance.
- Always maintain a safe distance from other vehicles while driving. The normally recommended minimum distance is one car length of space for every 10 mph of speed.
- As a precautionary measure, it is highly recommended that you use extra care while operating the vehicle in confined areas such as parking lots and while parking your vehicle in a garage, car port or other structure.

HOW LONG WILL THE REPAIR TAKE?

The time to inspect the brake lines and apply anti-corrosion material is approximately 12 minutes. If it is determined that the brake lines require replacement, the total estimated repair time is 6 hours. However, it may be necessary to leave your vehicle for a longer period of time on the day of your scheduled appointment to allow your Subaru retailer flexibility in scheduling. Please present this letter to your Subaru retailer at the time this repair procedure is performed.

IF YOU HAVE PREVIOUSLY PAID FOR A REPAIR

If you have already paid for repairs associated with this condition, you may be eligible for reimbursement. Reimbursement consideration will be based on the amount an authorized Subaru retailer in your area would charge for the same repair.

Please send the original service repair order, which has the name of the repair facility, date of repair, mileage at the time of repair, complete 17-digit vehicle identification number (VIN), and your name, with correct mailing address and telephone number to the address listed below.

**Subaru of America, Inc.
Customer-Retailer Services Department, Attention: WQQ-52 Recall
P.O. Box 6000, Cherry Hill, NJ 08034-6000**

Please send original receipts only and retain a photocopy for your records. Please be assured that we will attempt to process your reimbursement request as quickly as possible, but it may take up to 60 days for this process to be completed.

Continued...

CHANGED YOUR ADDRESS OR SOLD YOUR SUBARU?

If you have moved or sold your vehicle, please complete the enclosed prepaid postcard and mail it to us.

IF YOU NEED FURTHER ASSISTANCE:

To locate the nearest Subaru retailer you can access our website at www.subaru.com and select "Find a Retailer."

For additional information and the most Frequently Asked Questions, please go to:

- <http://www.wqq52.service-campaign.com>

If you need additional assistance, please contact us directly:

- By e-mail: Go to www.subaru.com and select "Contact Us"
- By telephone: 1-800-SUBARU3 (1-800-782-2783)
Monday through Thursday between 7:30 a.m. and 8:00 p.m. ET
Friday between 10:30 a.m. and 5:00 p.m. ET
Saturday between 9:00 a.m. and 3:30 p.m. ET
- By U.S. Postal mail: Write us at
Subaru of America, Inc.,
Attn: Customer-Retailer Services Department,
P.O. Box 6000, Cherry Hill, NJ 08034-6000

Please contact us immediately if the Subaru retailer fails or is unable to make the necessary repairs free of charge.

You may also contact the Administrator, National Highway Traffic Safety Administration, 1200 New Jersey Ave. SE, West Building, Washington, DC 20590 or call the toll free Auto Safety Hotline at 1-888-327-4236 (TTY: 1-800-424-9153) or go to <http://www.safercar.gov> if you believe the Subaru retailer has failed or is unable to remedy your vehicle without charge within a reasonable amount of time.

Your continued satisfaction with your Subaru is important to us. Please understand that we have taken this action in the interest of your safety and your vehicle's proper operation. We sincerely apologize for any inconvenience this matter may cause and urge you to schedule an appointment as soon as possible to have this repair performed.

Sincerely,
Subaru of America, Inc.

Notice to Lessors: Under Federal law the lessor of a vehicle who receives this letter must provide a copy of it to the vehicle lessee(s) within 10 business days from receipt. The lessor must also keep a record of the lessee(s) to whom this letter is sent, the date sent, and the applicable vehicle identification number (VIN). (For the purposes of this section, a lessor means a person or entity that in the last twelve months prior to the date of this notification has been the owner, as referenced on the vehicle's title, of any five or more leased vehicles. A leased vehicle is a vehicle leased to another person for a term of at least four months.)

A subsidiary of Fuji Heavy Industries Ltd.

SAFETY DATA SHEET (PAGE 1 of 13)

DAUBERT
CHEMICAL COMPANY, INC.

Stock Number: 4790012
Revision Date: 09-20-2024
Replaces: 08-14-2024

NOX-RUST® R576-108

1. Identification

Product identifier used on the label: NOX-RUST® R576-108
Stock Number: 4790012

Other means of identification:

Synonyms: None
Chemical family: Mixture

Recommended use of the chemical and restrictions on use:

Recommended use: Corrosion Preventive Compound
Restrictions on use: Uses other than those described above

Name, address, and telephone number of the chemical manufacturer, importer, or other responsible party: Daubert Chemical Company
4700 S. Central Avenue
Chicago, IL 60638

Telephone number: 1-708-496-7350

E-mail address: SDS@Daubert.com

Emergency phone number: Chemtrec: 1-800-424-9300 (International)

2. Hazard(s) identification

Classification of the chemical in accordance with paragraph (d) of §1910.1200:

GHS Hazard Symbols:



GHS Classification: Skin Corrosion/Irritation Category 2; Flammable Liquid Category 3; Specific Target Organ Systemic Toxicity(STOT) - Single Exposure Category 3

Continued...

SAFETY DATA SHEET (PAGE 2 of 13)

Product identifier used on the label: NOX-RUST® R576-108

Stock Number: 4790012

Revision Date: 09-20-2024

Replaces: 08-14-2024

Signal Word: Warning

Hazard Statements: Flammable liquid and vapor
Causes skin irritation
May cause drowsiness or dizziness

Unclassified Hazards (HNOC): None Identified

Precautionary Statements:

Prevention: Keep away from heat/sparks/open flames/hot surfaces.
– No smoking.
Ground/bond container and receiving equipment.
Use explosion-proof electrical/ventilating/lighting equipment.
Use only non-sparking tools.
Take precautionary measures against static discharge. Avoid breathing dust/fume/gas/mist/ vapors/spray. Wash thoroughly after handling.
Use only outdoors or in a well-ventilated area.
Wear protective gloves/protective clothing/eye protection/face protection.

Response: If on skin: Wash with plenty of water.
If on skin (or hair): Take off immediately all contaminated clothing. Rinse skin with water/shower.
If inhaled: Remove person to fresh air and keep comfortable for breathing.
Call a poison center/doctor if you feel unwell. Specific treatment: see Section 4 on this SDS.
If skin irritation occurs: Get medical advice/attention. Take off contaminated clothing and wash it before reuse. In case of fire: Use appropriate media to extinguish.

Storage: Store in a well-ventilated place. Keep container tightly closed
Store in a well-ventilated place. Keep cool.
Store locked up.

Continued...

SAFETY DATA SHEET (PAGE 3 of 13)

Product identifier used on the label: NOX-RUST® R576-108

Stock Number: 4790012

Revision Date: 09-20-2024

Replaces: 08-14-2024

Disposal: Dispose of contents/container to a suitable disposal site in accordance with local/national/international regulations.

Hazards not otherwise classified: No data available

3. Composition/information on ingredients

Chemical Name	Common name and synonyms	CAS #	%
Distillates (petroleum), hydrotreated light	None	64742-47-8	45 - 70

Specific chemical identity and/or exact percentage (concentration) of composition has been withheld as a trade secret.

4. First-aid measures

Description of necessary measures, subdivided according to the different routes of exposure, i.e., inhalation, skin and eye contact, and ingestion:

Inhalation: If symptoms are experienced remove source of contamination or move victim to fresh air and obtain medical advice.

Eye Contact: Flush eyes with plenty of water for at least 20 minutes retracting eyelids often. Tilt the head to prevent chemical from transferring to the uncontaminated eye. Get immediate medical attention.

Skin Contact: Wash with soap and water. Get medical attention if irritation develops or persists.

Ingestion: Do not induce vomiting and seek medical attention immediately. Provide medical care provider with this SDS. If vomiting occurs, lean victim forward to reduce risk of aspiration into lungs.

Most important symptoms/effects, acute and delayed: Causes skin irritation. May cause drowsiness or dizziness

Indication of immediate medical attention and special treatment Consult a physician. Treat symptomatically

Continued...

SAFETY DATA SHEET (PAGE 4 of 13)

Product identifier used on the label: NOX-RUST® R576-108

Stock Number: 4790012

Revision Date: 09-20-2024

Replaces: 08-14-2024

5. Fire-fighting measures

Suitable (and unsuitable) extinguishing media:

Suitable extinguishing media: Use alcohol resistant foam, carbon dioxide, dry chemical, or water spray when fighting fires. Water or foam may cause frothing if liquid is burning but it still may be a useful extinguishing agent if carefully applied to the fire.

Unsuitable extinguishing media: Do not use water jet as an extinguisher, as this will spread the fire.

Specific hazards arising from the chemical:

Vapors may be ignited by sparks, flames or other sources of ignition if material is above the flash point giving rise to a fire (Class B). Vapors are heavier than air and may travel to a source of ignition and flash back.

Empty containers that retain product residue (liquid, solid/sludge, or vapor) can be dangerous. Do not pressurize, cut, weld, braze, solder, drill, grind, or expose container to heat, flame, sparks, static electricity, or other sources of ignition. Any of these actions can potentially cause an explosion that may lead to injury or death.

Hazardous combustion products: Oxides of carbon, Incomplete combustion products, Fume, Smoke, Sulfuroxides, Wax and Oil fumes

Special protective equipment and precautions for fire-fighters:

Do not enter fire area without proper protection including self-contained breathing apparatus and full protective equipment. Fight fire from a safe distance and a protected location due to the potential of hazardous vapors and decomposition products. Use appropriate methods for the surrounding fire.

6. Accidental release measures

Personal precautions, protective equipment and emergency procedures:

No health effects expected from the clean-up of this material if contact can be avoided. Follow personal protective equipment recommendations found in Section VIII of this SDS.

Continued...

SAFETY DATA SHEET (PAGE 5 of 13)

Product identifier used on the label: NOX-RUST® R576-108

Stock Number: 4790012

Revision Date: 09-20-2024

Replaces: 08-14-2024

Methods and materials for

containment and cleaning up:

Absorb or cover with dry earth, sand or other non-combustible material and transfer to appropriate waste containers. Use clean, non-sparking tools to collect absorbed material. Collect and discard in accordance with local, state and national regulations

7. Handling and storage

Precautions for safe handling:

Mildly irritating material. Avoid unnecessary exposure. "Empty" containers retain product residue (liquid and/or vapor) and can be dangerous. Do not get in eyes, on skin and clothing. Wash thoroughly after handling. As with all chemicals, good industrial hygiene practices should be followed when handling this material. Prevent small spills and leakage to avoid slip hazard.

Conditions for safe storage, including any incompatibilities:

Safe storage conditions:

Store in a cool dry place. Isolate from incompatible materials. Keep away from heat, sparks, and flame. Keep container closed when not in use.

Materials to Avoid/Chemical

Incompatibility:

Strong oxidizing

8. Exposure controls/personal protection

OSHA permissible exposure limit (PEL), American Conference of Governmental Industrial Hygienists (ACGIH) Threshold Limit Value (TLV), and any other exposure limit used or recommended by the chemical manufacturer, importer, or employer preparing the safety data sheet, where available:

Chemical component	OSHA PEL	ACGIH TLV	ACGIH STEL	IDLH
Distillates (petroleum), hydrotreated light		200 mg/m ³		No data available

Appropriate engineering controls:

Local exhaust ventilation or other engineering controls are normally required when handling or using this product to avoid overexposure.

Engineering controls must be designed to meet the OSHA chemical specific standard in 29 CFR 1910.

Continued...

SAFETY DATA SHEET (PAGE 6 of 13)

Product identifier used on the label: NOX-RUST® R576-108

Stock Number: 4790012

Revision Date: 09-20-2024

Replaces: 08-14-2019

Individual protection measures, such as personal protective equipment:

Respiratory Protection:	Proper ventilation (at a minimum) will be required when handling this product. Use respirators (NIOSH approved) only if ventilation cannot be used to eliminate symptoms or reduce the exposure to below acceptable levels.
Respirator Type(s):	NIOSH approved air purifying respirator with organic vapor cartridge.
Eye protection:	Wear chemically resistant safety glasses with side shields when handling this product. Do not wear contact lenses. When handling material that is heated, wear chemically resistant safetyglasses with side shields and a face shield.
Skin protection:	Wear protective gloves. Inspect gloves for chemical break-through and replace at regular intervals. Clean protective equipment regularly. Wash hands and other exposed areas with mild soap and water before eating, drinking, and when leaving work.
Gloves:	When handling material that is heated, wear thermally protective heat insulating chemically resistance gloves. If contact with forearms is likely, wear gauntlet style gloves., Chemically resistant gloves
Other protective equipment:	Wear chemically resistant safety glasses with side shields when handling this product. Do not wear contact lenses. Wear protective gloves. Inspect gloves for chemical break-through and replace at regular intervals. Clean protective equipment regularly. Wash hands and other exposed areas with mild soap and water before eating, drinking, and when leaving work. When handling material that is heated, wear chemically resistant safetyglasses with side shields and a face shield.
General hygiene conditions:	Use with adequate ventilation Do not use pressure to empty container. Remove contaminated clothing and wash before before reuse. Avoid contact with material, avoid breathing dusts or fumes, use only in a well-ventilated area. Use spark-proof tools and explosion-proof equipment. “Empty” containers retain product residue (liquid and/or vapor) and can be dangerous. Do not get in eyes,on skin and clothing. Wash thoroughly after handling. As with all chemicals, good industrial hygiene practices should be followed when handling this material.

Continued...

SAFETY DATA SHEET (PAGE 7 of 13)

Product identifier used on the label: NOX-RUST® R576-108

Stock Number: 4790012

Revision Date: 09-20-2024

Replaces: 08-14-2024

9. Physical and chemical properties

Appearance (physical state, color etc.):

Physical state:	Viscous Liquid
Color:	Amber
Odor:	Petroleum Type
Odor Threshold:	No data available
pH:	No data available

Melting point/freezing point (°C):

Melting Point (°C):	No data available
Freezing point (°C):	No data available

Initial boiling point and boiling range (°C): No data available

Flash Point: ≥ 105 °F (41 °C)

Evaporation Rate: <1 (n-Butyl Acetate=1)

Flammability (solid, gas): No data available

Upper/lower flammability or explosive limits:

Upper flammability or explosive limits:	No data available
Lower flammability or explosive limits:	No data available

Vapor pressure: > 2 mmHg @ 20°C

Vapor density: No data available

Relative density: 0.899

Solubility(ies): Negligible; 0-1%

Partition coefficient: n-octanol/water: No data available

Auto-ignition temperature (°C): No data available

Decomposition Temperature (°C): No data available

Viscosity: Typical 1500 cP

Continued...

SAFETY DATA SHEET (PAGE 8 of 13)

Product identifier used on the label: NOX-RUST® R576-108

Stock Number: 4790012

Revision Date: 09-20-2024

Replaces: 08-14-2024

Volatiles, % by weight:	52
VOC, Material, lb/gal	3.87
VOC, Material, grams/liter	463.7
VOC minus exempt solvents & water, g/L	466

10. Stability and reactivity

Reactivity:	Not expected to be reactive
Chemical stability:	Stable under normal conditions.
Possibility of hazardous reactions:	Under normal conditions of storage and use, hazardous reactions will not occur.
Conditions to avoid (e.g., static discharge, shock, or vibration):	Temperatures above flash point in combination with sparks, open flames, or other sources of ignition. Elevated temperatures. Contamination.
Incompatible materials:	Strong oxidizing agents
Hazardous decomposition products:	Under normal conditions of use & storage, decomposition and hazardous decomposition products are unlikely.

11. Toxicological information

Description of the various toxicological (health) effects and the available data used to identify those effects:

Information on the likely routes of exposure (inhalation, ingestion, skin and eye contact): Eye contact, Skin contact, Inhalation

Symptoms related to the physical, chemical and toxicological characteristics: May cause respiratory irritation

Continued...

SAFETY DATA SHEET (PAGE 9 of 13)

Product identifier used on the label: NOX-RUST® R576-108

Stock Number: 4790012

Revision Date: 09-20-2024

Replaces: 08-14-2024

Delayed and immediate effects and also chronic effects from short- and long-term exposure:

Ingestion Toxicity: Harmful if swallowed. Estimated to be > 5.0 g/kg; practically non-toxic.

Skin Contact: Can cause minor skin irritation, defatting, and dermatitis.

Inhalation Toxicity: May cause respiratory irritation

Eye Contact: Can cause moderate irritation, tearing and reddening but not likely to permanently injure eye tissue.

Sensitization: None known

Mutagenicity: No data

Reproductive and Developmental Toxicity: No data available

Carcinogenicity: There are no carcinogenic ingredients present at or over 0.1%.

STOT-single exposure: Classification has been based on toxicological information of the components in Section 3.

STOT-repeated exposure: Based on available data, the classification criteria are not met.

Aspiration hazard: Based on available data, the classification criteria are not met.

Numerical measures of toxicity (such as acute toxicity estimates):

Chemical Name	LD50 Oral	LD50 Dermal	LC50 Inhalation
Distillates (petroleum), hydrotreated light			Inhalation LC50 (4h) Rat > 20 mg/L

Continued...

SAFETY DATA SHEET (PAGE 10 of 13)

Product identifier used on the label: NOX-RUST® R576-108

Stock Number: 4790012

Revision Date: 09-20-2024

Replaces: 08-14-2024

Is the hazardous chemical listed in the National Toxicology Program (NTP) Report on Carcinogens (latest edition) or has it been found to be a potential carcinogen in the International Agency for Research on Cancer (IARC) Monographs (latest edition), or by OSHA?:

Chemical Name	OSHA Carcinogen	IARC Carcinogen	NTP Carcinogen
No component of this product present at levels greater than or equal to 0.1% is identified as a known or anticipated carcinogen.			

12. Ecological information

Ecological Toxicity Data:

Chemical Name	CAS #	Aquatic ERC50 Crustacea	Aquatic ERC50 Algae	Aquatic LC50 Fish
No data available				

Persistence and degradability: No data

Bioaccumulative potential: No data available

Mobility in soil: No data available

**Other adverse effects
(such as hazardous to the ozone layer):** No data available

13. Disposal considerations

Description of waste residues and information on their safe handling and methods of disposal, including the disposal of any contaminated packaging: Spent or discarded material may be a hazardous waste. Dispose of by incineration following Federal, State, Local, or Provincial regulations.

Waste codes / waste designations: D001

Continued...

SAFETY DATA SHEET (PAGE 11 of 13)**Product identifier used on the label: NOX-RUST® R576-108****Stock Number: 4790012****Revision Date: 09-20-2024****Replaces: 08-14-2024****14. Transport information**

Domestic Ground in containers <= 119 GL	Corrosion preventive/Non-Regulated
Domestic Ground in containers > 119 GL	UN1268, PETROLEUM DISTILLATES, N.O.S., (Naphtha Solvent), Combustible liquid, PG III
Shipping name for Export, Air (IATA)	UN1268, PETROLEUM DISTILLATES, N.O.S., (Naphtha Solvent),3, PG III
Shipping name for Export, Sea (IMDG)	UN1268, PETROLEUM DISTILLATES, N.O.S., (Naphtha Solvent),3, PG III
Marine Pollutant?	No

15. Regulatory information**International Inventory**

Country(s) or region		On inventory (yes/no)*
Australia	Australian Inventory of Chemical Substances (AICS)	Yes
Canada	Domestic Substances List (DSL)	Yes
Canada	Non- Domestic Substances List (NDSL)	No
China	Inventory of Existing Chemical Substances in China (IECSC)	Yes
Europe	European Inventory of Existing Commercial Chemical Substances (EINECS)	Yes
Europe	European List of Notified Chemical Substances (ELINCS)	No
Japan	Inventory of Existing and New Chemical Substances (ENCS)	Yes
Korea	Existing Chemicals List (ECL)	Yes
New Zealand	New Zealand Inventory	Yes
Philippines	Philippines Inventory of Chemicals and Chemical Substances (PICCS)	Yes
Taiwan	Taiwan Inventory	Yes
United States & Puerto Rico	Toxic Substances Control Act (TSCA) Inventory	Yes

*A “Yes” indicates that all components of this product comply with the inventory requirements administered by the governing country(s)

A “No” indicates that one or more components of the product are not listed or are unknown from listing on the inventory administered by the governing country(s).

Continued...

SAFETY DATA SHEET (PAGE 12 of 13)**Product identifier used on the label: NOX-RUST® R576-108****Stock Number: 4790012****Revision Date: 09-20-2024****Replaces: 08-14-2024**

Chemical Name	CAS #	Regulation	Percent
Naphthalene	91-20-3	Prop. 65 - Cancer	TRACE
Cumene	98-82-8	Prop. 65 - Cancer	TRACE
Benzene	71-43-2	Prop. 65 - Cancer	TRACE
Ethylbenzene	100-41-4	Prop. 65 - Cancer	TRACE
Benzene	71-43-2	Prop. 65 - Developmental and/or Reproductive	TRACE
Toluene	108-88-3	Prop. 65 -Developmental and/or Reproductive	<0.1
Toluene	108-88-3	CERCLA	<0.1 RQ = 1000 lbs
Naphthalene	91-20-3	CERCLA	TRACE RQ = 100 lbs.
Cumene	98-82-8	CERCLA	TRACE RQ = 5000 lbs.
Benzene	71-43-2	CERCLA	TRACE RQ = 10 lbs.
Ethylbenzene	100-41-4	CERCLA	TRACE RQ = 1000 lbs.
Naphthalene	91-20-3	SARA 313	TRACE
Cumene	98-82-8	SARA 313	TRACE
Benzene	71-43-2	SARA 313	TRACE
Ethylbenzene	100-41-4	SARA 313	TRACE
Toluene	108-88-3	SARA 313	<0.1
No SARA 302 EHS-listed chemicals in this product.		SARA EHS	

Continued...

SAFETY DATA SHEET (PAGE 13 of 13)

Product identifier used on the label: NOX-RUST® R576-108

Stock Number: 4790012

Revision Date: 09-20-2024

Replaces: 08-14-2024

16. Other information, including date of preparation or last revision.

SDS Prepared by: REGULATORY

Revision Date: 09-20-2024

Revision Number: 24

Reason for revision: Revised

Approved: M. Longo

Disclaimer: Although the information contained herein is believed to be reliable, it is furnished without warranty of any kind. This information is not intended to be all-inclusive as to the manner and conditions of use, handling, and storage.