



GROUP	MODEL
ELE	2025MY EV9 (MV1, MV1a)
NUMBER	DATE
375	March 2025

TECHNICAL SERVICE BULLETIN

SERVICE ACTION: CCU OPERATION LOGIC IMPROVEMENT (SA608)

SUBJECT:

This bulletin provides information to upgrade the Central Communication Unit 'CCU' system software on certain 2025MY EV9 (MV1, MV1a) vehicles produced from May 16, 2024 through December 09, 2024. The affected vehicles may experience a 'dark current' draw from the 12V battery while the vehicle is parked, potentially resulting in low battery voltage and no-start condition. Follow the procedure outlined in this publication to apply the improved logic to the 'CCU' system using the KDS ECU Upgrade function as described in this bulletin. Before conducting the procedure, verify that the vehicle is included in the list of affected VINs. Refer to [SST081](#) for software upgrade instructions using Kia Diagnostic System (KDS) tablet and VCI-II and confirm the Upgrade Event Number/Name, ROM ID Information, and Manual Mode passwords (if applicable) on the applicable vehicle.

This software upgrade may also be available via an Over-the-Air (OTA) update on vehicles with an 'active' Kia Connect subscription.



NOTICE

A Service Action is a repair program without customer notification that is performed during the warranty period. Any dealer requesting to perform this repair outside the warranty period will require DPSM approval.

Repair status for a VIN is provided on KDealer+ (Service → Warranty Coverage → Warranty Coverage Inquiry → Campaign Information). Not completed Recall / Service Action reports are available on KDealer+ (Consumer Affairs → Not Completed Recall → Recall VIN → Select Report), which includes a list of affected vehicles.

This issue number is SA608.

Refer to [TSB SST081](#) for instructions to upgrade the “CCU” system:

① IMPORTANT

The software update may also be available via **Over-The-Air (OTA)** upgrade feature through an ‘active’ Kia Connect account for customers. An OTA software upgrade may not be available at the time a TSB publication is released. Dealers can confirm OTA availability by checking for OTA release notes on the Kia [Owners Portal: OTA Software Update Release Notes](#). If the affected vehicle had the latest software installed via OTA, no further action is required by the dealer.

Note: An OTA installed software is time-stamped for each VIN.


To correct this condition, the specified system module should be reprogrammed using KDS as described in this bulletin in ‘Auto Mode’.

Upgrade Event Name
807.MV1 CCU Operation Logic Improvement for 12V Battery Discharge [AP, Ethernet]
808.MV1 CCU Operation Logic Improvement for 12V Battery Discharge [MCU, Ethernet]
812.MV1a CCU Operation Logic Improvement for 12V Battery Discharge [AP, Ethernet]

📄 NOTICE

- Confirm a fully charged battery (12.3 volts or higher is necessary) is used or utilize a fully charged jump starter box connected to the battery.
- **Ensure the KDS GDS is sufficiently charged at 60% or higher prior to reflash.**
- All ECU upgrades must be performed with the ignition set to the ‘ON’ position unless otherwise stated.
- **Damaged VCI II units should not be used and promptly replaced.**
- Be careful not to disconnect the VCI-II connected to the vehicle during the ECU upgrade procedure.
- **DO NOT start the engine during ECU upgrade.**
- DO NOT turn the ignition key ‘OFF’ or interrupt the power supply during ECU upgrade.
- **When the ECU upgrade is completed, turn the ignition ‘OFF’ and wait 10 seconds before starting the engine.**
- ONLY use approved ECU upgrade software designated for the correct application.

[Connect the negative \(-\) terminal to the battery as shown below.](#)




SUBJECT:

CCU OPERATION LOGIC IMPROVEMENT (SA608)**ROM ID Information Table:****❗ IMPORTANT**


It is recommended to **ALWAYS** check the Electronic Parts Catalog (EPC) to locate the ECU Part Number respective to Auto/Manual Mode ROM IDs. **DO NOT** reference the parts label affixed to the ECU.

Upgrade Event #807 (MV1)

Model	System	IMMO 	ECU P/No.	ROM ID	
				Previous	New
MV1	CCU (AP)	Yes	91920 DO000 91920 DO010 91920 DO500 91920 DO510	1.24.59	1.24.71


To verify the vehicle is affected, be sure to check the Calibration Identification of the vehicle's ECM ROM ID and reference the Information Table as necessary.

Upgrade Event #808 (MV1)

Model	System	IMMO 	ECU P/No.	ROM ID	
				Previous	New
MV1	CCU (MCU)	Yes	91920 DO000 91920 DO010 91920 DO500 91920 DO510	1.24.31	1.24.35

To verify the vehicle is affected, be sure to check the Calibration Identification of the vehicle's ECM ROM ID and reference the Information Table as necessary.

Upgrade Event #812 (MV1a)

Model	System	IMMO 	ECU P/No.	ROM ID	
				Previous	New
MV1a	CCU (AP)	Yes	91920 DO020 91920 DO030 91920 DO520 91920 DO530	1.34.23 1.34.47 1.34.61	1.34.83

To verify the vehicle is affected, be sure to check the Calibration Identification of the vehicle's ECM ROM ID and reference the Information Table as necessary.



Software Information:

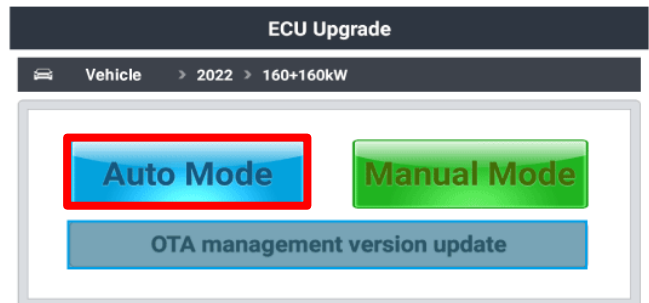
❗ IMPORTANT

The software update may also be available via **Over-The-Air (OTA)** upgrade feature through an 'active' Kia Connect account for customers. An OTA software upgrade may not be available at the time a TSB publication is released. Dealers can confirm OTA availability by checking for OTA release notes on the Kia [Owners Portal: OTA Software Update Release Notes](#). If the affected vehicle had the latest software installed via OTA, no further action is required by the dealer.

Note: An OTA installed software is time-stamped for each VIN.

The required software must be installed by selecting the **'Auto Mode'** ECU Upgrade option.

Note: In some case, the 'Manual Mode' installation option may be required ONLY if the 'Auto Mode' function fails or is otherwise noted above.



📄 NOTICE

If the automatic upgrade fails, turn the ignition 'OFF' for about 10 seconds then place it back in the 'ON' position to reset the control unit BEFORE performing the manual upgrade.

'Manual Mode' passwords.


Event No.	Menu	Password
807	MV1 CCU SW1 (AP) : 91920-DO000/010/500/510	5051
808	MV1 CCU SW3 (MCU) : 91920-DO000/010/500/510	0512
812	MV1a CCU SW1 (AP) : 91920-DO020/030/520/530	9230

Ensure the ECI cable is configured by referring to the ['KDS Configuration for ECI Cable Usage'](#).

Connect the ECI DLC connector to the OBD-II connector, located under the driver's side of the instrument panel.

Connect the ECI USB -C connector to the KDS tablet.

Connect the VCI II to the ECI OBD-II connector.



SUBJECT:

CCU OPERATION LOGIC IMPROVEMENT (SA608)

IMPORTANT

BOTH Upgrade Event #807 AND Upgrade Event #808 are REQUIRED to be installed on ALL MV1 (Korean built) vehicles.

UPGRADE BOTH EVENTS:

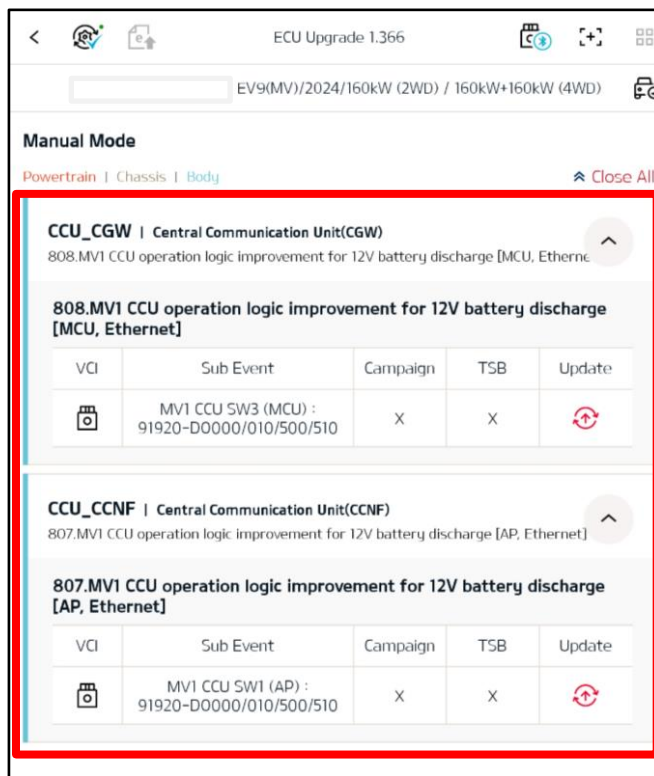
Select the applicable 'CCU_CCNF' and 'CCU_CGW' system module and the Event Group.

- 807.MV1 CCU Operation Logic Improvement for 12V Battery Discharge [AP, Ethernet]

AND

- 808.MV1 CCU Operation Logic Improvement for 12V Battery Discharge [MCU, Ethernet]

Verify the affected vehicle Calibration Identification of the applicable ECU ROM ID and reference the Information Table on page 3 as necessary.



IMPORTANT

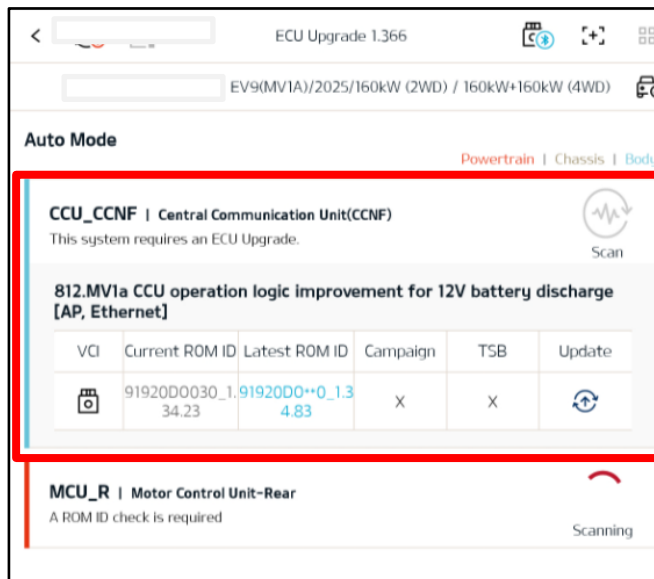
MV1a (KaGA built) vehicles only require Upgrade Event #812 to be installed.

UPGRADE EVENT:

Select the applicable 'CCU_CCNF' system module and the Event Group.

- 812.MV1a CCU Operation Logic Improvement for 12V Battery Discharge [AP, Ethernet]

Verify the affected vehicle Calibration Identification of the applicable ECU ROM ID and reference the Information Table on page 3 as necessary.





SUBJECT:

CCU OPERATION LOGIC IMPROVEMENT (SA608)

AFFECTED VEHICLE RANGE:

Model	Production Date Range
EV9 (MV1, MV1a)	May 16, 2024 to December 09, 2024

REQUIRED TOOL:

Tool Name	Part Number	Figure	Comments
Kia Diagnostic System (KDS)	N/A		KDS + VCI
ECI Adapter	GIT1XDDMN057 or GIT0XDDMN052		Located in Toolbox #1 Drawer 8

WARRANTY INFORMATION:

N Code: N99 C Code: C99

Model	Claim Type	Causal P/N	Qty.	Repair Description	Labor Op Code	Op Time	Replacement P/N	Qty.
MV1	V	91920 DO010	0	(SA608A) CCU Operation SW Logic Improvement	250009R0	0.5 M/H	N/A	0
MV1a		91920 DO030	0	(SA608B) CCU Operation SW Logic Improvement	250A01R0	0.4 M/H	N/A	0

NOTICE

VIN inquiry data for this repair is provided for tracking purposes only. Kia retailers should reference **SA608** when accessing the KDealer+ system.

