

|   |  |
|---|--|
| To: Mercedes-Benz Dealers, General Managers, Sales Managers, Service Managers, Parts Managers   | From: Anthony Washington, Senior Manager, Regulations and Certifications |
| <b>Re: Service Campaign Notification</b><br><b>Model: eSprinter</b><br><b>Model Year: 2024</b><br><b>Install NACS Adapter Information Label</b> | Date: February 2025  |

**IMPORTANT SERVICE CAMPAIGN INFORMATION**



Mercedes-Benz

Please see the attached documents related to the campaign listed above.

Please refer all customer inquiries to the Customer Care Center at 1-800-FOR-MERCEDES.




|   |   |                  |  |
|---|---|------------------|--|
| <b>Campaign No.:</b>  | <b>Campaign Desc.:</b>  | <b>NHTSA ID:</b> | <b>Install NACS Adaptor Info Label</b> |
| 2025020008  | V3EAUFLAD   | N/A              |  |
| This is to notify you of a Service Campaign to install a North American Charging Standard ("NACS") adaptor information label on approximately 1,157 MY 2024 eSprinter Vans. All affected VINs will be flagged as "OPEN" in VMI. |   |                  |  |
| <b>Background</b>   |   |                  |  |
| <b>Issue</b>  | Mercedes-Benz AG, the manufacturer of Mercedes-Benz eSprinter vans, has determined that a new NACS adaptor informational label is required for the use of an approved Mercedes-Benz DC Fast Charging Adapter. |                  |  |
| <b>What We're Doing</b>   | MBUSA is conducting a service campaign. An authorized Mercedes-Benz Sprinter dealer will affix the information label in the area of the charging socket.  |                  |  |
| <b>Parts</b>  | Part is available.  |                  |  |
| <b>Vehicles Affected</b>  |   |                  |  |
| <b>Model Year(s)</b>  | 2024  |                  |  |
| <b>Vehicle Model</b>  | eSprinter   |                  |  |
| <b>Vehicle Populations</b>  |   |                  |  |
| <b>Total Vehicles</b>   | 1,157   |                  |  |
| <b>Dealer Inventory</b>   | 618   |                  |  |
| <b>Next Steps/Notes</b>   |   |                  |  |
| <b>AOMS/SOMS</b>  | Please ensure your dealers have read and understand this notice   |                  |  |
| While we regret any inconvenience this may cause, MBUSA are determined to maintain a high level of vehicle quality and customer satisfaction.   |   |                  |  |



**Model**      **907**  
**with code M1E (Electric vehicle)**  
**with code ZU8 (National version for USA)**

**Operation no. of the operation texts or standard texts and flat rates**

| Category | Op. no. | Operation text                                   | Time  | Damage Code | Codeword  |
|----------|---------|--|-------|-------------|-----------|
| L        | 12 1553 | Operations: Install information label on vehicle | 0.1 h | 21 954 38   | V3EAUFLAD |







1 Information label

2 Socket recess

D00.00-A139-79

|                 |   |   |                    |
|-----------------|---|---|--------------------|
| <b>⚠ Danger</b> | <b>Risk of death</b> when working on component parts and systems with $U \geq 30$ V alternating voltage (AC) or $U \geq 60$ V direct voltage (DC)                                 | Do not touch damaged or defective live component parts and lines or non-insulated electrical connections and lines. | AS00.00-Z-0035-01A |
| <b>Notice</b>   | General information on vehicles with high-voltage on-board electrical system and/or lithium-ion battery and/or gaseous-fuel drive system as well as personal protective equipment |   | AH00.00-Z-0300-01A |

|  |  |   |  |
|--|--|---|--|
|  | <b>Check</b>                             |   |  |
| 1  | Check if vehicle is affected by measure. |   |  |
|  | <b>Retrofit</b>                          |   |  |
| 2  | Open socket flap                         |   |  |
| 3  | Clean socket recess (2) in hatched area. |   |  |
| 4  | Attach new information label (1).        |  <p>The bonding area at the socket recess (2) must be absolutely free of dust and grease. Otherwise, there may be adhesion problems.</p>  Code ZU8 (National version for USA) |  |
|  |  | <p>See picture "B".</p>  <p>Position information label (1) to be clearly legible.</p>  |  |
| 5  | Close socket flap.                       |   |  |

**Parts ordering note**

| Part no.        | Designation                            | Quantity |
|-----------------|--|----------|
| A 000 817 79 10 | "NACS Adapter" information label (USA) | 1        |
|                 |  |          |