



GROUP	MODEL
BOD	2025MY K4 (CL4)
NUMBER	DATE
338	February 2025

TECHNICAL SERVICE BULLETIN

SUBJECT:

SERVICE ACTION: WINDSHIELD WASHER FLUID REPLACEMENT (SA606)

This bulletin provides the procedure to replace the windshield wiper fluid on certain 2025MY K4 (CL4) vehicles produced from January 20, 2025 to January 21, 2025, which may have been contaminated/mixed with engine coolant fluid during assembly. The coolant fluid may form an 'oily/sticky' mixture preventing proper cleaning of the vehicle's windshield when the windshield wiper is activated. Follow the procedure outlined in this publication to drain the existing windshield washer fluid, rinse, and refill with new windshield washer fluid on the applicable vehicle. Before conducting the procedure, verify that the vehicle is included in the list of affected VINs below.

VIN List	
3KPFT4DE2SE091166	3KPFT4DEXSE091044
3KPFT4DE7SE091034	3KPFT4DE1SE091059
3KPFT4DE5SE091162	3KPFT4DE2SE090809
3KPFT4DE4SE091170	3KPFW4DC6SE090916
3KPFT4DE2SE091037	3KPFW4DC0SE090958
3KPFT4DE4SE091055	3KPFW4DC3SE090940
3KPFT4DE9SE091049	3KPFT4DE2SE090759
3KPFT4DE3SE091032	3KPFT4DE3SE090933
3KPFT4DEXSE091058	

NOTICE

A Service Action is a repair program without customer notification that is performed during the warranty period. Any dealer requesting to perform this repair outside the warranty period will require DPSM approval.

Repair status for a VIN is provided on KDealer+ (Service → Warranty Coverage → Warranty Coverage Inquiry → Campaign Information). Not completed Recall / Service Action reports are available on KDealer+ (Consumer Affairs → Not Completed Recall → Recall VIN → Select Report), which includes a list of affected vehicles.


This issue number is **SA606**.

A printed copy is for reference only; publication information can be updated at any time. Always refer to KGIS for the latest information. After logging in kdealer.com, the newest technical publications are listed in 'Service Releases' and has the latest service information that has been released.

Replacement Procedure:


1a. Open the hood.

1b. Remove the engine room junction box cover (A).




2. Remove the 'WIPER FRT' 30A fuse (B).

Note: Do Not discard the 30A fuse as it will be reused.



3a. Detach the washer nozzle hose (C) from the center retaining cowl clip.


3b. Disconnect the washer nozzle hose (C) from the cowl nipple.



SUBJECT:

WINDSHIELD WASHER FLUID REPLACEMENT (SA606)

4. Place the open end of the washer nozzle hose (C) into an empty container and secure with Tesa® tape or equivalent, as shown.




5. Without depressing the 'Brake' pedal, press the '**ENGINE START/STOP**' button twice (2X) to turn the ignition 'ON'/engine 'OFF'.

Note: Engine 'OFF'.

**DRAINING:**

- 6a. Enter the vehicle from the passenger side and open the passenger window.
- 6b. Pull back and hold the multifunction switch lever (D) to run the wiper washer motor to drain the reservoir fluid.

**TECH TIP**

Monitor the fluid drainage from inside the vehicle by listening to the motor running sound change when empty.

**CAUTION**



Release the multifunction switch lever (D) immediately after empty. Damage the windshield washer motor can occur if it is run dry, without fluid.

RINSING:

7. Fill the windshield washer reservoir (E) with clean water.
8. Pull back and hold the multifunction switch lever (D) to run the wiper washer motor to drain the reservoir fluid.

MSDS

Refer to Material Safety Data Sheet (MSDS) in your local dealer for proper disposal of fluids.

**REFILL:**

- 9a. Add 1.5 liters (1.5L) (approximately 1.5 bottles) of windshield washer fluid (**UM040 CH014**) into the windshield washer reservoir (E).
- 9b. Top-off the windshield washer reservoir with clean water.
10. Reinstall all removed parts in the reverse order of removal.
11. Confirm normal operation of windshield wiper system.




SUBJECT:

WINDSHIELD WASHER FLUID REPLACEMENT (SA606)**AFFECTED VEHICLE RANGE:**

Model	Production Date Range
K4 (CL4)	January 20, 2025 through January 21, 2025

REQUIRED PART:

Part Name	Part Number	Figure	Qty.	Comments
Windshield Washer Concentrate	UM040 CH014		2	Cases have been auto shipped to the fifteen (15) dealers with the affected VINs.

WARRANTY INFORMATION:**N Code: N99 C Code: C99**

Claim Type	Causal P/N	Qty.	Repair Description	Labor Op Code	Op Time	Replacement P/N	Qty.
V	86111 GG200	1	(SA606) Windshield Washer Fluid Replacement	250M03RO	0.3 M/H	N/A	0

Note: Use sublet code 'X1' with a maximum allowed amount of \$16.30 per vehicle for windshield washer concentrate.

NOTICE

VIN inquiry data for this repair is provided for tracking purposes only. Kia retailers should reference SA606 when accessing the KDealer+ system.