



STAR ONLINE PUBLICATION



Case Number: S2008000084 REV. C

Release Date: February 2025

Symptom/Vehicle Issue: Cluster Warning Lamp is on, Service 4WD Message

Customer Complaint/Technician Observation: Owner complains the 4-wheel drive service warning lamp turns on. Technician observed, the 4wd warning lamp on and the vehicle setting one or multiple of the following Diagnostic Trouble Codes (DTCs)

C147B-92 Front Axle Disconnect Sensor-Performance Or Incorrect Operation

C147B-14 Front Axle Disconnect Sensor-Circuit Short To Ground Or Open

C1463-13 Front Axle Disconnect Control-Circuit or Short To Ground

C149E-64 Transfer Case Motor Position Sensor-Signal

C140A-11 Transfer Case Motor Control Shorted To Ground

C140E Transfer Case Motor Blocked

U0102 Lost Communication With Drive Train Control Module (DTCM)

Repair Procedure: If any of the above DTCs are present as active or stored, inspect the following locations for any wiring concerns as highlighted Fig 1-3.

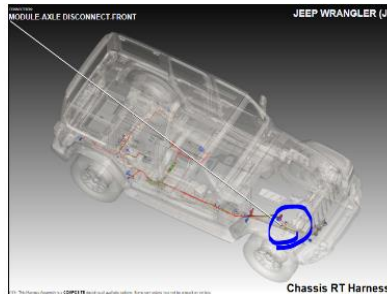


Fig 1

This document does not authorize warranty repairs. This communication documents a record of past experiences. STAR Online does not provide any conclusions about what is wrong with the vehicle. Rather, it captures all previous cases known that appear to be similar or related to the vehicle symptom / condition. You are the expert, and you are responsible for deciding on the appropriate course of action.

Contact STAR Center, or your Technical Assistance Center Via TechCONNECT or eCONTACT ticket if no solution is found



STAR ONLINE PUBLICATION



1 – Review FAD Connector not being fully seated, for any pins not fully seated, wiring rubbing against connector dress, water ingress, debris or corrosion.



2 – Review Wiring at the Upper Control arm Clip for tight clip, wires underneath the convolute for damage or rubbing




Fig 2

This document does not authorize warranty repairs. This communication documents a record of past experiences. STAR Online does not provide any conclusions about what is wrong with the vehicle. Rather, it captures all previous cases known that appear to be similar or related to the vehicle symptom / condition. You are the expert, and you are responsible for deciding on the appropriate course of action.

Contact STAR Center, or your Technical Assistance Center Via TechCONNECT or eCONTACT ticket if no solution is found



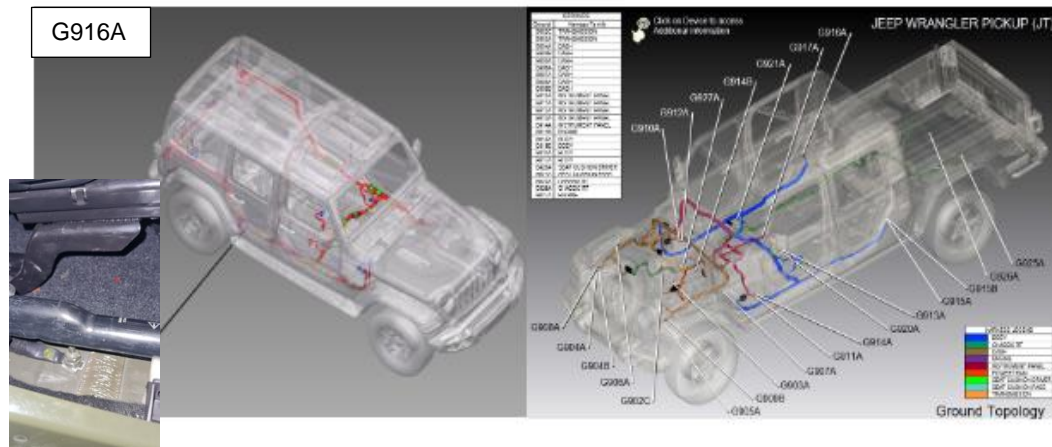
STAR ONLINE PUBLICATION



3,4 – Review wiring at clipping points on Frame for rubbing damage, clips not fully inserted into frame, tight straps.



5 - Review Ground G916A for proper attachment, corrosion



Clean, repair and secure any suspect locations.

Fig 3

This document does not authorize warranty repairs. This communication documents a record of past experiences. STAR Online does not provide any conclusions about what is wrong with the vehicle. Rather, it captures all previous cases known that appear to be similar or related to the vehicle symptom / condition. You are the expert, and you are responsible for deciding on the appropriate course of action.

Contact STAR Center, or your Technical Assistance Center Via TechCONNECT or eCONTACT ticket if no solution is found