

Volvo Car USA LLC

Technical Journal

Technical Journal Title Interior Door Deco Light not Functioning		Ref. No. TJ 37035.1.0	
Issuer (Dept.) Technical Service		Issue Date 1/8/25	Status Date 1/24/25
Car Market United States and Canada	Partner 3 US 7510 Volvo Car USA	Function Group 3541	
Function Description Lighting, interior, complete		Page Page 1 of 4	

Attachment

File Name	File Size
TJ_37035_1.JPG	0.1290 MB
TJ_37035_2.JPG	0.0814 MB
TJ_37035_3.JPG	0.0624 MB

DESCRIPTION:

If a vehicle is reported with a complaint about a non-functioning interior deco backlight in the door, please follow advice under "Service".

CSC Customer Symptom Codes

Code	Description
YE	Courtesy lighting/Does not work
7K	Instrument lighting/Dimmer does not work

DTC Diagnostic Trouble Codes

Vehicle Type

Type	Eng	Eng Desc	Sales	Body	Gear	Steer	Model Year	Plant	Chassis range	Struc Week Range
356							2025-9999		-	202417-999952

SERVICE:

1. Check the Connector:

- Examine the connectors of the Deco backlight. Refer to the attached images SE_37035_1.jpeg and SE_37035_2.jpeg for guidance.

2. Reconnect if Necessary:

- If any of the connectors are disconnected, reattach them securely. Use the instructions in the image SE_37035_2.jpeg for reference.

3. Secure Connection:

- Ensure the connector is firmly in place. If you are unable to secure it properly, proceed to the next step.

Technical Journal 37035.1.0

4. Inspect the Pins:

- Check the pins for any damage. Refer to the attached image SE-37035_3.jpeg for an example of damaged pins.
- If the pins are damaged, you will need to replace the Door Deco to rectify the issue.

5. Restore Connection:

- Once the connection is restored, the Deco backlight should function properly.

By following these steps, you can ensure the Deco backlight is connected and operational.

Warranty claim info:

To get a warranty claim accepted for a job described in this TJ, use the corresponding VST OP number stated in this TJ.

Note that the TJ number must be stated in the repair order text.

VST Operation Number



VST Operation Number	Description
85120-2	Panel side door front remove-install
99921-2	General Reimbursement
85122-2	Panel side door rear remove-install

VEHICLE REPORT:


Yes, please submit a Vehicle Report if the service solution described in this TJ has no effect. Use concern area "Vehicle Report" and sub concern area "Support not needed", use function group 3541.

To view TJ attachments continue to next page. This TJ has three attachments.

TJ_37035



TJ_37035



TJ_37035