



Service Bulletin



Bulletin No.: 25-NA-003

Date: January, 2025

TECHNICAL

Subject: Rattle Type Noise Heard from Brake Pedal Area

Brand:	Model:	Model Year:		VIN Breakpoint:		Engine:	Transmission:
		from	to	from	to		
GMC	HUMMER EV	2024	2025	—	—	—	—
	HUMMER EV SUV		2024				

Involved Region or Country	North America, Mexico, Middle East, Israel
Condition	Some customers may comment on a rattle type noise heard from the brake pedal area.
Cause	<div style="display: flex; justify-content: space-around;">   </div> <p style="text-align: right; margin-top: 10px;">6805453</p> <p>This condition may be caused by excess body seam sealer was found extending under the brake pedal housing near the sky bolt (single bolt on top of the housing), as shown in the picture above.</p>
Correction	Trim back the excess body seam sealer following the procedure below.

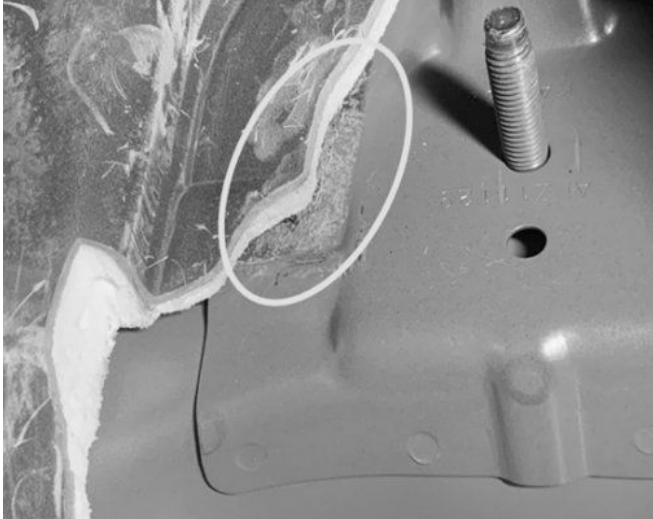
Service Procedure

Important: This technical service bulletin (TSB) can only be completed by certified repair facilities who have met all specific training, tool and equipment requirements pertaining to the vehicle Brand and Model serviced. Repairs must be performed by a technician who has successfully completed the required training.

Important: Service agents must comply with all International, Federal, State, Provincial, and/or Local laws applicable to the activities it performs under this bulletin, including but not limited to handling, deploying,

preparing, classifying, packaging, marking, labeling, and shipping dangerous goods. In the event of a conflict between the procedures set forth in this bulletin and the laws that apply to your dealership, you must follow those applicable laws.

1. Verify brake pedal does rattle and/or produces a noise
2. Remove the brake pedal assembly. Refer to *Brake Pedal Assembly Replacement* in SI.
3. Locate the excess body seam sealer.



6805499

4. Remove the section of sealer that is making contact to the brake pedal, as shown in the picture above, using an appropriate scraping tool.

Warranty Information

For vehicles repaired under the Bumper-to-Bumper coverage (Canada Base Warranty coverage), use the following labor operation. Reference the Applicable Warranties section of Investigate Vehicle History (IVH) for coverage information.

Labor Operation	Description	Labor Time
2486388*	Trim Excess Body Seam Sealer	1.3 Hrs.
*This is a unique Labor Operation for Bulletin use only.		

Version	2
Modified	Released January 10, 2025 Revised January 29, 2025 - Added 2024 HUMMER EV and HUMMER EV SUV.