

Technical Service Bulletin

Mazda North American Operations
Irvine, CA 92618-2922



Subject: LEATHER STEERING WHEEL SURFACE WEAR / PEEL	Bulletin No.: 06-001/25
	Last Issued : 01/23/2025

BULLETIN NOTES

This bulletin supersedes the previously issued bulletin(s) listed below: The changes are noted in Red.

Previous TSBs:	Date(s) Issued:
06-001/23	02/16/23 and 04/03/23
06-002/21	03/12/21
06-004/20	12/03/20
06-002/19	05/23/19
06-001/17	04/25/17, 06/02/17 and 12/18/17

APPLICABLE MODEL(S)/VINS

US/Canada Spec.:

2016-2021 CX-3 vehicles with VINs lower than JM1 DK ***** 505777 (produced before Oct. 15, 2020)
2020-2024 CX-30 (Mexico built) vehicles with VINs lower than 3MV DM ***** 712267 (produced before Jul. 2, 2024)
2013-2022 CX-5 vehicles with VINs lower than JM3 KF ***** 620193 (produced before Jul. 1, 2022)
2023-2024 CX-50 (non-hybrid) vehicles with VINs lower than 7MM VA ***** 170722 (produced before Oct. 2, 2024)
2016-2021 CX-9 vehicles with VINs lower than JM3 TC ***** 535394 (produced before Jul. 6, 2021)
2014-2021 Mazda3 (Japan built) vehicles with VINs lower than JM1 BP ***** 343359 (produced before May 14, 2021)
2017-2024 Mazda3 (Mexico built) vehicles with VINs lower than 3MZ BP ***** 432327 (produced before Jul. 2, 2024)
2014-2021 Mazda6

Mexico Spec.:

2016-2021 CX-3
2013-2020 CX-5 vehicles with VINs lower than JM3 KF ***** 869654 (produced before Aug. 24, 2020)
2016-2017 CX-9 vehicles with VINs lower than JM3 TC ***** 134008 (produced before Dec. 22, 2016)
2014-2018 Mazda3 (Japan built) vehicles with VINs lower than JM1 BN ***** 199538 (produced before Oct. 31, 2018)
2017-2018 Mazda3 (Mexico built) vehicles with VINs lower than 3MZ BN ***** 277187 (produced before Dec. 20, 2018)
2017-2021 Mazda6

DESCRIPTION

Some vehicles may exhibit wear/peel-off of the leather steering wheel surface causing a poor appearance. This concern

Page 1 of 10

CONSUMER NOTICE: The information and instructions in this bulletin are intended for use by skilled technicians. Mazda technicians utilize the proper tools/ equipment and take training to correctly and safely maintain Mazda vehicles. These instructions should not be performed by "do-it-yourselfers." Customers should not assume this bulletin applies to their vehicle or that their vehicle will develop the described concern. To determine if the information applies, customers should contact their nearest authorized Mazda dealership. Mazda North American Operations reserves the right to alter the specifications and contents of this bulletin without obligation or advance notice. All rights reserved. No part of this bulletin may be reproduced in any form or by any means, electronic or mechanical---including photocopying and recording and the use of any kind of information storage and retrieval system ---without permission in writing.

may be caused by an insufficient wear resistance of the steering wheel surface.



NOTE: Slight wear on a seam of the steering wheel is not applicable to this bulletin. It is inevitable since friction and force are applied while turning the steering wheel.



NOTE: Dirt on the steering wheel may be misinterpreted as leather discoloration or a worn coating. This is not applicable to this bulletin. Refer to TIPS WHEN HANDLING LEATHER STEERING WHEEL below to remove dirt.

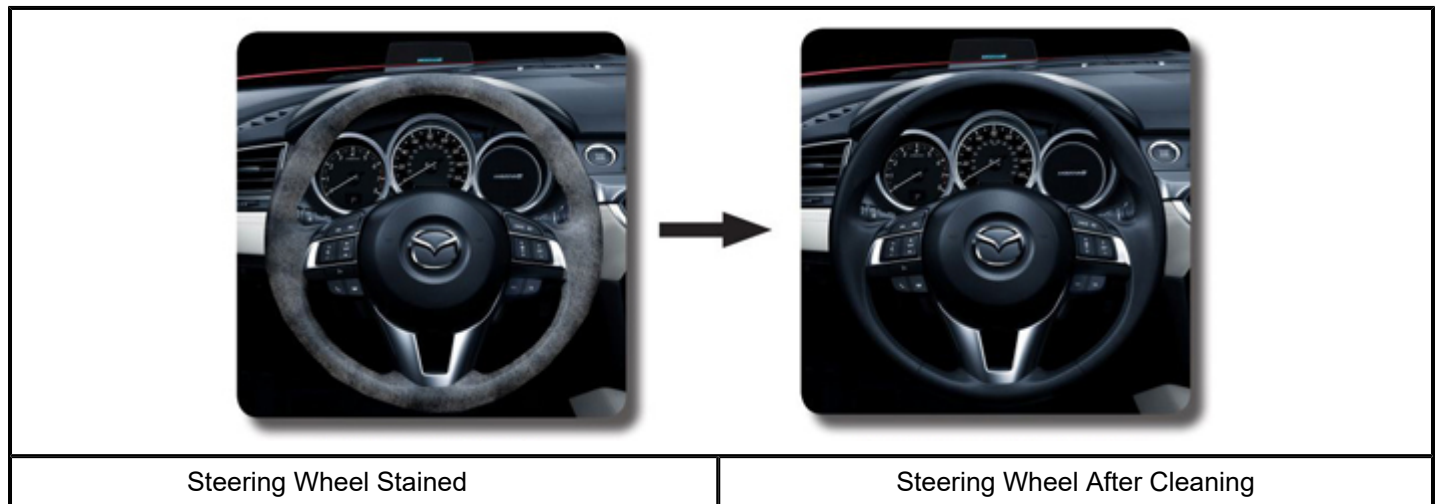
Customers having this concern should have their vehicle repaired using the following repair procedure.

CONSUMER NOTICE: The information and instructions in this bulletin are intended for use by skilled technicians. Mazda technicians utilize the proper tools/ equipment and take training to correctly and safely maintain Mazda vehicles. These instructions should not be performed by "do-it-yourselfers." Customers should not assume this bulletin applies to their vehicle or that their vehicle will develop the described concern. To determine if the information applies, customers should contact their nearest authorized Mazda dealership. Mazda North American Operations reserves the right to alter the specifications and contents of this bulletin without obligation or advance notice. All rights reserved. No part of this bulletin may be reproduced in any form or by any means, electronic or mechanical---including photocopying and recording and the use of any kind of information storage and retrieval system ---without permission in writing.

REPAIR PROCEDURE

1. Use a clean towel dampened in leather/vinyl cleaner or mild soap to clean the steering wheel.

NOTE: Some vehicles may have steering wheel stains caused by chemicals such as hand lotions.



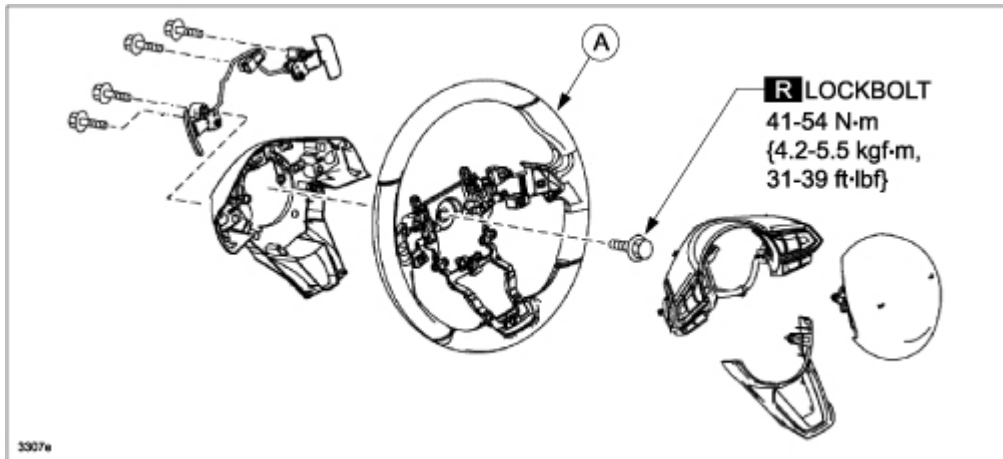
2. Is the steering wheel wear/peel concern present after cleaning the steering wheel?

- Yes - Go to Step 3.
- No - This service bulletin does not apply.

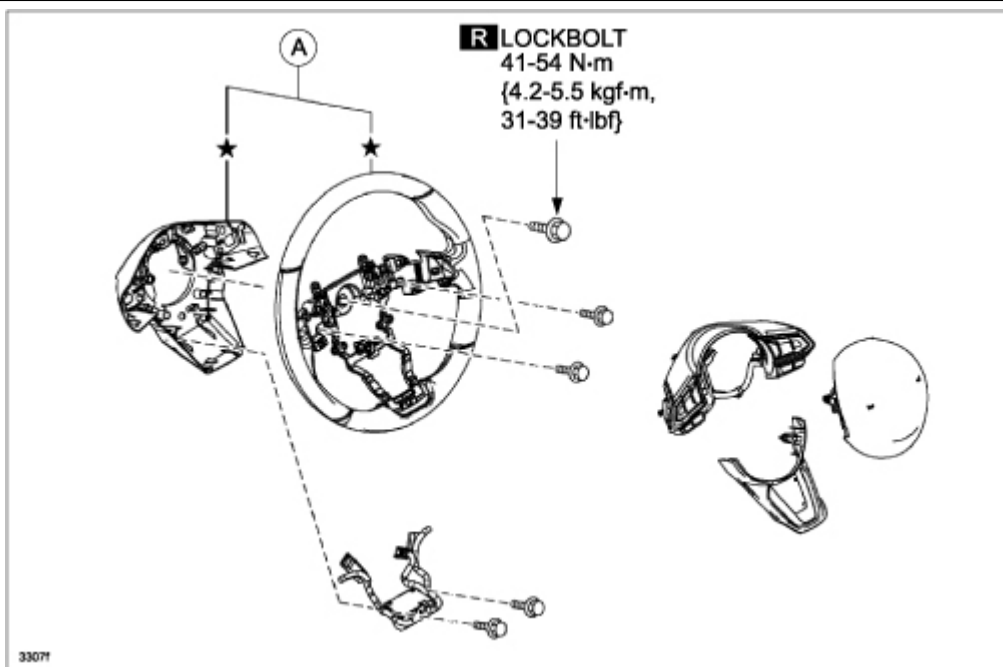
3. Replace the steering wheel (A) according to the repair instructions on MGSS online:

- CX-3 - STEERING WHEEL AND COLUMN REMOVAL/INSTALLATION.
- **CX-30** - STEERING WHEEL AND COLUMN REMOVAL/INSTALLATION.
- CX-5 - STEERING WHEEL AND COLUMN REMOVAL/INSTALLATION.
- **CX-50** - STEERING WHEEL AND COLUMN REMOVAL/INSTALLATION.
- CX-9 - STEERING WHEEL AND COLUMN REMOVAL/INSTALLATION.
- Mazda3 - STEERING WHEEL AND COLUMN REMOVAL/INSTALLATION.
- Mazda6 - STEERING WHEEL AND COLUMN REMOVAL/INSTALLATION.

CONSUMER NOTICE: The information and instructions in this bulletin are intended for use by skilled technicians. Mazda technicians utilize the proper tools/ equipment and take training to correctly and safely maintain Mazda vehicles. These instructions should not be performed by "do-it-yourselfers." Customers should not assume this bulletin applies to their vehicle or that their vehicle will develop the described concern. To determine if the information applies, customers should contact their nearest authorized Mazda dealership. Mazda North American Operations reserves the right to alter the specifications and contents of this bulletin without obligation or advance notice. All rights reserved. No part of this bulletin may be reproduced in any form or by any means, electronic or mechanical---including photocopying and recording and the use of any kind of information storage and retrieval system ---without permission in writing.



NOTE: For vehicles with a steering wheel warmer, replace the steering wheel hub kit (A).



4. Verify repair.


CONSUMER NOTICE: The information and instructions in this bulletin are intended for use by skilled technicians. Mazda technicians utilize the proper tools/ equipment and take training to correctly and safely maintain Mazda vehicles. These instructions should not be performed by "do-it-yourselfers." Customers should not assume this bulletin applies to their vehicle or that their vehicle will develop the described concern. To determine if the information applies, customers should contact their nearest authorized Mazda dealership. Mazda North American Operations reserves the right to alter the specifications and contents of this bulletin without obligation or advance notice. All rights reserved. No part of this bulletin may be reproduced in any form or by any means, electronic or mechanical---including photocopying and recording and the use of any kind of information storage and retrieval system ---without permission in writing.

LEATHER STEERING WHEEL HANDLING TIPS:

Unique care is needed since the leather steering wheel is delicate and coated with agents that improve durability without decreasing the touch and breathability of the leather. Refer to information below for proper leather steering wheel maintenance.

If the leather surface is dirty, wipe it off with a moist cloth using warm water. After wiping, dry off the remaining moisture with a clean dry towel.

NOTE: To avoid wear to the leather, do not use a rough surface towel or wipe off with too much force.



- Do not use general leather cleaners or waxes when wiping off dirt since it may deteriorate the leather coating of the steering wheel. In addition, perfumes, cosmetics, hand creams, sun screens, wet tissue papers, excessive sweat and sebum may also deteriorate the coating.
- Do not scratch or scrub the leather with anything hard, such as a belt buckle, wrist watch, bracelet or rings etc.



NOTE: The examples above are caused by outside influence and therefore not covered under this bulletin.

Page 5 of 10

CONSUMER NOTICE: The information and instructions in this bulletin are intended for use by skilled technicians. Mazda technicians utilize the proper tools/ equipment and take training to correctly and safely maintain Mazda vehicles. These instructions should not be performed by "do-it-yourselfers." Customers should not assume this bulletin applies to their vehicle or that their vehicle will develop the described concern. To determine if the information applies, customers should contact their nearest authorized Mazda dealership. Mazda North American Operations reserves the right to alter the specifications and contents of this bulletin without obligation or advance notice. All rights reserved. No part of this bulletin may be reproduced in any form or by any means, electronic or mechanical---including photocopying and recording and the use of any kind of information storage and retrieval system ---without permission in writing.

PARTS INFORMATION**2016-2021 CX-3:**

Parts Number	Description	Qty.	Vehicle Spec.
KD46-32-982C-02 or KDY7-32-982	Steering Wheel	1	Leather, black stitch
B63E-32-982B-02 or B6YE-32-982A		1	Leather, black stitch type after IPM
B64F-32-98XB-02 or B6YF-32-98XA	ST Wheel Hub-kit	1	Leather with steering wheel warmer and AT shift SW
B63K-32-98XB-02 or B6YK-32-98XA		1	Leather with steering wheel warmer
9YA0-11-003A	Lock Bolt	1	[R]

2020-2024 CX-30 (Mexico Built):

Parts Number	Description	Qty.	Vehicle Spec.
BDGH-32-982A	Steering Wheel	1	Without steering wheel warmer
BCKN-32-982A		1	With steering wheel warmer
9YA0-11-003A	Lock Bolt	1	[R]

2013-2016 CX-5:

Parts Number	Description	Qty.	Vehicle Spec.
KD46-32-982C-02 or KDY7-32-982	Steering Wheel	1	Leather, black stitch
K066-32-982 -02 or K0Y6-32-982		1	Smooth leather, red stitch
KA0G-32-982 -02 or KAYG-32-982		1	Smooth leather, black stitch
9YA0-11-003A	Lock Bolt	1	[R]

CONSUMER NOTICE: The information and instructions in this bulletin are intended for use by skilled technicians. Mazda technicians utilize the proper tools/ equipment and take training to correctly and safely maintain Mazda vehicles. These instructions should not be performed by "do-it-yourselfers." Customers should not assume this bulletin applies to their vehicle or that their vehicle will develop the described concern. To determine if the information applies, customers should contact their nearest authorized Mazda dealership. Mazda North American Operations reserves the right to alter the specifications and contents of this bulletin without obligation or advance notice. All rights reserved. No part of this bulletin may be reproduced in any form or by any means, electronic or mechanical---including photocopying and recording and the use of any kind of information storage and retrieval system ---without permission in writing.

2017-2022 CX-5:

Parts Number	Description	Qty.	Vehicle Spec.
B62S-32-982A-02	Steering Wheel	1	Refer to GEPC for vehicle specs.
KN1B-32-982A-02		1	
KN5N-32-982A-02		1	
KN1M-32-982A-02		1	
KFV1-32-982A-02		1	
B63M-32-98XA-02	ST Wheel Hub-kit	1	
K131-32-98XA-02		1	
KN1C-32-98XA-02		1	
KN3L-32-98XA-02		1	
KBG7-32-98XA-02		1	
KBG8-32-98XA-02		1	
K05F-32-98XA-02		1	
KFV2-32-98XA-02		1	
9YA0-11-003A	Lock Bolt	1	[R]

2023-2024 CX-50:

Parts Number	Description	Qty.	Vehicle Spec.
BDGH-32-982A	Steering Wheel	1	Without steering wheel warmer
BCKN-32-982A		1	With steering wheel warmer
9YA0-11-003A	Bolt	1	[R]

2016-2021 CX-9:

Parts Number	Description	Qty.	Vehicle Spec.
TK49-32-982B-02	Steering Wheel	1	Leather, black stitch, with AT shift SW, without steering wheel warmer
TKY1-32-982A		1	Leather, brown cross stitch
GSB6-32-982B-02 or GSY6-32-982A		1	Leather, black cross stitch
TC3N-32-982A-02		1	Leather, stitch IV
TK50-32-98XD-02	ST Wheel Hub-	1	Leather, black with steering wheel warmer

CONSUMER NOTICE: The information and instructions in this bulletin are intended for use by skilled technicians. Mazda technicians utilize the proper tools/ equipment and take training to correctly and safely maintain Mazda vehicles. These instructions should not be performed by "do-it-yourselfers." Customers should not assume this bulletin applies to their vehicle or that their vehicle will develop the described concern. To determine if the information applies, customers should contact their nearest authorized Mazda dealership. Mazda North American Operations reserves the right to alter the specifications and contents of this bulletin without obligation or advance notice. All rights reserved. No part of this bulletin may be reproduced in any form or by any means, electronic or mechanical---including photocopying and recording and the use of any kind of information storage and retrieval system ---without permission in writing.

or TKY0-32-98XA	kit		
TC3P-32-98XA-02 or TCYP-32-98X		1	Leather, stitch IV and steering wheel warmer and AT Shift SW
GRT8-32-98XE-02		1	Leather, black stitch with steering wheel warmer and AT shift SW
GRV1-32-98XE-02		1	Leather, black cross stitch with steering wheel warmer and AT shift SW
GRN1-32-98XD-02		1	Leather, black cross stitch with steering wheel warmer
9YA0-11-007	Lock Bolt	1	[R]

2014-2016 Mazda3:

Parts Number	Description	Qty.	Vehicle Spec.
BHP2-32-982B-02 or BHY3-32-982	Steering Wheel	1	Leather, red stitch
9YA0-11-007	Lock Bolt	1	[R]

2017-2018 Mazda3:

Parts Number	Description	Qty.	Vehicle Spec.
B62S-32-982A-02	Steering Wheel	1	---
B63M-32-98XA-02	ST Wheel Hub-kit	1	---
9YA0-11-003A	Lock Bolt	1	[R]

NOTE: This S/I is NOT applicable to B64B-32-98X 02 and BAJD-32-982 02 since no modified parts are established.

2019-2021 Mazda3 (Japan Built):

Parts Number	Description	Qty.	Vehicle Spec.
BDGH-32-982A	Steering Wheel	1	Leather without steering wheel warmer
BCKN-32-982A		1	Leather with steering wheel warmer
9YA0-11-003A	Lock Bolt	1	[R]

2019-2024 Mazda3 (Mexico Built):

Parts Number	Description	Qty.	Vehicle Spec.
BDGH-32-982A	Steering Wheel	1	Without steering wheel warmer
BCKN-32-982A		1	With steering wheel warmer

CONSUMER NOTICE: The information and instructions in this bulletin are intended for use by skilled technicians. Mazda technicians utilize the proper tools/ equipment and take training to correctly and safely maintain Mazda vehicles. These instructions should not be performed by "do-it-yourselfers." Customers should not assume this bulletin applies to their vehicle or that their vehicle will develop the described concern. To determine if the information applies, customers should contact their nearest authorized Mazda dealership. Mazda North American Operations reserves the right to alter the specifications and contents of this bulletin without obligation or advance notice. All rights reserved. No part of this bulletin may be reproduced in any form or by any means, electronic or mechanical---including photocopying and recording and the use of any kind of information storage and retrieval system ---without permission in writing.

9YA0-11-003A

Lock Bolt

1

[R]

2014-2016 Mazda6:

Parts Number	Description	Qty.	Vehicle Spec.
GHY2-32-982	Steering Wheel	1	---
9YA0-11-007	Lock Bolt	1	[R]

2017-2021 Mazda6:

Parts Number	Description	Qty.	Vehicle Spec.
TK49-32-982B-02	Steering Wheel	1	Leather, black stitch without steering wheel warmer and AT shift SW
GSB6-32-982B-02 or GSY6-32-982A		1	Leather, black cross stitch
GRT8-32-98XE-02	ST Wheel Hub-kit	1	Leather, black stitch with steering wheel warmer and AT shift SW
TK50-32-98XD-02 or TKY0-32-98XA		1	Leather, black stitch with steering wheel warmer
GRV1-32-98XE-02		1	Leather, black cross stitch with steering wheel warmer and AT shift SW
GRN1-32-98XD-02		1	Leather, black cross stitch with steering wheel warmer
9YA0-11-007	Lock Bolt	1	[R]

NOTE:

- Use GEPC to look up correct part number by VIN.
- If steering wheel part with the "Y" in the 3rd digit is in your dealer's inventory, you may use it for this repair.
- Both steering wheel part numbers with or without the "Y" in the 3rd digit provide the same repair performance.

WARRANTY INFORMATION**NOTE:**

- This warranty information applies only to verified customer complaints on vehicles eligible for warranty repair.
- This repair will be covered under Mazda's New Vehicle Limited Warranty term.
- Additional diagnostic time cannot be claimed for this repair.

Warranty Type	A
Symptom Code	45

CONSUMER NOTICE: The information and instructions in this bulletin are intended for use by skilled technicians. Mazda technicians utilize the proper tools/ equipment and take training to correctly and safely maintain Mazda vehicles. These instructions should not be performed by "do-it-yourselfers." Customers should not assume this bulletin applies to their vehicle or that their vehicle will develop the described concern. To determine if the information applies, customers should contact their nearest authorized Mazda dealership. Mazda North American Operations reserves the right to alter the specifications and contents of this bulletin without obligation or advance notice. All rights reserved. No part of this bulletin may be reproduced in any form or by any means, electronic or mechanical---including photocopying and recording and the use of any kind of information storage and retrieval system ---without permission in writing.

Damage Code	9C
Part Number Main Cause	<p>****-32-982*** or ****-32-98X***</p> <p>Select an applicable part number from the (PARTS INFORMATION) for the vehicle in repair.</p> <p>NOTE: Make sure to enter the part number of the steering wheel that was actually installed for correct warranty claim reimbursement.</p>
Quantity	1
Operation Number / Labor Hours:	<p>(Mazda6, CX-3, CX-30)</p> <p>XXMA6XRX / 0.4 Hrs.</p>
	<p>(CX-50, CX-9, CX-5, Mazda3)</p> <p>XXMA6XRX / 0.3 Hrs. (Without i-stop (All US market vehicles except CX-50 Turbo))</p> <p>XXMA6XRX / 0.4 Hrs. (With i-stop (US Market CX-50 Turbo Only))</p>

CONSUMER NOTICE: The information and instructions in this bulletin are intended for use by skilled technicians. Mazda technicians utilize the proper tools/ equipment and take training to correctly and safely maintain Mazda vehicles. These instructions should not be performed by "do-it-yourselfers." Customers should not assume this bulletin applies to their vehicle or that their vehicle will develop the described concern. To determine if the information applies, customers should contact their nearest authorized Mazda dealership. Mazda North American Operations reserves the right to alter the specifications and contents of this bulletin without obligation or advance notice. All rights reserved. No part of this bulletin may be reproduced in any form or by any means, electronic or mechanical---including photocopying and recording and the use of any kind of information storage and retrieval system ---without permission in writing.