

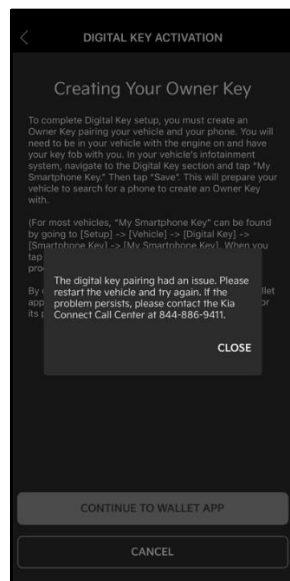


GROUP	MODEL
ELE	2024MY EV9 (MV)
NUMBER	DATE
371	January 2025

TECHNICAL SERVICE BULLETIN

SUBJECT: SERVICE ACTION: BODY DOMAIN CONTROLLER REPLACEMENT (SA603)

This bulletin provides information to replace the Body Domain Controller (BDC) on certain 2024MY EV9 (MV) vehicles produced from May 03, 2024 through June 18, 2024. The affected vehicles may experience issues when trying to activate the digital key/creating 'Owner Key'. Follow the procedure outlined in this publication to replace the Body Domain Controller on the applicable vehicle. Before conducting the procedure, verify that the vehicle is included in the list of affected VINs.



NOTICE

A Service Action is a repair program without customer notification that is performed during the warranty period. Any dealer requesting to perform this repair outside the warranty period will require DPSM approval.

Repair status for a VIN is provided on KDealer+ (Service → Warranty Coverage → Warranty Coverage Inquiry → Campaign Information). Not completed Recall / Service Action reports are available on KDealer+ (Consumer Affairs → Not Completed Recall → Recall VIN → Select Report), which includes a list of affected vehicles.

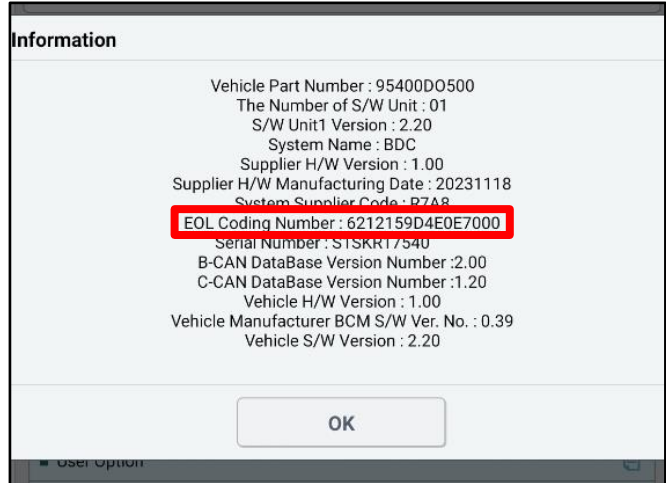
This issue number is SA603.

A printed copy is for reference only; publication information can be updated at any time. Always refer to KGIS for the latest information. After logging in kdealer.com, the newest technical publications are listed in 'Service Releases' and has the latest service information that has been released.

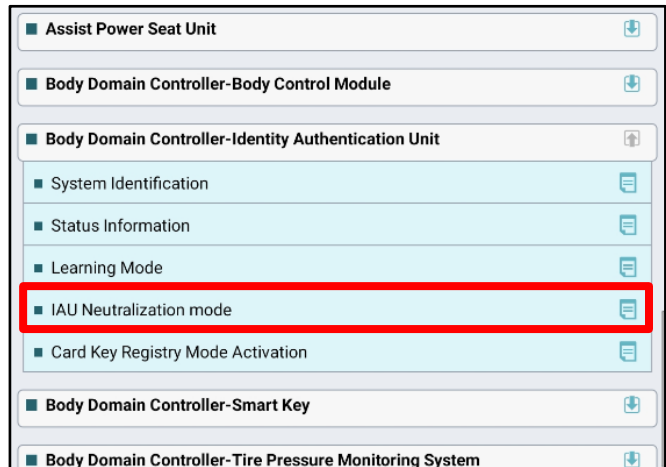
Replacement Procedure:

- Using the KDS, note the 'EOL Coding Number' by referring to "S/W Management → Body Domain Controller-Body Control Module → System Identification".

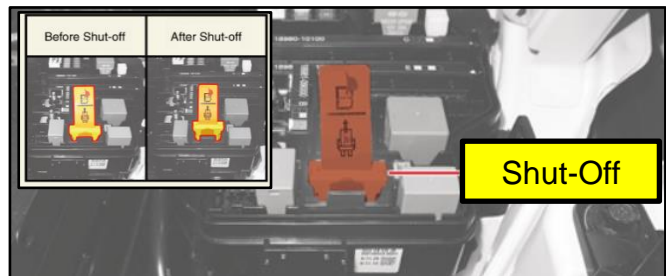
Note: The 'EOL Coding Number' will be input on step 6.



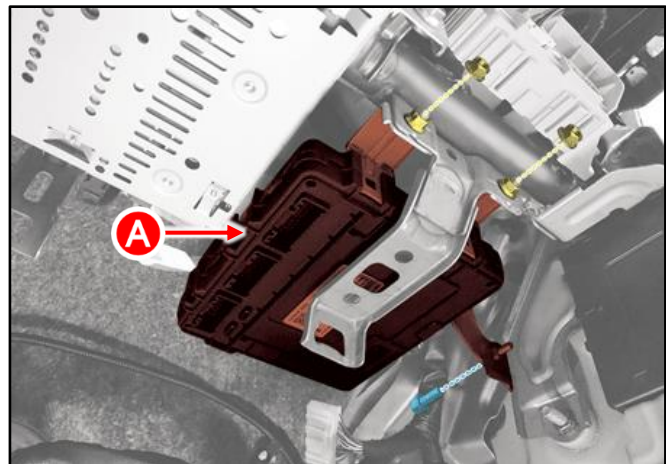
- Using the KDS, perform the **Identity Authorization Unit (IAU) Neutralization Mode** by referring to "S/W Management → Body Domain Controller-Identity Authentication Unit → IAU Neutralization Mode".



- Perform the '**High Voltage Shut-Off Procedure**' by referring to "Body Electrical System → High Voltage Shut-Off Procedures → High Voltage Shut-Off Procedures (**Steps 1-4 Only**)" in the applicable Shop Manual on KGIS.



- Replace** the Body Domain Controller (BDC) (A) by referring to "Body (Interior / Exterior / Electrical) → Security & Vehicle Ignition System → Body Domain Control Unit → Repair procedures" in the applicable Shop Manual on KGIS.



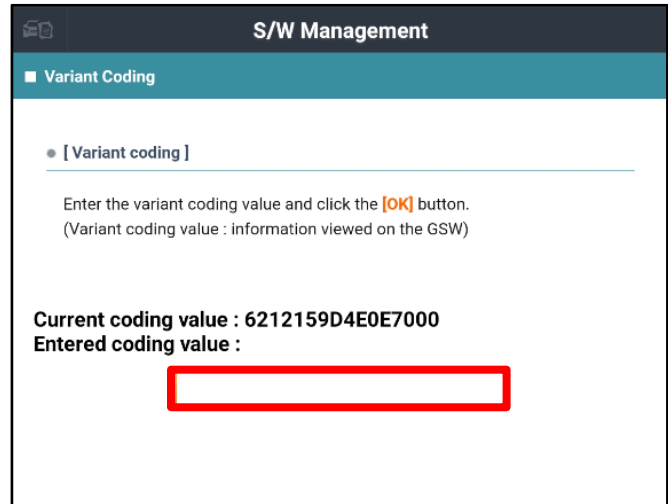
Tightening torque for nuts/bolt:
 5.8 - 8.7 lb.ft (7.8 - 11.8 N.m)

SUBJECT:

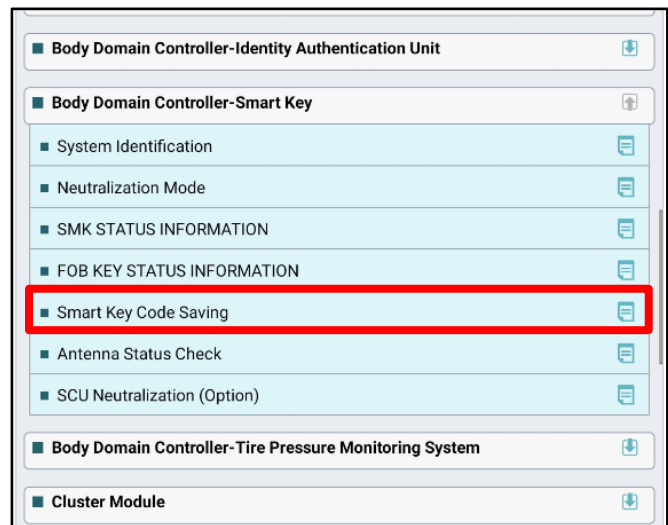
BODY DOMAIN CONTROLLER REPLACEMENT (SA603)

5. Reinstall all removed parts in reverse order of removal.

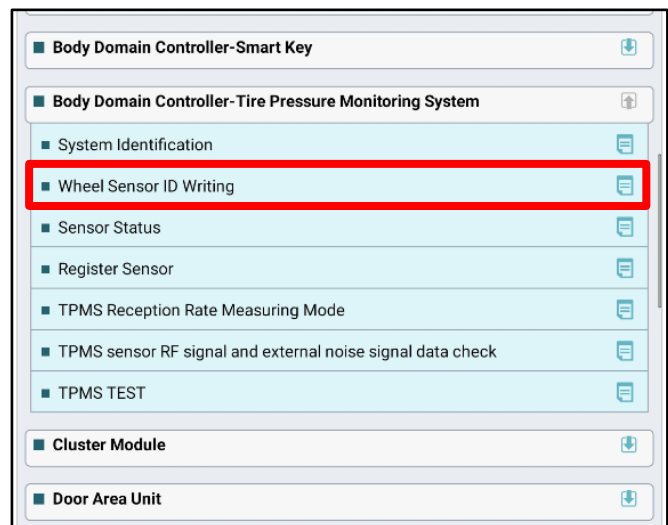
6. Using the KDS, perform the 'Variant Coding' by referring to "S/W Management → BDC-BCM → Variant Coding' and enter the 'EOL Coding Number" that was noted in step 1.



7. Using the KDS, perform Smart Key Code Saving by referring to "S/W Management → Body Domain Controller-Smart Key → Smart Key Code Saving".

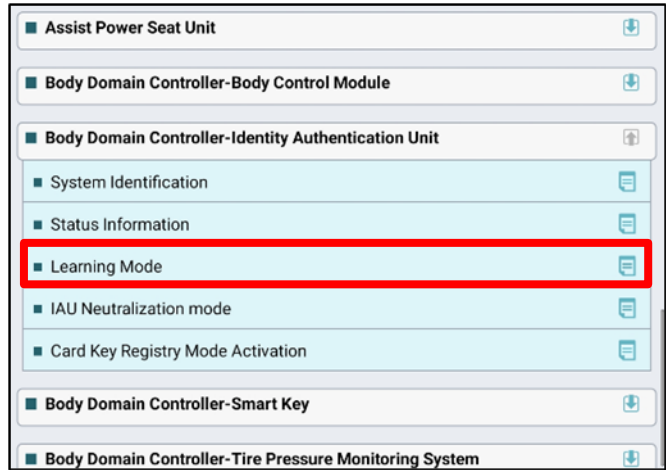


8. Using the KDS, perform Wheel Sensor ID Writing by referring to "S/W Management → Body Domain Controller-Tire Pressure Monitoring System → Wheel Sensor ID Writing".

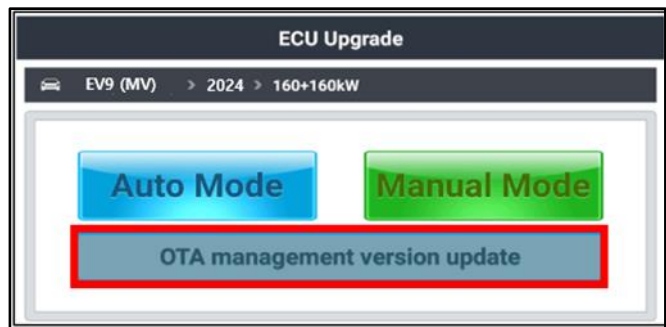


SUBJECT: **BODY DOMAIN CONTROLLER REPLACEMENT (SA603)**

- 9. Using the KDS, perform **Learning Mode** by referring to "S/W Management → Body Domain Controller-Identity Authentication Unit → Learning Mode".



- 10. Using the KDS, perform 'OTA management version update' by referring to 'S/W Management → ECU Upgrade → OTA management version update'.



- 11. Confirm normal vehicle operation.

NOTICE

If any issues occur after the BDC replacement, create a Techline Repair Assistance (RA) case.




SUBJECT:


BODY DOMAIN CONTROLLER REPLACEMENT (SA603)**AFFECTED VEHICLE RANGE:**

Model	Production Date Range
EV9 (MV)	May 03, 2024 to June 18, 2024

REQUIRED TOOL:

Tool Name	Part Number	Figure	Comments
KDS	N/A		Kia Diagnostic System

REQUIRED PART:

Part Name	Part Number	Figure	Qty.	Comments
Body Domain Controller	95400 DO500QQK		1	N/A

Note: The replacement part number will require a VIN entry for parts ordering. **DO NOT** order these parts for stocking purposes, related to this TSB. Supply is very limited. Until supply stabilizes, please confirm part availability before scheduling customers. Please be sure to expedite warranty claim filing.

WARRANTY INFORMATION:

N Code: N99 C Code: C99

Claim Type	Causal P/N	Qty.	Repair Description	Labor Op Code	Op Time	Replacement P/N	Qty.
V	95400 DO500	0	(SA603) Body Domain Controller Replacement	240135R0	1.4 M/H	95400 DO500QQK	1

Note: Manually enter sublet code 'X2' for reimbursement of one roundtrip rideshare expense or up to three (3) days of rental expense, with supporting documentation.

NOTICE

VIN inquiry data for this repair is provided for tracking purposes only. Kia retailers should reference **SA603** when accessing the KDealer+ system.

