



INSTRUCTION TO SERVICE

ITS-61191		November 5, 2024
SECTION:	219-Propulsion Drive	
WRITTEN BY:	Mark Reitz	
SUBJECT:	L9 engine idler pulley relocation	
ISSUE:	Alternator belt can jump off the idler pulley in the current pulley location.	
SUMMARY:	Performing this procedure will relocate the idler pulley and add a longer alternator belt.	


ITS-61191

Ref. NHTSA Recall No.	Ref. Transport Canada Recall No.
Not Applicable	Not Applicable

THIS ITS DOCUMENT SHOULD BE RETAINED AND REFERRED TO FOR FUTURE MAINTENANCE UNTIL THE PARTS AND/OR SERVICE MANUAL IS UPDATED TO REFLECT WORK DONE AS A RESULT OF THIS DOCUMENT. ENSURE THAT THIS DOCUMENT IS AVAILABLE FOR PARTS AND MAINTENANCE STAFF GOING FORWARD.

PROCEDURE:

1. Set park brake and chock wheels.
2. Turn the main battery disconnect switch to the "OFF" position.
3. At the rear Run Box flip the "Engine Enable" switch to OFF.
4. Remove and save the AC compressor drive belt.
5. Remove and discard the alternator belt.
6. Remove and discard the idler pulley and mounting bolt. Save the dust cover, and pulley idler shaft.



Discard Bolt

Save Dust Cover


Discard Pulley

7. It may be necessary to relocate the harness to make room for the new bracket.




Relocate this harness


8. Install the new bracket NF PN 6501183 using the new bolts NF PN 6356986 and torque bolts to 50 lb-ft.



9. Install new pulley NF PN 6360256 with new bolt NF PN 6356987 and torque bolt to 33 lb-ft.



10. Install the new alternator belt PN 6700244



11. Reinstall the AC drive belt.

12. At the rear Run Box flip the "Engine Enable" switch to ON.

13. Start the engine and observe drive belt for proper operation.



LABOUR ESTIMATE

	Operation	Number of Technician(s)	Hours	Labor Time T X HR
1	Install the idler pulley, mtg bracket, and a longer alternator belt.	1	1	1

PARTS REQUIRED

Item	Part Number	Description	Qty. per Coach	Units	Notes
1	6356986	Screw, Hex Flange HD Cap	3	ea	
2	6356987	Screw, Hex Flange HD Cap	1	ea	
3	6501183	Bracket, Idler Pulley	1	ea	
4	6700244	Belt, Drive, Alternator	1	ea	
5	6360256	Pulley, Idler	1	ea	

SPECIAL TOOLS REQUIRED

Item	Part Number	Description	Qty.	Units	Notes
1					