



GROUP	MODEL
ELE	2023-2024MY Telluride (ON) SX and SX Prestige
NUMBER	DATE
365	January 2025

TECHNICAL SERVICE BULLETIN

IDENTITY AUTHENTICATION UNIT (IAU) SEAT OPERATION LOGIC IMPROVEMENT

SUBJECT:

This bulletin provides the information to update the Identity Authentication Unit (IAU) software on 2023-2024MY Telluride (ON) SX and SX Prestige models produced from August 31, 2022, through August 23, 2024, which may exhibit unintended driver profile switching five (5) seconds after the engine is turned 'ON' in vehicles without an active Kia Connect subscription. Due to a software logic error, this may cause the driver's profile to switch resulting in the driver's seat moving five (5) seconds after the engine is turned on. Follow the procedure outlined in this publication to upgrade the IAU software for the applicable vehicle.

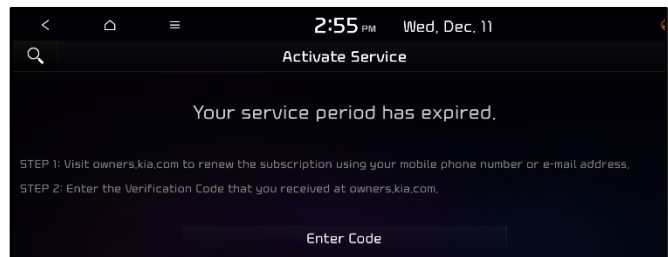


Note: This issue may affect vehicles with head units in 'Deprovisioned' modem status and vehicles sold in Massachusetts.

'Deprovisioned' Modem Status



Kia Connect Activation Notification



NOTICE

A Technical Service Bulletin is a field fix repair program without customer notification that may be performed during the warranty period. Any dealer requesting to perform this repair outside the warranty period will require DPSM approval.

A printed copy is for reference only; publication information can be updated at any time. Always refer to KGIS for the latest information. After logging in kdealer.com, the newest technical publications are listed in 'Service Releases' and has the latest service information that has been released.

ECU Upgrade Procedure:

To correct this condition, the ECU should be reprogrammed using the KDS download, as described in this bulletin.

Upgrade Event Name

778.ON PE IAU Upgrade for Seat Operation Logic Improvement


NOTICE

- Confirm a fully charged battery (12.3 volts or higher is necessary) is used or utilize a fully charged jump starter box connected to the battery.
- **Ensure the KDS GDS is sufficiently charged at 60% or higher prior to reflash.**
- All ECU upgrades must be performed with the ignition set to the 'ON' position unless otherwise stated.
- **Damaged VCI II units should not be used and promptly replaced.**
- Be careful not to disconnect the VCI-II connected to the vehicle during the ECU upgrade procedure.
- **DO NOT start the engine during ECU upgrade.**
- DO NOT turn the ignition key 'OFF' or interrupt the power supply during ECU upgrade.
- **When the ECU upgrade is completed, turn the ignition 'OFF' and wait 10 seconds before starting the engine.**
- ONLY use approved ECU upgrade software designated for the correct application.

IMPORTANT

It is recommended to ALWAYS check the Electronic Parts Catalog (EPC) to locate the ECU Part Number respective to Auto/Manual Mode ROM IDs. DO NOT reference the parts label affixed to the ECU.


[Connect the negative \(-\) terminal to the battery as shown below.](#)




SUBJECT:

IAU SEAT OPERATION LOGIC IMPROVEMENT

NOTICE

Before attempting an ECU upgrade on any Kia model, make sure to first determine whether the applicable model is equipped with an immobilizer  security system. Failure to follow proper procedures may cause the PCM to become inoperative after the upgrade and any claims associated with this repair may be subject to chargeback.

ROM ID INFORMATION TABLE:**Upgrade Event #778**

System	IMMO		ECU P/No.	ROM ID	
				Previous	New
Identity Authentication Unit (IAU)	Yes		95590 S9000	1.02	1.10

To verify the vehicle is affected, be sure to check the Calibration Identification of the vehicle's ECM ROM ID and reference the Information Table as necessary.

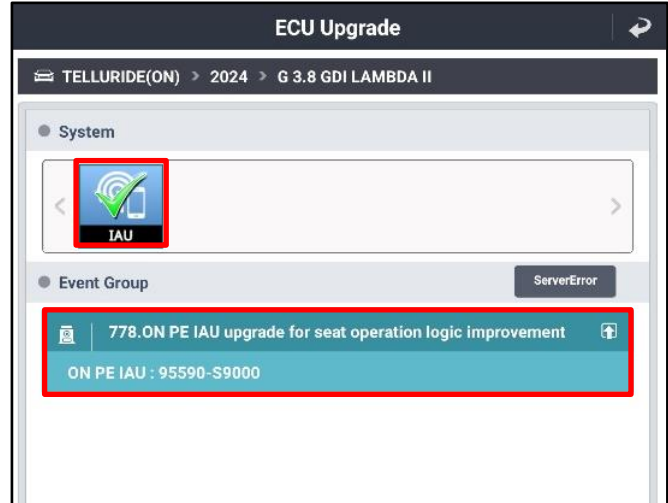
SUBJECT:

IAU SEAT OPERATION LOGIC IMPROVEMENT

Refer to [TSB SST081](#) for instructions to upgrade the 'IAU' system:

1. **UPGRADE EVENT:**

- 778.ON PE IAU Upgrade for Seat Operation Logic Improvement



Manual Upgrade Procedure:

NOTICE

The manual upgrade should ONLY be performed if the automatic upgrade fails.

If the automatic upgrade fails, turn the ignition 'OFF' for about 10 seconds then place it back in the 'ON' position to reset the control unit BEFORE performing manual upgrade.

See table below for 'Manual Mode' passwords.

Manual Mode ECU Upgrade Passwords:

Menu	Password
ON PE IAU: 95590-S9000	9000




SUBJECT:

IAU SEAT OPERATION LOGIC IMPROVEMENT

AFFECTED VEHICLE RANGE:

Model	Production Date Range
Telluride (ON)	August 31, 2022 to August 23, 2024

REQUIRED TOOL:

Tool Name	Part Number	Figure	Comments
KDS	N/A		Kia Diagnostic System

WARRANTY INFORMATION:

N Code: I14 C Code: ZZ3

Claim Type	Causal P/N	Qty.	Repair Description	Labor Op Code	Op Time	Replacement P/N	Qty.
W	39102 3LNN3	0	IAU Seat Logic Improvement	95590F00	0.3 M/H	N/A	0

