

## Technical product information

<b>Topic</b>	Testing electrical circuits - Diagnosis guidelines - Training videos
<b>Market area</b>	Bentley: worldwide (2WBE), China 796 VW Import Comp. Ltd (Vico), Beijing (6796)
<b>Brand</b>	Bentley
<b>Transaction No.</b>	2074956/2
<b>Level</b>	EH
<b>Status</b>	Approval
<b>Release date</b>	

### New customer code

Object of complaint	Complaint type	Position
vehicle service -> service, maintenance -> repair execution	service: process -> with determination of concern	
electrical power, electric system, data transfer -> power supply	functionality	
electrical power, electric system, data transfer -> battery management	functionality	
electrical power, electric system, data transfer -> power supply	visual appeal / surface	

## Vehicle data

### New Continental GT / C and New Flying Spur

#### Sales types

Type	MY	Brand	Designation	Engine code	Gearbox code	Final drive code
Z23*	2025	E		*	*	*
Z24*	2025	E		*	*	*
Z32*	2025	E		*	*	*

## Documents

Document name
<a href="#">master.xml</a>

---

**Customer statement / workshop findings**

**Workshop findings**

Technical DISS queries with extended downtime can be caused by incorrect diagnosis and testing of the vehicles electrical circuits  
 In a small number of isolated cases basic electrical faults were found to be overlooked

**Technical background**

The information within this TPI has been generated to make retailers aware of two specific videos (Figure 1)

**Advanced Vehicle Electrics - Measurements of Circuits Video**

- Voltage drop testing
- Voltage drop testing using the VAS 6356 scope

**Advanced Vehicle Electrics - Actuators & Voltage Supply Diagnosis**

- Terminal drag testing

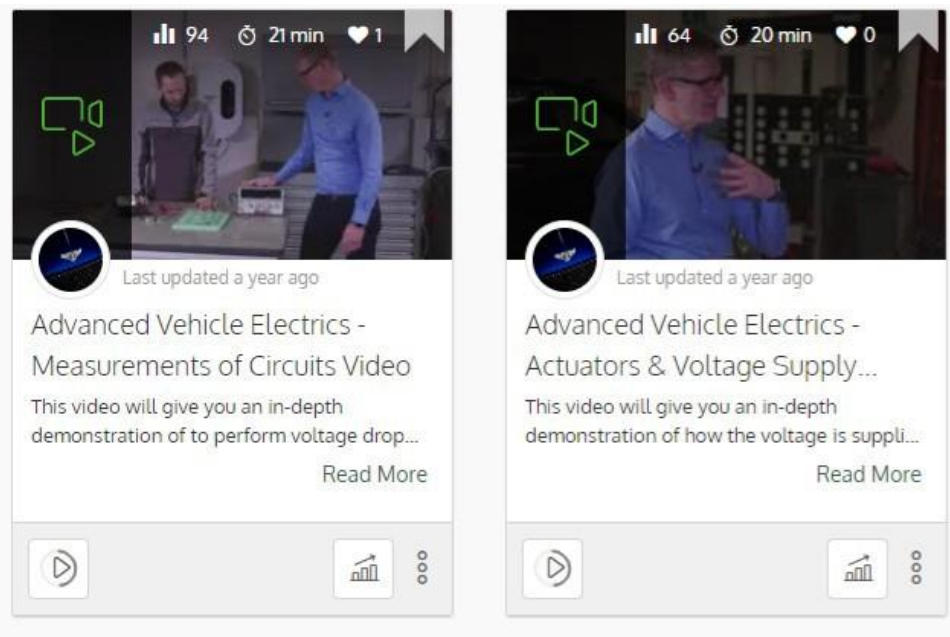


Figure 1

To view the videos the operative must navigate from the eAcademy Home page to the Digital learning Hub (instilled) as detailed below

- From the eAcademy homepage Select - Digital Learning Hub (Figure 2)



Figure 2

- Select - Growing Your Knowledge (Figure 3)

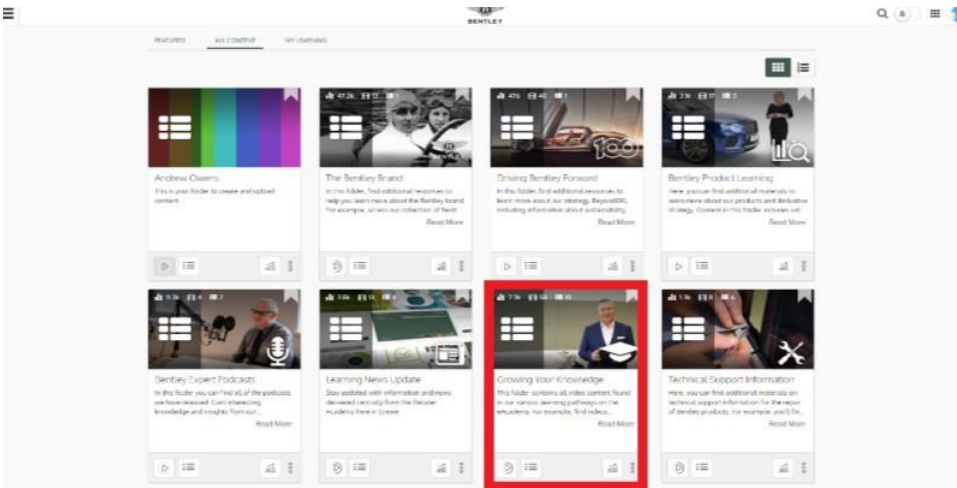


Figure 3

- Select - Technical Certifications (Figure 4)

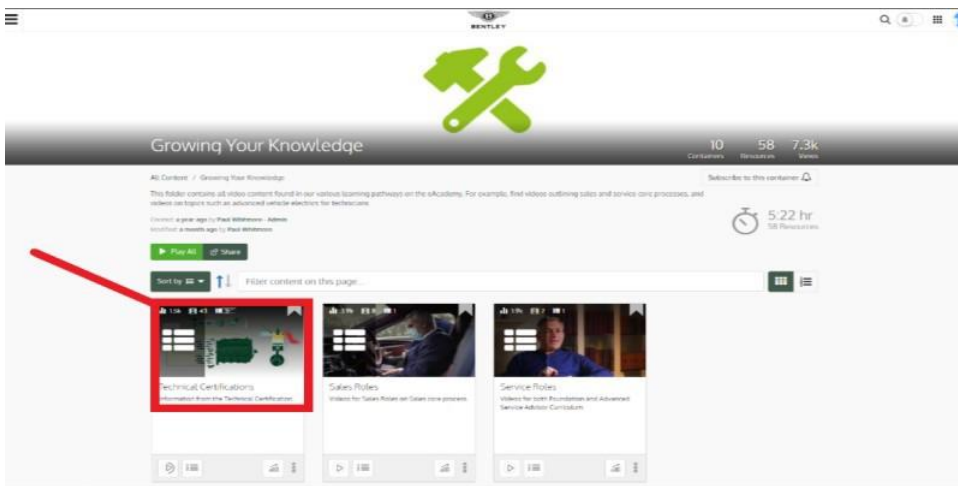


Figure 4

- Select - Advanced Vehicle Electrics (Figure 5)

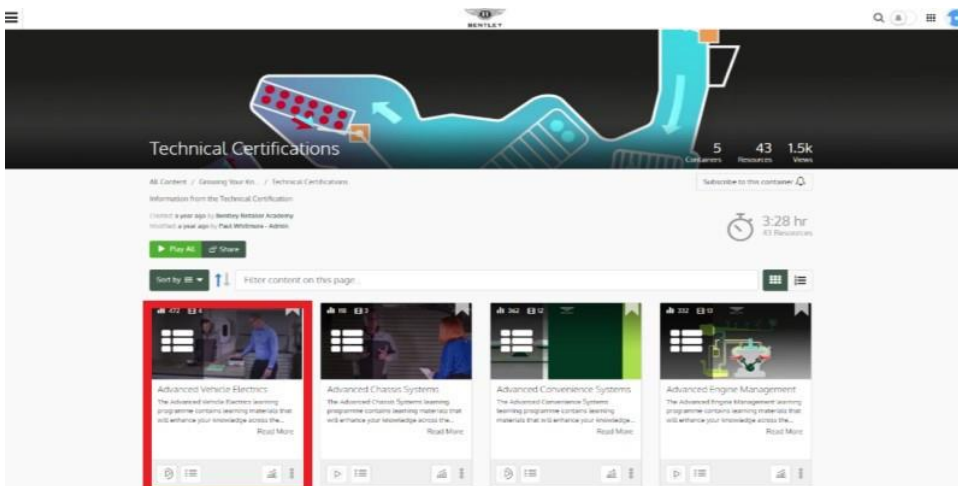


Figure 5

**NOTICE**  
 It is recommended to watch the videos from start to finish, if this is not possible please refer to the instructions below which provide details of the actual timestamp in which the required information can be viewed

**Advanced Vehicle Electrics - Measurements of Circuits Video**

- Testing voltage drop - Advanced Vehicle Electrics - Measurements of Circuits Video the operative should watch the video from **timestamp 16:00 onwards**
- Testing for voltage drop with the VAS 6356 scope - Advanced Vehicle Electrics - Actuators & Voltage Supply Diagnosis Video from **timestamp 15:46 to timestamp 18:00**

**Advanced Vehicle Electrics - Actuators & Voltage Supply Diagnosis**

- Terminal drag test - Watch the video from timestamp **18:00 through to timestamp 19:32**

## Production change

-

## Measure

Refer to the Technical background section