

Technical Service Bulletin (TSB)
Rear Selective Thrust Washer Failure

REFERENCE:	TSB: 21-054-24 REV. E GROUP: 21 - Transmission and Transfer Case	Date:	December 12, 2024	REVISION:	21-054-24 REV. D
VEHICLES AFFECTED:	2024 (D2) RAM 3500 Pickup 2024 (DJ) RAM 2500 Pickup This bulletin applies to vehicles **built on or after June 14, 2024 (MDH 0614XX) and on or before September 04, 2024 (MDH 0904XX)** equipped with the 6.7L I6 Cummins Turbo Diesel Engine (Sales Code ETL) and a 6-Spd Automatic 68RFE Transmission (Sales Code DG7).			MARKET APPLICABILITY:	
				<input checked="" type="checkbox"/> NA	<input checked="" type="checkbox"/> MEA
				<input checked="" type="checkbox"/> SA	<input type="checkbox"/> IAP
				<input type="checkbox"/> EE	<input type="checkbox"/> CH
CUSTOMER SYMPTOM:	<p>**This is a proactive RSU Repair Procedure to be performed for all Unsold vehicles not exhibiting any Diagnostic Trouble Codes (DTCs) or Customer Symptoms. The Malfunction Indicator Lamp (MIL) should not be illuminated.</p> <p>If a customer's VIN is listed in your RSU VIN list, does not have the MIL illuminated and does not exhibit any customer symptom/conditions, perform the repair.</p> <p>For all other vehicles with the MIL illuminated or exhibiting any customer symptoms/conditions, this service action does not apply. Please follow normal diagnostic and repair procedures.**</p>				
CAUSE:	Rear selective thrust bearing cracking				

This bulletin supersedes Technical Service Bulletin (TSB) 21-054-24 REV. D, date of issue December 03, 2024, which should be removed from your files. All revisions are highlighted with ****asterisks**** and include new build dates, the addition of a VIN list and updated Customer Symptom and Diagnosis sections.

This Technical Service Bulletin (TSB) has also been released as a Rapid Service Update (RSU) 24-161, date of issue December 03, 2024. All applicable RSU VINs have been loaded. To verify this RSU service action is applicable to the vehicle, use VIP or perform a VIN search in DealerCONNECT/Service Library. All repairs are reimbursable within the provisions of warranty.

REPAIR SUMMARY:

This bulletin involves replacing the transmission 4C clutch hub/reaction sun gear assembly and the 4C clutch hub/reaction sun gear assembly rear selective thrust plate/shim.

VINs identified as being involved in this campaign are currently live and searchable. **Stop Sale is in effect for the above-identified vehicles.**

NOTE: Some of the involved vehicles may be in dealer new vehicle inventory. Involved vehicles can be determined by using the VIP inquiry process.

CLAIMS DATA:

Labor Operation No:	Labor Description	Skill Category	Labor Time
21-00-19-90	Bearing, Transmission Thrust - Replace (3 - Highly Skilled)	21 - Transmission	4.2 Hrs.
Failure Code	ZZ	Service Action	

RELATED LOPS:

Labor Operation No:	Labor Description	Skill Category	Labor Time
21-00-19-67	4x4 Equipped (3 - Highly Skilled)	21 - Transmission	1.0 Hrs.
21-00-19-68	Skid Plate Equipped (3 - Highly Skilled)	21 - Transmission	0.1 Hrs.

SPARE PARTS:

Qty	Part No.	Description	Notes
1	52119771AB	Gear, Reaction Sun	
1	05013092AB	Plate Package, Planetary Thrust	Rear Selected Thrust Plate/Shim Package
6	06508406AA	Torque Converter Bolts	
8	06506497AA	Hex Flange Head Locking Bolt	Front and Rear Driveshaft Bolts
1	68433227AB	Front Driveshaft Boot Kit	
18	68218057AC	Fluid, Auto Transmission ATF+4, Quart, Standard MS 9602-F	
1	68425659AA	Gasket, Oil Pan	
15	06102403AA	Bolt, Hex flange Head M6 x 1 x 14	
1	04799964AD	Seal, Sump Filter	
1	52119645AA	Cover, Oil Pump	With Seals and O-ring
1	06504548	Screw, M6 x 1 x 30	Manual Shift Lever Bolt

DIAGNOSIS:

****If a customer's VIN is listed in your RSU VIN list, does not have the MIL illuminated and does not exhibit any customer symptom/conditions, perform the repair.**

For all other vehicles with the MIL illuminated or exhibiting any customer symptoms/conditions, this service action does not apply. Please follow normal diagnostic and repair procedures.**

SPECIAL TOOLS/EQUIPMENT:

Description	Ref. No.	Notes
Support Stand Tool	8257	
End-Play Tool Set	8266-17	
Adapter	8216	
Dial Indicator	C-3339A	
Alignment Plate	10065	
Output Shaft End-Play Socket	8266-20	
End-Play Tool Set Handle	8266B	
wiTECH or Equivalent	-	

REPAIR PROCEDURE:

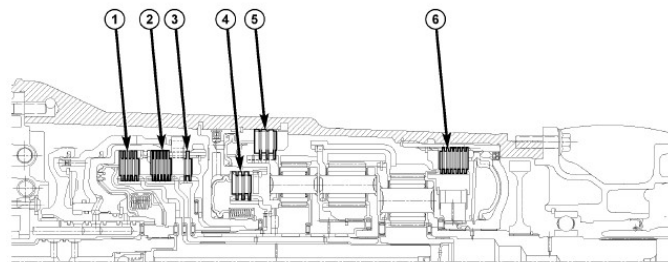
NOTE: The rear transmission end-play must be set as the 4C clutch hub/reaction sun gear is being replaced in addition to the rear selected thrust plate/shim.

CAUTION!

Tag all snap rings, thrust washer, washers, shims, spacers and thrust bearings, etc. during disassembly for quick identification and assembly. Failure to follow these instructions will cause damage and transmission failure.

NOTE: During assembly, apply trans jell or petroleum jelly to all slide portions, rolling contacts surfaces, thrust surfaces etc. to prevent burnout during initial operation. Lubricate O-rings and O-ring seals with MOPAR® ATF+4. Soak all friction disks in MOPAR® ATF+4 for at least two hours before assembly of clutch packs.

68RFE Clutch Orientation Fig. 1:



810620a

Fig. 1
68RFE Clutch Orientation

- 1 - U/D Clutch
- 2 - O/D Clutch
- 3 - Reverse Clutch
- 4 - 4C Clutch
- 5 - 2C Clutch
- 6 - L/R Clutch

1. Is the vehicle on the RSU VIN list?
 - YES >>> Proceed to [Step 2](#).
 - NO>>> This RSU bulletin does not apply. Normal diagnosis should be performed.
2. Remove the torque converter from the transmission. Refer to the detailed service procedures available in DealerCONNECT/Service Library under: Service Info> 21 - Transmission and Transfer Case / Automatic - 68RFE / Torque Converter / Removal.
3. Remove the manual shift lever from the transmission and **DISCARD** the manual shift lever bolt [Fig. 2](#).

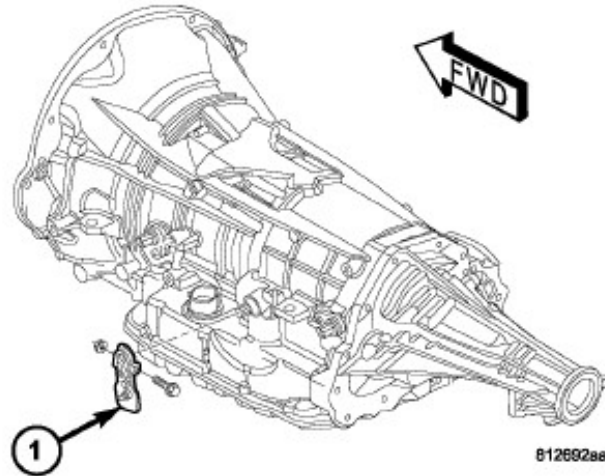


Fig. 2
Manual Shift Lever

1 - Manual Shift Lever

4. Remove the input speed sensor from the transmission case [Fig. 3](#). Refer to the detailed service procedures available in DealerCONNECT/Service Library under: Service Info> 21 - Transmission and Transfer Case / Automatic - 68RFE / Sensor, Speed, Input / Removal.

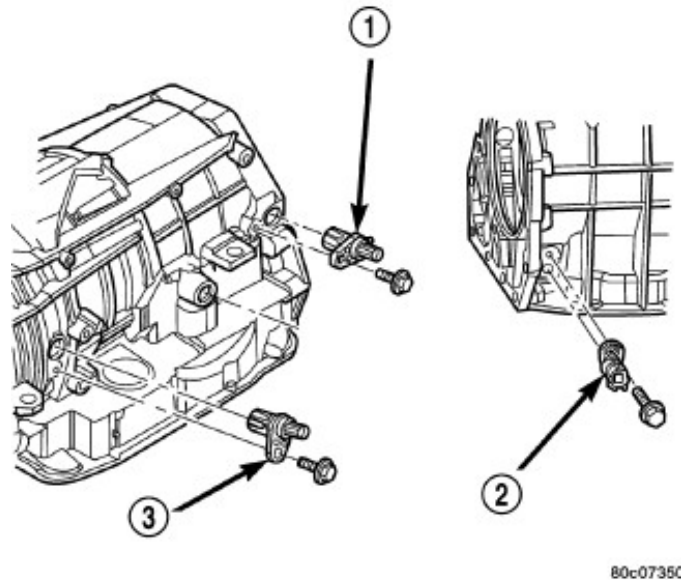
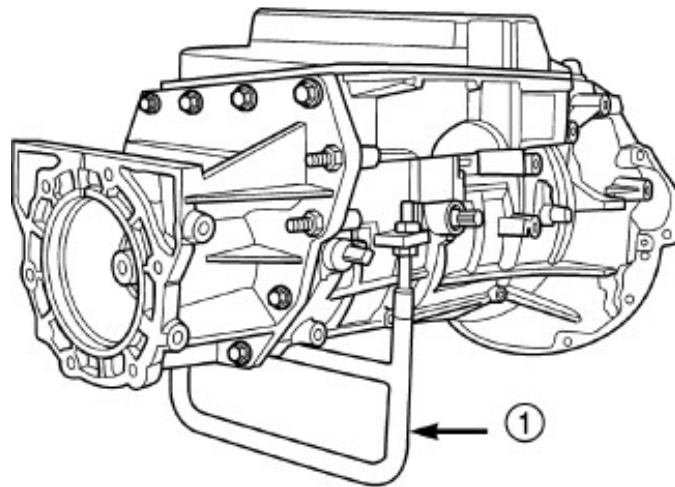


Fig. 3
Removal - Input Sensor

1 - Output Speed Sensor (Do Not Remove)
2 - Line Pressure Sensor
3 - Input Speed Sensor

5. Install Support Stand 8257 onto the transmission case Fig. 4.

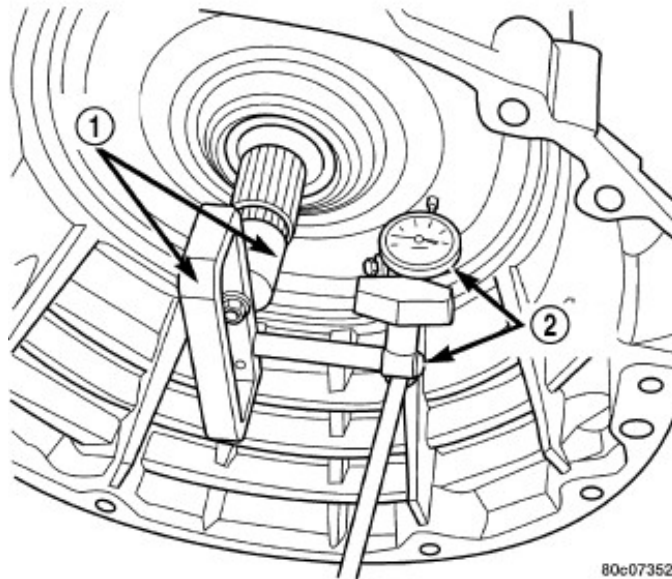


80c07351

Fig. 4
Support Stand Tool 8257

1 - Support Stand Tool 8257

6. Using Adapter 8266-17 from End-Play Tool set 8266B and Dial Indicator C-339A, measure and record the input shaft end-play Fig. 5.



80c07352

Fig. 5
Measure Input Shaft End Play

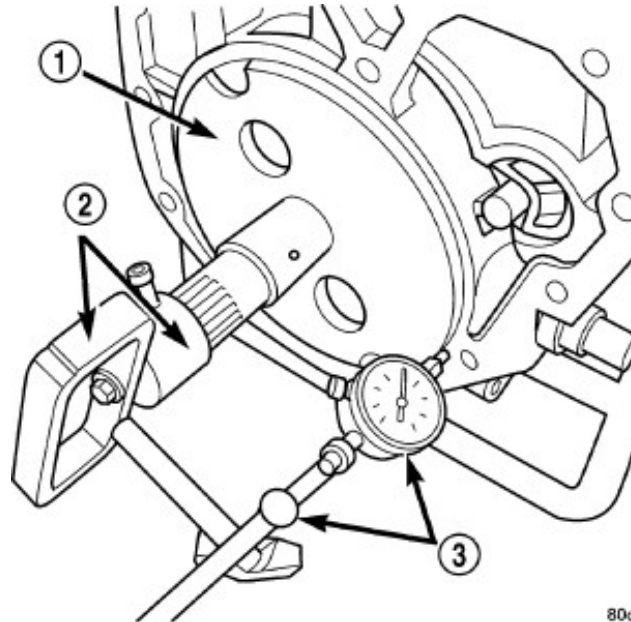
1 - End-Play Tool Set 8266-17

2 - Adapter 8216 With Dial Indicator C-3339A

NOTE: When measuring the input shaft end-play, two "stops" will be felt. When the input shaft is pushed inward and the dial indicator zeroed, the first "stop" felt when the input shaft is pulled outward is the movement of the input shaft in the input clutch housing hub. This value should not be included in the end-play measured value and therefore must be recorded and subtracted from the dial indicator reading.

NOTE: Adapter 8266-17 will fit loosely onto the input shaft, this should not effect the performance of the adapter.

7. Remove the bolts holding the transmission extension/adaptor housing to the transmission case.
8. Remove the extension/adaptor housing from the transmission case.
9. Using Alignment Plate 10065, Output Shaft End-Play Socket 8266-20, handle from End-Play Tool Set 8266B and Dial Indicator C-339A, measure and record the output shaft end-play [Fig. 6](#).



80c07353

Fig. 6
Measure Output Shaft End Play

- 1 - Tool 10065
- 2 - Tool 8266-20
- 3 - Tool C-3339A

-
10. Remove the bolts holding the transmission oil pan to the transmission case.
 11. Remove the transmission oil pan from the transmission case and **DISCARD** the oil pan gasket.
 12. Remove the valve body from the transmission case. Refer to the detailed service procedures available in DealerCONNECT/Service Library under: Service Info> 21 - Transmission and Transfer Case/Automatic/Valve Body/Removal and Installation.

13. Remove the outer snap-ring securing the transmission front cover into the transmission case [Fig. 7](#).

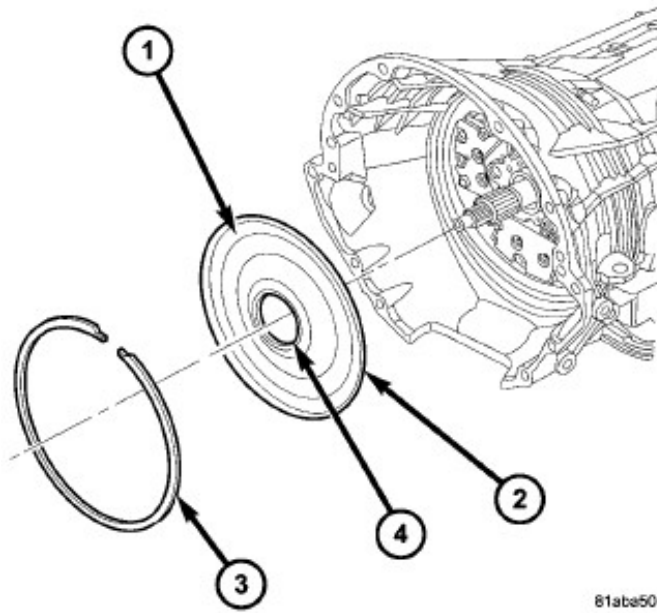


Fig. 7
Front Cover

- 1 - Front Cover
- 2 - O-Ring
- 3 - Snap Ring
- 4 - Front Cover Seal

14. Reaching through a case opening in the valve body area with a long blunted Tool, remove and **DISCARD** the transmission front cover from the transmission case [Fig. 7](#).

15. Remove the bolts holding the oil pump into the transmission case [Fig. 8](#).

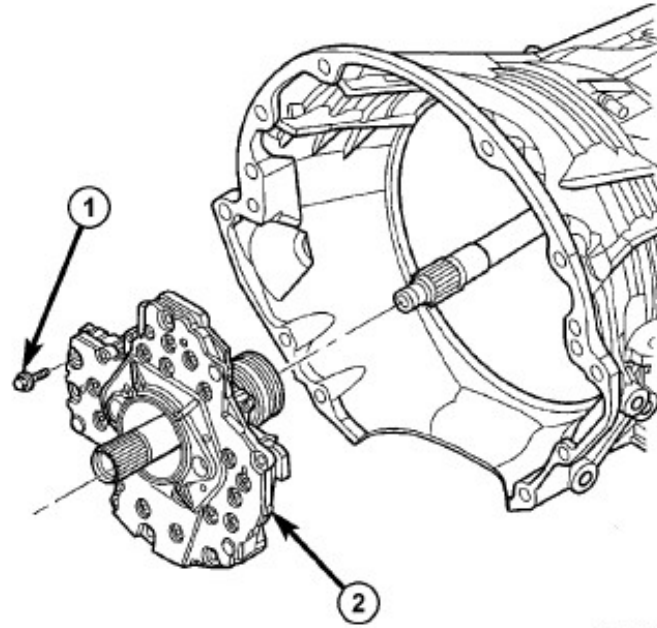


Fig. 8
Remove Oil Pump

- 1 - Oil Pump To Case Bolt
- 2 - Oil Pump

16. Remove the oil pump. Hold inward on the input shaft to prevent pulling the input clutch assembly with the oil pump [Fig. 8](#).

CAUTION!

If the input shaft is not held during oil pump removal, the input clutch assembly will attempt to move forward with the oil pump and the numbers 2, 3, or 4 bearings inside the input clutch assembly may become dislodged.

17. Remove the number one thrust bearing from the input clutch assembly [Fig. 9](#).

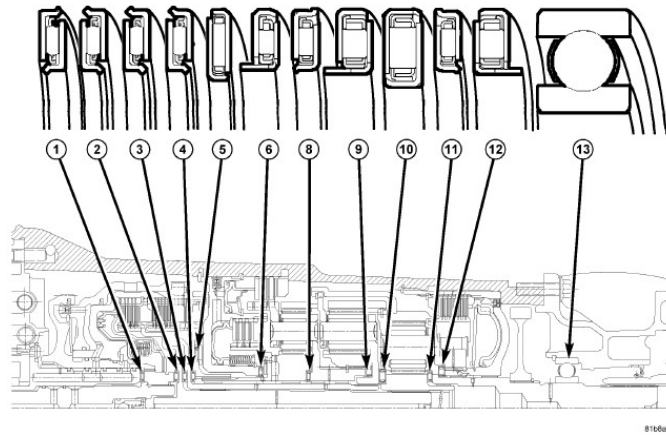


Fig. 9
68RFE Cross Sectional

- | | |
|--------------------------|----------------------------|
| 1 - Thrust Bearing No. 1 | 8 - Thrust Bearing No. 8 |
| 2 - Thrust Bearing No. 2 | 9 - Thrust Bearing No. 9 |
| 3 - Thrust Bearing No. 3 | 10 - Thrust Bearing No. 10 |
| 4 - Thrust Bearing No. 4 | 11 - Thrust Bearing No. 11 |
| 5 - Thrust Bearing No. 5 | 12 - Thrust Bearing No. 12 |
| 6 - Thrust Bearing No. 6 | 13 - Output Shaft Bearing |

18. Remove the input clutch assembly from the transmission case [Fig. 10](#).

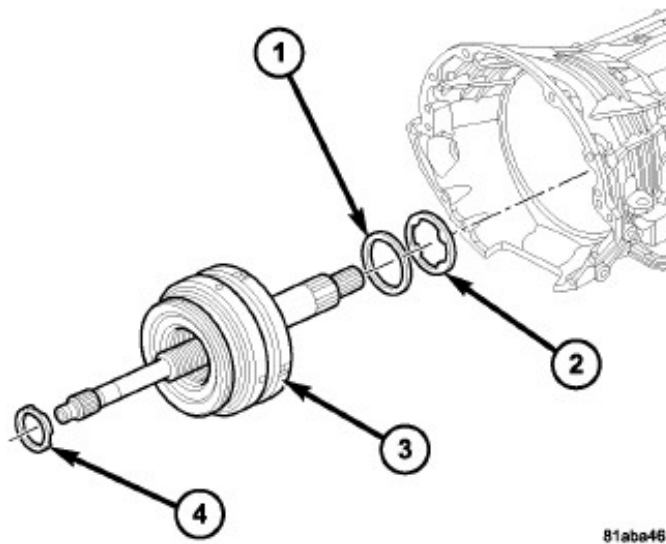
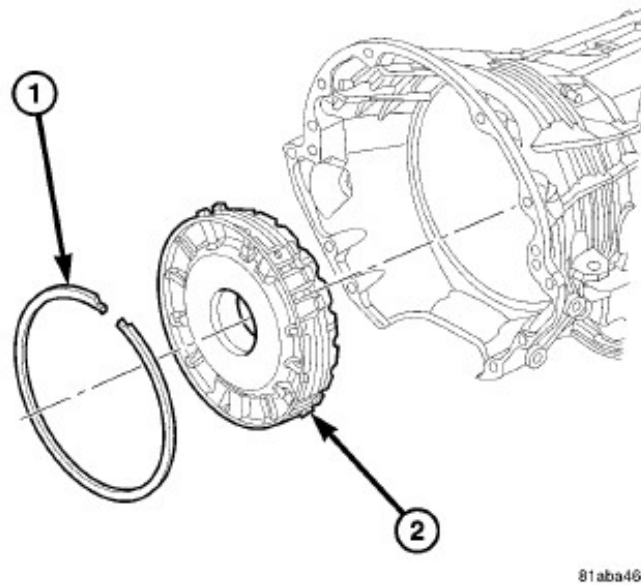


Fig. 10
Input Clutch Assembly

- | |
|-------------------------------------|
| 1 - Thrust Bearing Number 5 |
| 2 - Rear Selected Thrust Plate/Shim |
| 3 - Input Clutch Assembly |
| 4 - Thrust Bearing Number 1 |

19. Remove the number 5 thrust bearing and rear selected thrust plate/shim from the input clutch assembly, or the 4C clutch retainer/bulkhead [Fig. 10](#).

20. Remove the 2C/4C clutch retainer/bulkhead tapered snap-ring from the transmission case [Fig. 11](#).



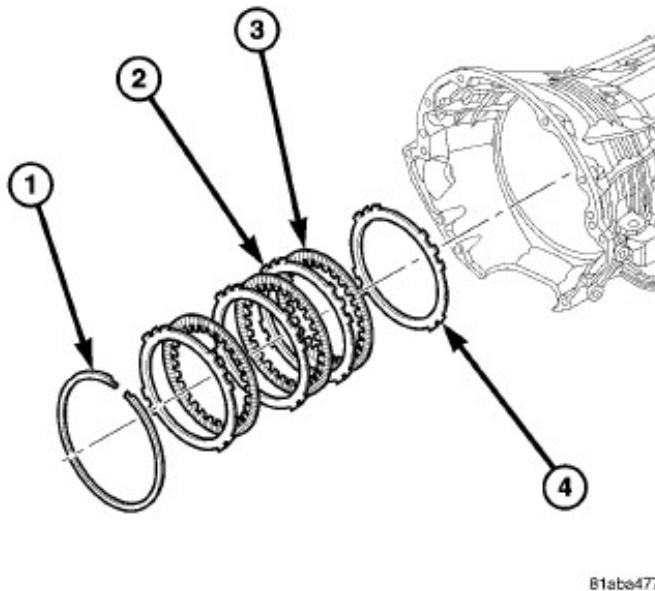
81aba46e

Fig. 11
2C/4C Clutch Retainer/Bulkhead

- 1 - Snap-Ring
- 2 - 2C/4C Clutch Retainer/Bulkhead

21. Remove the 2C/4C clutch retainer/bulkhead from the transmission case [Fig. 11](#).

22. Remove the front 2C clutch pack snap-ring from the transmission case [Fig. 12](#).



81abe477

Fig. 12
2C Clutch Pack

- 1 - Snap-Ring
- 2 - Plate
- 3 - Disc
- 4 - Reaction Plate

23. Remove the 2C clutch pack from the transmission case [Fig. 12](#).

24. Remove and **DISCARD** the rear selective thrust plate/shim from the 4C clutch hub/reaction sun gear assembly [Fig. 13](#).

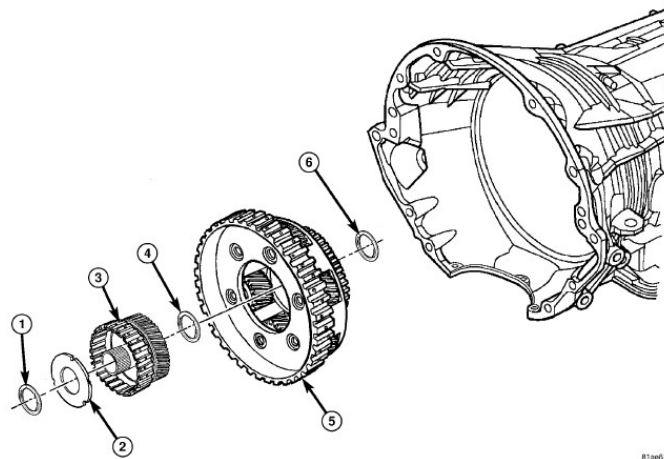


Fig. 13
Reaction Annulus And Carrier

- 1 - Thrust Bearing Number 6
- 2 - Output End Play Rear Selected Thrust Plate/Shim
- 3 - 4c Clutch Hub / Reaction Sun Gear Assembly
- 4 - Thrust Bearing Number 8
- 5 - Reaction Planetary Carrier
- 6 - Thrust Bearing Number 9

25. Remove and **DISCARD** the 4C clutch hub reaction sun gear assembly [Fig. 13](#).

26. Install the 2C reaction plate [Fig. 14](#).

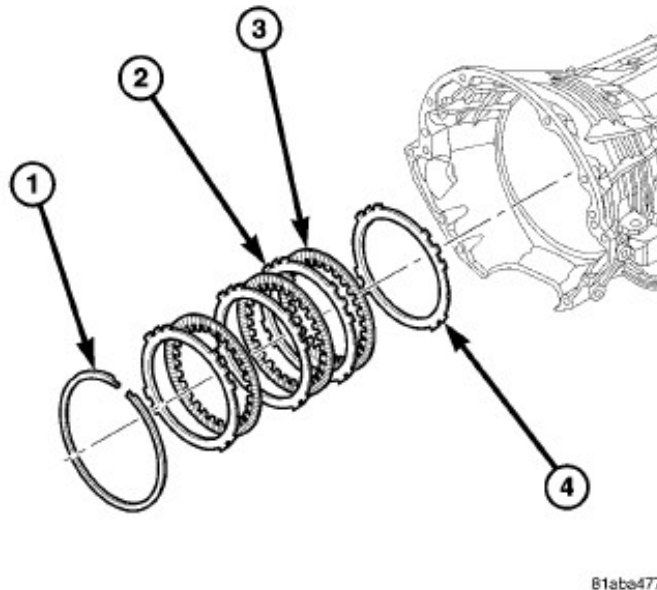


Fig. 14
2C Clutch Pack

- 1 - Snap-Ring
- 2 - Plate
- 3 - Disc
- 4 - Reaction Plate

- 27. Install the 2C clutch pack into the transmission case Fig. 14.
- 28. Install the flat 2C/4C clutch snap-ring into the transmission case Fig. 14.
- 29. Install the reaction planetary gear set.
- 30. Install the number 8 thrust bearing into the 4C clutch hub reaction sun gear assembly with the blue ink stripe against the sun gear with the inner race facing up Fig. 15.

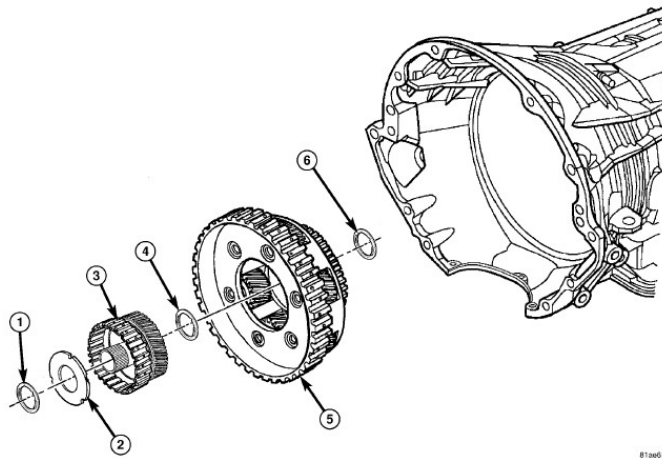


Fig. 15
Reaction Annulus And Carrier

- 1 - Thrust Bearing Number 6
- 2 - Output End Play Rear Selected Thrust Plate/Shim
- 3 - 4C Clutch Hub / Reaction Sun Gear Assembly
- 4 - Thrust Bearing Number 8
- 5 - Reaction Planetary Carrier
- 6 - Thrust Bearing Number 9

- 31. Install **NEW** output shaft rear selected thrust plate/shim onto the **NEW** 4C clutch hub/reaction sun gear assembly with the oil grooves facing the hub and the lugs and notches aligned as shown Fig. 16.

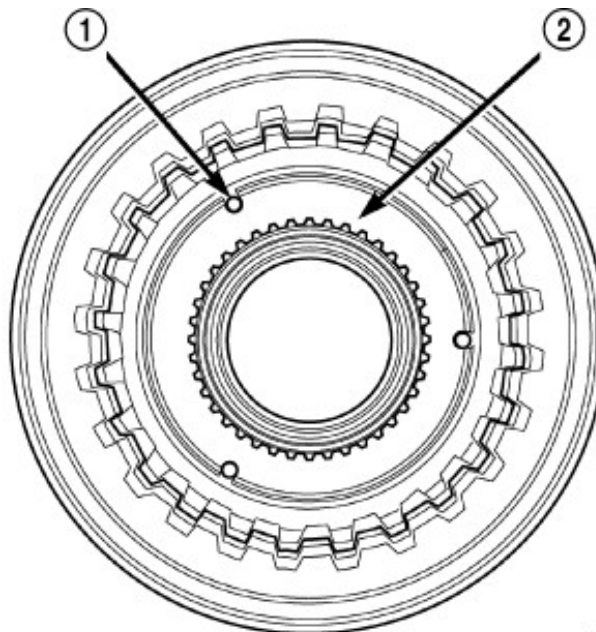


Fig. 16
Thrust Plate Alignment

- 1 - Locating Lugs
- 2 - Rear Selected Thrust Plate/Shim

NOTE: The angular spacing between the lugs/notches is not uniform.

32. Install the number 6 thrust bearing against the **NEW** output shaft rear selected thrust plate/shim with the flat side against the thrust plate/shim and the raised tabs on the inner race facing the front of the transmission [Fig. 17](#).

NOTE: Use the thinnest rear selected thrust plate/shim initially to avoid part damage. The correct and final sized end-play shim is determined in [Step 37](#).

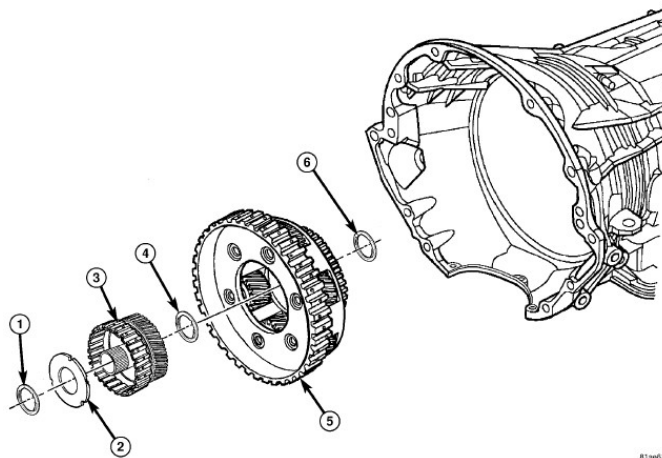


Fig. 17
Reaction Annulus And Carrier

- 1 - Thrust Bearing Number 6
- 2 - Output End Play Rear Selected Thrust Plate/Shim
- 3 - 4C Clutch Hub / Reaction Sun Gear Assembly
- 4 - Thrust Bearing Number 8
- 5 - Reaction Planetary Carrier
- 6 - Thrust Bearing Number 9

NOTE: The rear transmission end-play must be set as the 4C clutch hub/reaction sun gear assembly is being replaced in addition to the rear selected thrust plate/shim.

33. Install the **NEW** 4C clutch hub/reaction sun gear assembly into the reaction planetary gear set [Fig. 17](#).
34. Install the 2C/4C retainer/bulkhead into the transmission case [Fig. 18](#). Make sure that the oil feed holes are pointing toward the valve body area. Rotate the 4C clutch hub/reaction sun gear assembly during the installation of the 4C retainer/bulkhead to ease installation.

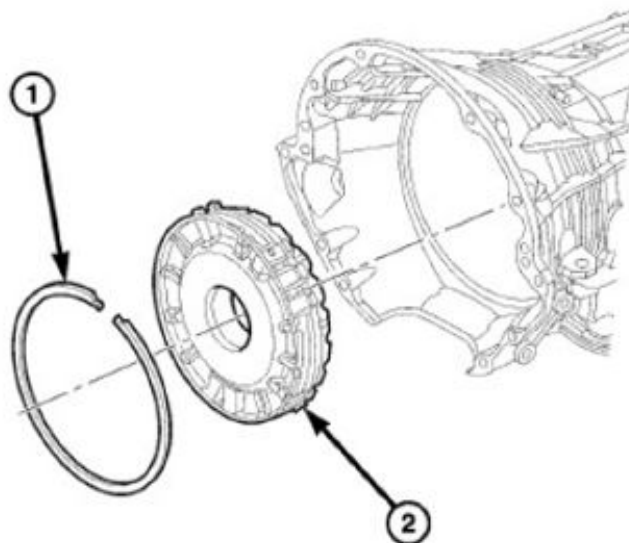



Fig. 18
4C Clutch Retainer/Bulkhead

- 1 - Snap-Ring
- 2 - 2C/4C Clutch Retainer/Bulkhead

35. Install the 2C/4C retainer/bulkhead tapered snap-ring into the transmission case with the taper toward the front of the case. Make sure that the open ends of the snap-ring are located in the case opening toward the valve body area [Fig. 19](#).



2101186203

Fig. 19
Case Opening Snap Ring Location

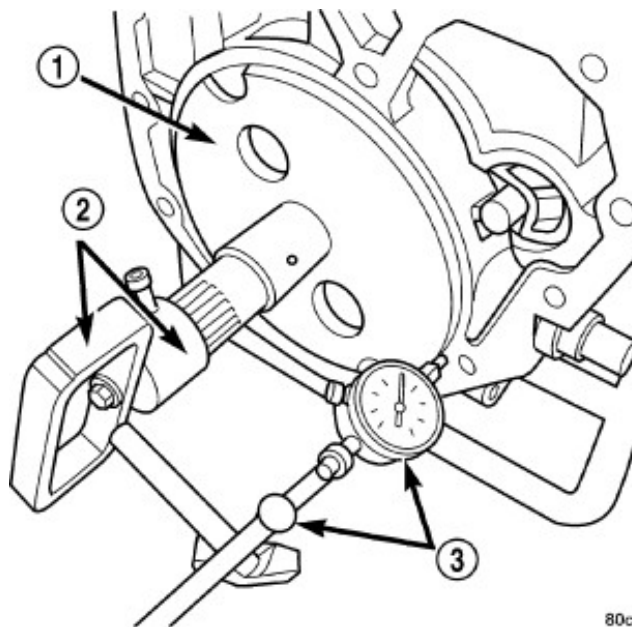
1 - Snap-Ring
2 - Case Opening

36. Air check the 2C and 4C clutch operation. Refer to the detailed service procedures available in DealerCONNECT/Service Library under: Service Info> 21 - Transmission and Transfer Case/Automatic - 68RFE - Diagnosis and Testing.
37. Using Alignment Plate 10065, Output Shaft End-Play Socket 8266-20, handle from End-Play Tool Set 8266B and Dial Indicator C-3339A, measure and record the output shaft end-play. The correct output shaft end-play is 0.25-0.52 mm (0.010-0.020 in.). Adjust as necessary by installing the chosen output shaft selective rear selected thrust plate/shim and re-measure the end-play to verify selection [Fig. 20](#).

Output Shaft End Play Rear Selected Thrust Plate/Shim Thickness:

- 09 = 2.18 mm (0.086 in.)
- 10 = 2.33 mm (0.092 in.)
- 11 = 2.48 mm (0.098 in.)
- 12 = 2.63 mm (0.103 in.)
- 13 = 2.78 mm (0.109 in.)
- 14 = 2.69 mm (0.115 in.)
- 43 = 3.08 mm (0.121 in.)
- 16 = 3.23 mm (0.127 in.)
- 17 = 3.38 mm (0.133 in.)
- 18 = 3.53 mm (0.139 in.)
- 19 = 3.68 mm (0.145 in.)

NOTE: The output shaft end play is adjusted by means of a selectable rear selected thrust plate/shim in front of the 4C clutch hub/reaction sun gear assembly. The selectable rear selected thrust plate/shim thickness is identified by a numeric numeral molded or stamped into the spacer.

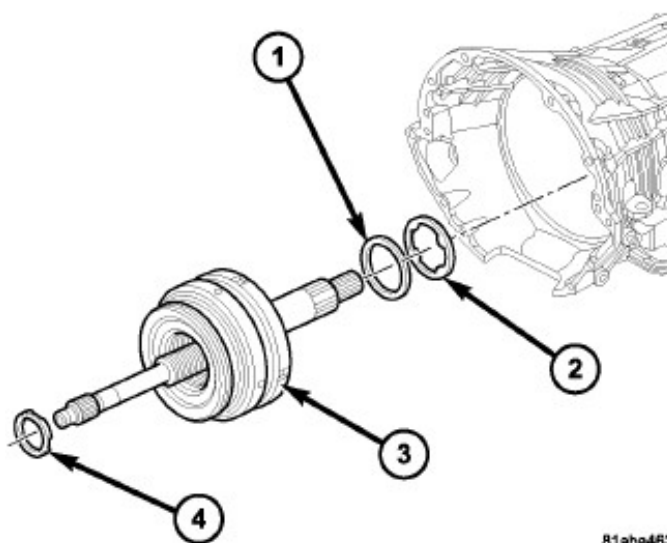


80c07353

Fig. 20
Measure Output Shaft End Play

- 1 - Tool 10065
- 2 - Tool 8266-20
- 3 - Tool C-3339A

-
- 38. Install a **NEW** transmission pan gasket and install the extension/adaptor housing onto the transmission case.
 - 39. Install and torque the bolts to 54 N·m (40 ft. lbs.) in order to hold the extension/adaptor housing onto the transmission case.



81aba463

Fig. 21
Input Clutch Assembly

- 1 - Thrust Bearing Number 5
 - 2 - Rear Selected Thrust Plate/Shim
 - 3 - Input Clutch Assembly
 - 4 - Thrust Bearing Number 1
-

40. Install the number 5 thrust bearing and the rear selected thrust plate/shim onto the input clutch assembly. Be sure that the outer race of the bearing is against the thrust plate/shim [Fig. 21](#).
41. Install the input clutch assembly into the transmission case. Make sure that the input clutch assembly is fully installed by performing a visual inspection through the input speed sensor hole. If the tone wheel teeth on the input clutch assembly are centered in the hole, the assembly is fully installed [Fig. 21](#).
42. Install the number 1 thrust bearing with the outer race up in the pocket of the input clutch assembly [Fig. 21](#).
43. Install the oil pump into the transmission case making certain the oil pump is flush with the transmission case [Fig. 22](#).

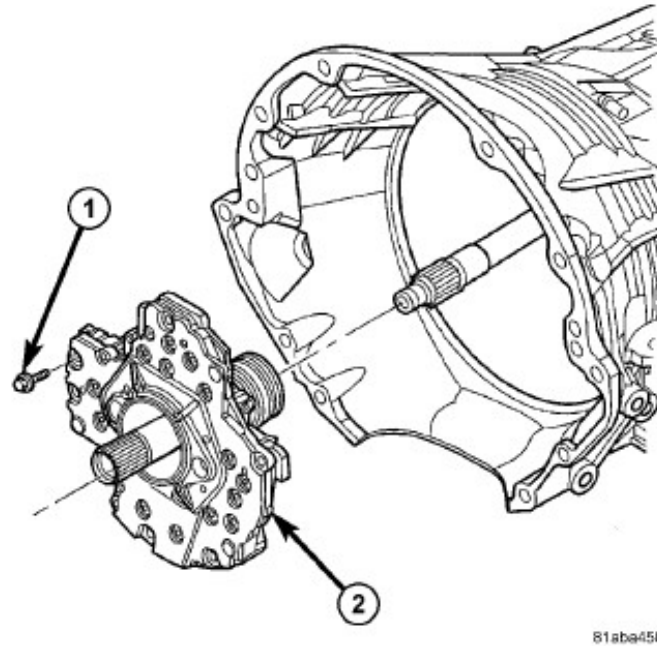


Fig. 22
Remove Oil Pump

1 - Oil Pump To Case Bolt

2 - Oil Pump

44. Install the bolts to hold the oil pump into the transmission case. Tighten the oil pump bolts to 28 N·m (250 in. lbs.) [Fig. 22](#).
45. Using Adapter 8266-17 from End-play Tool set 8266B and Dial Indicator C-339A, measure and record the input shaft end-play. The correct end-play is 0.52-0.74 mm (0.020-0.029 in.). Adjust as necessary. Install the chosen selectable rear selected thrust plate/shim on the number 5 thrust bearing and re-measure the end-play to verify selection [Fig. 23](#).

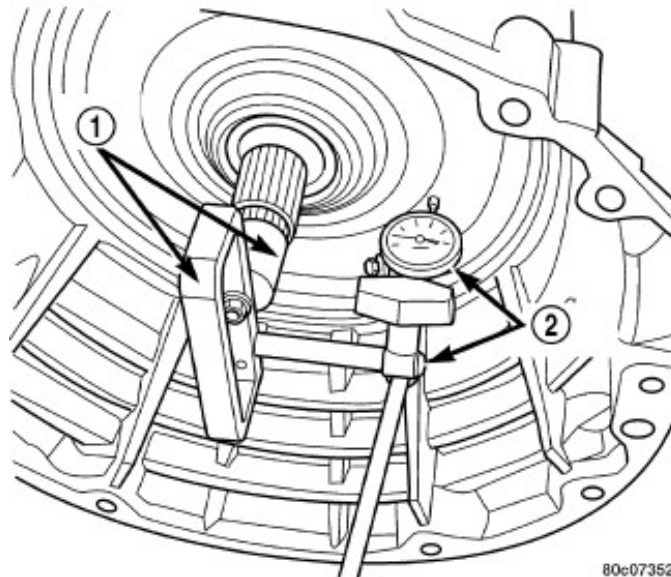


Fig. 23
Measure Input Shaft End Play

1 - Tool 8266-17

2 - Tool C-3339A

Input Shaft End Play Selectable Thrust Plate/Shim Thicknesses:

- 30 = 1.99 mm (0.078 in.)
- 31 = 2.13 mm (0.084 in.)
- 32 = 2.27 mm (0.089 in.)
- 33 = 2.41 mm (0.095 in.)
- 34 = 2.55 mm (0.100 in.)
- 35 = 2.69 mm (0.106 in.)
- 36 = 2.83 mm (0.111 in.)
- 37 = 2.97 mm (0.117 in.)

NOTE: Adapter 8266-17 will fit loosely onto the input shaft, this should not effect the performance of the adapter.

NOTE: If no input shaft end play is noted, disassemble the input clutch assembly and check for the #2, #3, or #4 thrust bearing fallen out of position or cracked. Replace any cracked thrust bearing and reassemble using trans jell or petroleum jelly to retain the thrust bearings. The selectable thrust plate/shim thickness is identified by a numeric numeral molded or stamped into the spacer.

NOTE: When measuring the input shaft end-play, two "stops" will be felt. When the input shaft is pushed inward and the dial indicator zeroed, the first "stop" felt when the input shaft is pulled outward is the movement of the input shaft in the input clutch housing hub. This value should not be included in the end-play measured value and therefore must be recorded and subtracted from the dial indicator reading.

46. Position the **NEW** front cover onto transmission case [Fig. 24](#).

NOTE: To avoid contamination and garter spring dislodgement, do not handle the front cover seal when installing the front cover into the transmission case.

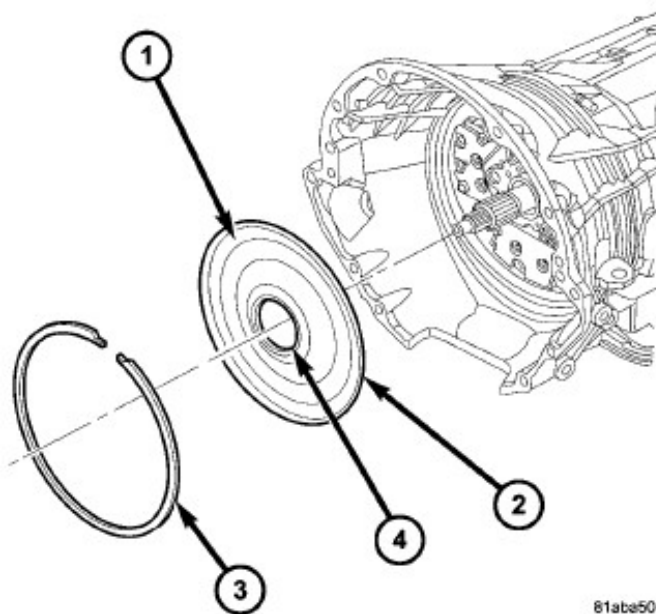


Fig. 24
Front Cover

- 1 - Front Cover
- 2 - O-Ring
- 3 - Snap Ring
- 4 - Front Cover Seal

47. Using a dead-blow mallet and the front cover installation Tool 9555, install the front cover into the transmission case [Fig. 24](#).

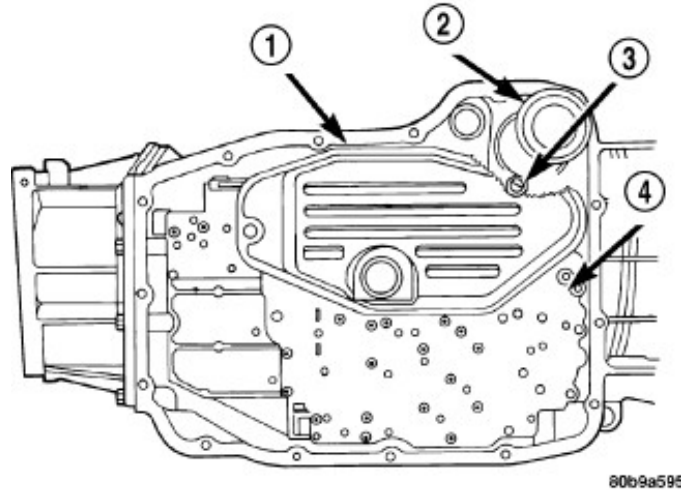
48. Install the snap ring into the transmission case [Fig. 24](#).

49. Install the valve body. Refer to the detailed service procedures available in DealerCONNECT/Service Library under: Service Info> 21 - Transmission and Transfer Case/Automatic/Valve Body/ Installation.

50. Install the primary oil filter and the oil cooler return filter [Fig. 25](#). Tighten the screw to hold the primary oil filter to the valve body to 4.5 N·m (40 in. lbs.). Using Filter Wrench 8321, tighten the cooler return oil filter to the transmission case to 9.5 N·m (84 in. lbs.).

CAUTION!

The **NEW** primary oil filter seal **MUST** be fully installed flush against the oil pump body. **DO NOT** install the seal onto the filter neck and attempt to install the filter and seal as an assembly. Damage to the transmission will result.

**Fig. 25**

Remove Primary Oil And Cooler Filters

- 1 - Primary Oil Filter
- 2 - Cooler Return Filter
- 3 - Cooler Return Filter Bypass Valve
- 4 - Valve Body

-
51. Install a **NEW** rubber gasket on the transmission pan and install the transmission oil pan. Tighten the bolts to 12 N·m (105 in. lbs.).

52. Install the input speed sensor to the transmission case [Fig. 26](#). Refer to the detailed service procedures available in DealerCONNECT/Service Library under: Service Info> 21 - Transmission and Transfer Case / Automatic - 68RFE / Sensor, Speed, Input / Installation.

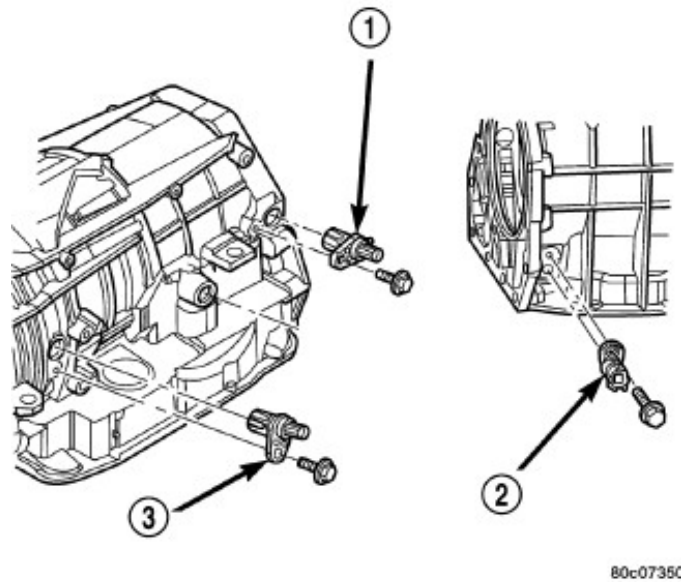


Fig. 26
Installation - Input Speed Sensor

- 1 - Output Speed Sensor (Not Removed)
- 2 - Line Pressure Sensor
- 3 - Input Speed Sensor

53. Install the manual shift lever to the transmission using a **NEW** manual shift lever bolt [Fig. 27](#). Tighten the bolt to 12 N·m (9 lbs. ft. lbs.).

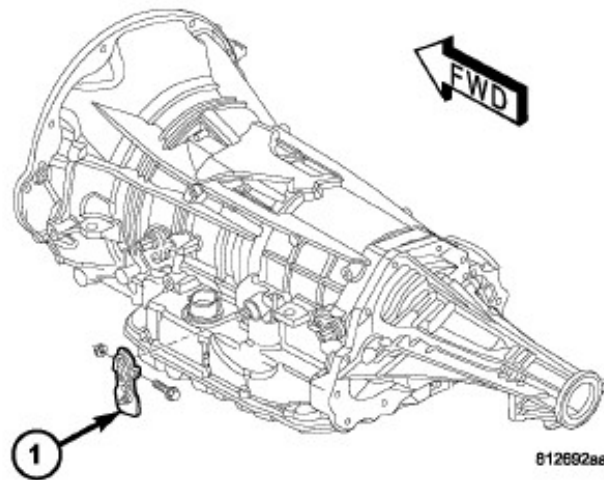


Fig. 27
Manual Shift Lever

- 1 - Manual Shift Lever

54. Install the torque converter to the transmission. Refer to the detailed service procedures available in DealerCONNECT/Service Library under: Service Info> 21 - Transmission and Transfer Case / Automatic - 68RFE / Torque Converter / Installation.
55. Using wiTECH, perform a Quick Learn Procedure.
56. Clear DTCs.

RSU VIN LIST:

RSU VIN List		
3C6UR5DL8RG341798	3C6UR5DL5RG345436	3C6UR5NL0RG328946
3C6UR5DL8RG335323	3C6UR5DL7RG345437	3C6UR5NL2RG328947
3C6UR5CL2RG334847	3C6UR5DLXRG345884	3C6UR5NL3RG328942
3C6UR5EL1RG343911	3C63R3HL1RG337358	3C6UR5NL4RG328948
3C6UR5DL9RG328557	3C63RRGL2RG335428	3C6UR5NL4RG328951
3C6UR5ELXRG336844	3C6UR5HLXRG331154	3C6UR5NL5RG328943
3C6UR5DL2RG338783	3C63RRHL2RG333791	3C6UR5NL6RG328952
3C6UR5DL3RG336959	3C63RRHL2RG335170	3C63RRHL9RG334307
3C6UR5DL3RG336962	3C63RRHL4RG335171	3C6UR5DL8RG331398
3C6UR5DL6RG335322	3C63RRGL7RG333318	3C6UR5CL8RG331922
3C6UR5DLXRG347506	3C63RRJL5RG333343	3C6UR5HL4RG331876
3C6UR5DL0RG328558	3C6UR5CL9RG329385	3C63RRALXRG334293
3C6UR5SL8RG336197	3C6UR5EL9RG332073	3C63RRGL1RG338031
3C6UR5FLXRG338818	3C63RRGL6RG333410	3C63RRGL5RG341630
3C63R3SL6RG339356	3C63RRGL8RG333411	3C63RRGL5RG360159
3C6UR5EL4RG335284	3C6UR5CL1RG336878	3C63RRGL9RG341629
3C6UR5HL1RG337893	3C6UR5CLXRG336877	3C6UR5CL1RG332605
3C6UR5HL3RG337894	3C6UR5CL2RG328515	3C6UR5CLXRG331971
3C6UR5DL8RG328470	3C6UR5CL3RG328507	3C63RRGL1RG337302
3C6UR5SL5RG336951	3C6UR5CL3RG328510	3C63RRGL3RG337298
3C63R3DL3RG337383	3C6UR5CL5RG328508	3C63RRGL5RG337299
3C63R3DL7RG337385	3C6UR5CL5RG328511	3C6UR5CL2RG330961
3C63R3DL8RG337380	3C6UR5HL3RG328533	3C6UR5FL8RG332824
3C63R3DL9RG337386	3C6UR5HL4RG328542	3C63RRHL8RG337361
3C63R3GL2RG347740	3C6UR5HL6RG328526	3C6UR5CL8RG330561
3C63R3ML8RG333880	3C6UR5HL7RG328535	3C6UR5CL5RG347558
3C6UR5DL2RG319392	3C6UR5TL0RG328495	3C6UR5NL5RG349551
3C6UR5HL1RG328479	3C6UR5TL9RG328494	3C6UR5DL7RG347284
3C6UR5SL1RG336915	3C63RRGL2RG341603	3C6UR5CL3RG330130
3C6UR5DL1RG319402	3C63RRGL6RG341605	3C6UR5DL7RG329349
3C6UR5DL2RG336838	3C6UR5FL1RG349531	3C63R3GL7RG337284
3C6UR5DL4RG336839	3C6UR5FL2RG330678	3C63R3HLXRG333373
3C6UR5DL0RG328480	3C6UR5EL0RG330695	3C6UR5FL1RG332048
3C6UR5DL0RG334828	3C6UR5CL3RG332332	3C63RRGL1RG333766
3C6UR5FL6RG334829	3C6UR5CL5RG332333	3C6UR5FL7RG341224
3C6UR5JL4RG349739	3C6UR5DL3RG329882	3C63RRGL7RG337286
3C6UR5NL7RG337823	3C6UR5HL6RG329871	3C6UR5CL8RG332861
3C6UR5DL6RG336891	3C6UR5GLXRG327767	3C6UR5FL7RG347444
3C6UR5DL0RG336904	3C63R3GL8RG335446	3C6UR5FL9RG347445
3C6UR5DL2RG336905	3C6UR5DL1RG334708	3C6UR5CL4RG336857
3C6UR5CL5RG335295	3C6UR5DL6RG334705	3C6UR5CL6RG336858
3C6UR5CL7RG335296	3C6UR5FL3RG331984	3C6UR5EL1RG336859

RSU VIN List		
3C6UR5DL3RG338761	3C6UR5DLXRG347375	3C63RRGL4RG333289
3C6UR5SL1RG338759	3C63R3HL2RG335117	3C6UR5DL1RG345935
3C6UR5EL7RG337711	3C6UR5GLXRG329003	3C6UR5CL5RG331960
3C6UR5DLXRG337011	3C6UR5NLXRG328792	3C6UR5HL9RG336958
3C6UR5FL9RG334842	3C6UR5TL6RG330610	3C6UR5CL2RG331348
3C6UR5CLXRG336815	3C6UR5EL1RG329166	3C6UR5CL0RG329338
3C6UR5HL5RG332213	3C63RRGL1RG333489	3C6UR5CL9RG329337
3C6UR5EL6RG335285	3C63RRGL7RG335425	3C6UR5EL7RG331360
3C6MR5AL0RG336972	3C63RRGL8RG333487	3C6UR5FL4RG330942
3C6UR5CL9RG336949	3C63RRGLXRG333488	3C6UR5FL6RG330943
3C6UR5DL0RG349796	3C63RRGLXRG337265	3C6UR5CL0RG331168
3C6UR5DL4RG330779	3C6UR5NLXRG345642	3C63R3EL8RG337409
3C6UR5CL5RG336933	3C6UR5CL0RG337830	3C6UR5CL9RG329984
3C6UR5CL2RG335304	3C6UR5CL2RG337831	3C63R3HL8RG335459
3C6UR5HLXRG335303	3C6UR5CL4RG337829	3C6UR5HL2RG334792
3C6UR5CL3RG335845	3C6UR5CL6RG339680	3C6UR5HL6RG330700
3C6UR5DL5RG345999	3C6UR5CL8RG339681	3C63R3NL3RG337429
3C6UR5DL3RG335309	3C6UR5CLXRG339679	3C63RRHL6RG334104
3C6UR5DL4RG343810	3C6UR5FL3RG335274	3C63RRHL8RG334105
3C6UR5DL6RG337006	3C6UR5FL5RG335275	3C63RRHLXRG334106
3C6UR5DL8RG337007	3C6UR5FL7RG335276	3C6UR5CL0RG331591
3C6UR5CL0RG336922	3C6UR5FLXRG335272	3C6UR5DL3RG331650
3C6UR5NL3RG336927	3C63R3GL8RG337388	3C6UR5CL4RG347518
3C6UR5TL6RG328467	3C6UR5GL5RG327188	3C6UR5DL6RG334719
3C6UR5SL5RG349814	3C6UR5FL3RG336957	3C6UR5HL5RG332826
3C6UR5DL5RG319399	3C6UR5HL2RG332881	3C6UR5JL0RG335255
3C6UR5DL3RG319403	3C6UR5CL1RG347475	3C6UR5JL2RG335256
3C6UR5CL1RG347556	3C6UR5CL3RG332234	3C6UR5FL3RG345920
3C6UR5DL8RG319395	3C6UR5CL3RG332640	3C63RRHL2RG337274
3C63RRHL2RG339770	3C6UR5CL6RG332230	3C6UR5EL0RG329577
3C63RRHL6RG339772	3C6UR5CL6RG347472	3C6UR5FL1RG347410
3C6UR5CL7RG337002	3C6UR5CL7RG347478	3C6UR5GL8RG332806
3C6UR5HL4RG338777	3C6UR5DL4RG347484	3C6UR5NL1RG335792
3C6UR5DL6RG319394	3C6UR5DL4RG349543	3C6UR5NL3RG335793
3C6UR5FL6RG349623	3C63RRGL4RG339609	3C6UR5NLXRG335791
3C6UR5KL0RG349624	3C6UR5CL3RG365721	3C6UR5CL5RG330663
3C6UR5EL8RG336941	3C6UR5CLXRG328732	3C6UR5CLXRG331744
3C6UR5ELXRG336942	3C6UR5DL2RG345992	3C6UR5HL4RG332610
3C6UR5DL0RG319391	3C6UR5DL4RG345993	3C6UR5HLXRG332613
3C6UR5FL9RG334856	3C6UR5FLXRG345994	3C6UR5CL6RG330185
3C6UR5DL0RG336840	3C6UR5DL4RG330412	3C6UR5CL0RG336967
3C6UR5DL2RG336841	3C6UR5DL8RG330414	3C6UR5CL2RG336968
3C6UR5DL4RG336842	3C6UR5DLXRG330415	3C6UR5CL0RG330277
3C63R3EL0RG339350	3C6UR5JL2RG335242	3C6UR5CL2RG330278

RSU VIN List		
3C63R3SL6RG335470	3C6UR5JL6RG335244	3C6UR5CL2RG330281
3C63R3SL8RG335468	3C6UR5JL8RG335245	3C6UR5CL4RG330279
3C6UR5NL6RG336954	3C6UR5DL7RG334681	3C6UR5CL4RG330282
3C63RRHL1RG350369	3C63R3CL0RG334300	3C6UR5CL5RG330274
3C6UR5DLXRG319401	3C6UR5CL1RG332801	3C6UR5CL6RG330283
3C63R3EL1RG334156	3C6UR5CL3RG332802	3C6UR5CL7RG330275
3C63R3ELXRG334155	3C6UR5SL3RG332767	3C6UR5CL9RG336871
3C6UR5DL0RG336983	3C6UR5SLXRG332765	3C6UR5CL3RG331875
3C63R3DL5RG337353	3C63R3CL1RG333866	3C6UR5CL4RG332887
3C6UR5FL4RG336997	3C63R3CL3RG333867	3C6UR5FL1RG345527
3C6UR5FL5RG336989	3C63R3CL5RG333868	3C6UR5CL2RG330801
3C63R3EL9RG344899	3C63R3CL5RG333871	3C6UR5CL6RG330803
3C6UR5FL0RG334857	3C63R3CL6RG333863	3C6UR5CLXRG330805
3C6UR5FL2RG334858	3C63R3CL7RG333869	3C6UR5DL8RG330879
3C6UR5FL4RG334859	3C63R3CL7RG333872	3C6UR5CL1RG345452
3C63RRKL3RG339768	3C63R3CL8RG333864	3C63R3JL8RG333432
3C63RRNL7RG339588	3C6UR5CL1RG332698	3C6UR5FL6RG349721
3C6UR5EL6RG336999	3C6UR5CL3RG345596	3C6UR5TL4RG332548
3C63RRHL1RG335998	3C6UR5DL0RG345585	3C6UR5EL0RG331796
3C6UR5FL0RG338066	3C6UR5FL8RG345573	3C6UR5FL1RG349559
3C6UR5FL6RG339688	3C63RRJL3RG333437	3C6UR5FL8RG349560
3C6UR5EL1RG336988	3C6UR5CL9RG330021	3C6UR5FLXRG349558
3C6UR5JL0RG336938	3C6UR5DL3RG335651	3C6UR5DL0RG332545
3C63R3DL6RG334171	3C6UR5NL1RG330060	3C6UR5DL4RG332547
3C63R3DL9RG334178	3C6UR5CL0RG345457	3C6UR5DL9RG347464
3C63R3DLXRG334173	3C6UR5CL9RG345456	3C6UR5FL4RG332352
3C6UR5EL5RG337710	3C63RRHL0RG334132	3C6UR5FL6RG332353
3C63R3CL5RG335474	3C63RRHL3RG337252	3C6UR5CL8RG330379
3C63R3DL8RG333247	3C63RRJL4RG334130	3C6UR5CL8RG330382
3C63R3EL1RG346890	3C6UR5HL4RG336964	3C6UR5DL0RG335638
3C63R3EL5RG346892	3C6UR5CL8RG330074	3C6UR5DL9RG335637
3C63R3MLXRG346873	3C6UR5CL8RG331368	3C63RRGL0RG333550
3C63R3EL4RG335995	3C6UR5DL9RG327568	3C63RRGL4RG333549
3C63R3EL6RG335996	3C6UR5FL0RG345793	3C63RRGL6RG333553
3C6UR5FL4RG339687	3C6UR5FL4RG345795	3C63RRGL8RG333554
3C6UR5FL8RG339689	3C6UR5FL5RG345790	3C63RRHL2RG333497
3C63RRHL7RG337397	3C6UR5FL9RG345792	3C63RRHL8RG333584
3C6UR5JL9RG336193	3C63RRGL3RG335423	3C6UR5DL1RG334692
3C63RRHL0RG333854	3C63RRGL5RG335424	3C6UR5CL8RG329782
3C6UR5DL7RG345518	3C63RRGL6RG337263	3C6UR5HL5RG329778
3C6UR5DL9RG345519	3C63RRGL8RG337264	3C63RRHL1RG333829
3C6UR5FL9RG343735	3C6UR5HL7RG329944	3C63RRHL4RG333467
3C6UR5CL2RG347131	3C6UR5NL7RG329916	3C6UR5CL0RG349539
3C6UR5CL4RG347132	3C63R3CL1RG333687	3C6UR5HL5RG330154

RSU VIN List		
3C6UR5CL6RG347133	3C6UR5CL0RG331560	3C6UR5TLXRG378823
3C6UR5CL8RG347134	3C6UR5CL2RG331558	3C6UR5CL5RG336883
3C6UR5FL6RG347127	3C6UR5CL5RG331554	3C63R3CL5RG334261
3C6UR5FL6RG347130	3C6UR5CL9RG331556	3C6UR5CL0RG332465
3C6UR5FL8RG347128	3C6UR5NL0RG330129	3C6UR5CL2RG332466
3C6UR5FLXRG347129	3C63RRHLXRG338043	3C6UR5DL1RG331047
3C6UR5DL7RG335247	3C6UR5CLXRG331839	3C6UR5DL1RG331050
3C6UR5DL9RG349442	3C6UR5FL0RG345552	3C6UR5DL3RG331048
3C6UR5FL5RG334661	3C63RRHL7RG346570	3C6UR5DL8RG331045
3C6UR5FL7RG334662	3C63RRHL9RG346571	3C6UR5DLXRG331046
3C6UR5FL9RG334663	3C63RRJL7RG346577	3C6UR5FL6RG331073
3C6UR5FL0RG322028	3C6UR5CL1RG331406	3C6UR5EL1RG332858
3C6UR5FL0RG324894	3C6UR5CL5RG345650	3C6UR5DL2RG332367
3C6UR5FL0RG324944	3C6UR5FLXRG345655	3C6UR5CL2RG329163
3C6UR5FL0RG324975	3C6UR5CL8RG332066	3C6UR5CL0RG336970
3C6UR5FL0RG324992	3C6UR5CL0RG332174	3C63RRGL1RG328003
3C6UR5FL0RG325026	3C6UR5CL9RG332173	3C63RRKL3RG338006
3C6UR5FL0RG336897	3C6UR5HL1RG332161	3C63RRKL4RG339598
3C6UR5FL0RG337838	3C6UR5HL3RG332162	3C6UR5CL8RG335825
3C6UR5FL0RG337869	3C6UR5JL3RG327120	3C6UR5FL5RG335826
3C6UR5FL0RG339461	3C6UR5CL2RG345685	3C6UR5CL4RG332128
3C6UR5FL0RG341159	3C6UR5CL4RG345686	3C6UR5NL8RG332176
3C6UR5FL0RG343753	3C6UR5CL6RG345687	3C6UR5TL2RG332175
3C6UR5FL1RG324886	3C6UR5DLXRG345691	3C6UR5DL8RG345513
3C6UR5FL1RG324936	3C63RRHL1RG334088	3C6UR5EL8RG332470
3C6UR5FL1RG324953	3C63RRHL3RG334089	3C6UR5FL2RG332446
3C6UR5FL1RG324967	3C63RRHLXRG334087	3C6UR5FL4RG332450
3C6UR5FL1RG325004	3C6UR5CL5RG332428	3C6UR5NL5RG335777
3C6UR5FL1RG325021	3C6UR5CL7RG332429	3C6UR5NL9RG335779
3C6UR5FL1RG334656	3C6UR5DL8RG330011	3C6UR5GL8RG335317
3C6UR5FL1RG337850	3C63RRGL1RG338014	3C6UR5GLXRG335318
3C6UR5FL1RG341168	3C6UR5FL2RG347514	3C63RRGL9RG338018
3C6UR5FL2RG322029	3C6UR5HL4RG336916	3C6UR5EL7RG335862
3C6UR5FL2RG336819	3C6UR5HL4RG330551	3C6UR5TL8RG335842
3C6UR5FL2RG345763	3C6UR5CL2RG331205	3C6UR5CL1RG347525
3C6UR5FL3RG324890	3C6UR5CL7RG331488	3C6UR5CL7RG328994
3C6UR5FL3RG324923	3C6UR5DL4RG341698	3C6UR5EL5RG331843
3C6UR5FL3RG325019	3C6UR5CL7RG330311	3C6UR5FL1RG331837
3C6UR5FL3RG336831	3C6UR5CL9RG330312	3C6UR5FL2RG331832
3C6UR5FL4RG304860	3C6UR5NL8RG330346	3C6UR5FL4RG331833
3C6UR5FL4RG316619	3C63RRHL5RG334112	3C6UR5FL6RG331834
3C6UR5FL4RG324929	3C63RRHL7RG334113	3C6UR5FL8RG331835
3C6UR5FL4RG324980	3C63RRHL9RG334114	3C6UR5FL9RG331830
3C6UR5FL4RG336823	3C6UR5CL7RG336870	3C6UR5GL0RG331889

RSU VIN List		
3C6UR5FL4RG339463	3C63R3HL9RG347071	3C6UR5GL9RG331888
3C6UR5FL4RG343741	3C63R3JL2RG334270	3C6UR5NL8RG335742
3C6UR5FL5RG304849	3C6UR5TL1RG330143	3C6UR5DL2RG347550
3C6UR5FL5RG324941	3C6UR5FL8RG332581	3C6UR5DL6RG347552
3C6UR5FL5RG325006	3C6UR5FLXRG332579	3C6UR5FL0RG332459
3C6UR5FL5RG334658	3C6UR5CL2RG336971	3C6UR5GL8RG327721
3C6UR5FL5RG336829	3C6UR5DLXRG347263	3C63RRHL5RG334224
3C6UR5FL5RG336894	3C6UR5CL3RG330967	3C63RRJL1RG338040
3C6UR5FL6RG304827	3C6UR5CL5RG330968	3C6UR5CL1RG329445
3C6UR5FL6RG304861	3C6UR5DL0RG334716	3C6UR5ELXRG331904
3C6UR5FL6RG324916	3C6UR5HL8RG331637	3C6UR5FL9RG331892
3C6UR5FL6RG324978	3C6UR5DLXRG330950	3C63R3HL1RG333889
3C6UR5FL6RG325001	3C6UR5CLXRG329993	3C6UR5CL0RG347323
3C6UR5FL6RG339464	3C6UR5DL9RG330650	3C6UR5CL2RG347324
3C6UR5FL6RG339495	3C6UR5CL1RG336945	3C6UR5CL7RG347321
3C6UR5FL6RG343787	3C6UR5DL8RG328937	3C6UR5DL3RG347315
3C6UR5FL6RG345748	3C6UR5CL1RG329560	3C6UR5DL5RG347316
3C6UR5FL6RG345751	3C6UR5CL3RG329561	3C6UR5CL9RG334814
3C6UR5FL7RG322026	3C6UR5DL4RG328580	3C6UR5DL2RG334815
3C6UR5FL7RG324911	3C6UR5FL1RG349528	3C6UR5DL8RG334818
3C6UR5FL7RG324973	3C6UR5FLXRG349527	3C6UR5FL3RG334819
3C6UR5FL7RG324987	3C6UR5DL6RG334753	3C63RRNL8RG360269
3C6UR5FL7RG325024	3C6UR5DL8RG334754	3C63R3GL6RG339611
3C6UR5FL7RG343748	3C6UR5CL3RG328913	3C6UR5CL0RG349752
3C6UR5FL7RG343779	3C6UR5CL9RG328916	3C6UR5CL4RG349754
3C6UR5FL8RG322021	3C6UR5DL9RG332883	3C6UR5CL6RG349755
3C6UR5FL8RG324934	3C6UR5CL1RG347282	3C63RRHL9RG328233
3C6UR5FL8RG324951	3C6UR5CL6RG329439	3C6UR5NL3RG335776
3C6UR5FL8RG324979	3C6UR5HL4RG329688	3C6UR5TL8RG334741
3C6UR5FL8RG324982	3C6UR5HL6RG329689	3C6UR5DL3RG332541
3C6UR5FL8RG334654	3C63RRGL0RG341616	3C6UR5FL3RG330933
3C6UR5FL8RG337859	3C63RRGL2RG337986	3C6UR5ELXRG329540
3C6UR5FL8RG337862	3C63RRGL7RG337272	3C6UR5CL5RG331392
3C6UR5FL8RG339451	3C63RRGL9RG341615	3C6UR5CL2RG329566
3C6UR5FL8RG339479	3C6UR5DL4RG334668	3C6UR5CL7RG329563
3C6UR5FL8RG343788	3C6UR5DL6RG334669	3C6UR5TL4RG330699
3C6UR5FL9RG304837	3C6UR5CL1RG330515	3C6UR5CL3RG349521
3C6UR5FL9RG324909	3C6UR5CL6RG330364	3C63RRHL4RG334084
3C6UR5FL9RG337837	3C6UR5GL1RG330458	3C63R3CL1RG333723
3C6UR5FL9RG343749	3C63RRGL9RG333644	3C63R3CLXRG333722
3C6UR5FLXRG337846	3C6UR5FL1RG332163	3C6UR5CL0RG332742
3C6UR5FLXRG337863	3C6UR5CL8RG346016	3C6UR5CL5RG332185
3C6UR5FLXRG337877	3C6UR5DL4RG335853	3C6UR5CL7RG332186
3C6UR5FLXRG338799	3C6UR5DL6RG335854	3C6UR5NL0RG331622

RSU VIN List		
3C6UR5FLXRG339483	3C6UR5FL2RG335850	3C63R3CL0RG334314
3C63R3EL6RG345055	3C6UR5FL4RG335848	3C6UR5FLXRG330461
3C63R3FL3RG335923	3C6UR5FL4RG335851	3C6UR5DL0RG345943
3C63R3FL3RG345058	3C63R3EL3RG334188	3C6UR5DL2RG345944
3C63R3FL5RG317486	3C63R3EL3RG334191	3C6UR5EL3RG329539
3C63R3FL7RG381884	3C63R3EL5RG334189	3C6UR5DL5RG349745
3C63R3FL8RG318518	3C6UR5CL8RG330110	3C6UR5FL2RG349764
3C63R3FL9RG335912	3C6UR5CLXRG330111	3C6UR5FL3RG331953
3C63R3FLXRG318519	3C6UR5SL4RG345978	3C6UR5FL4RG349765
3C63RRGL1RG347635	3C6UR5SL4RG345981	3C6UR5FL8RG349767
3C6UR5FL0RG324149	3C6UR5SL6RG345982	3C6UR5FLXRG331951
3C6UR5FL0RG324152	3C63R3HL2RG335103	3C6UR5SL3RG331957
3C6UR5FL0RG347155	3C63RRKL4RG335986	3C6UR5CL1RG329879
3C6UR5FL1RG324144	3C6UR5CL0RG329937	3C6UR5CLXRG329881
3C6UR5FL1RG324158	3C6UR5DL8RG329263	3C63R3GL4RG337985
3C6UR5FL1RG338111	3C6UR5FL4RG329872	3C63R3GL5RG337266
3C6UR5FL2RG347156	3C63RRGL3RG346518	3C63RRGL4RG335432
3C6UR5FL4RG324140	3C6UR5CL2RG330538	3C63RRGL6RG335433
3C6UR5FL4RG324154	3C6UR5CL6RG330543	3C6UR5CL7RG330826
3C6UR5FL4RG347157	3C6UR5DL8RG330624	3C6UR5FL0RG332672
3C6UR5FL5RG324132	3C6UR5CL3RG330743	3C6UR5HL0RG332376
3C6UR5FL5RG324146	3C6UR5DL2RG347340	3C6UR5DL7RG329545
3C6UR5FL5RG338113	3C6UR5DL6RG328631	3C6UR5DL9RG329546
3C6UR5FL6RG324138	3C6UR5EL1RG328650	3C6UR5DL3RG330594
3C6UR5FL6RG324141	3C6UR5ELXRG329327	3C6UR5CL0RG330764
3C6UR5FL6RG324155	3C6UR5FL0RG347348	3C6UR5CL7RG330759
3C6UR5FL6RG338105	3C6UR5FL9RG347350	3C6UR5HL0RG334807
3C6UR5FL6RG338119	3C6UR5HL2RG329303	3C6UR5HL2RG334808
3C6UR5FL6RG347158	3C6UR5TL4RG328659	3C6UR5CL4RG331965
3C6UR5FL7RG324133	3C63R3CLXRG333364	3C6UR5CL6RG331966
3C6UR5FL7RG324150	3C63R3EL9RG333403	3C6UR5DL0RG328592
3C6UR5FL7RG338114	3C63R3PL2RG347642	3C6UR5FL6RG331963
3C6UR5FL8RG324139	3C63R3RL0RG335096	3C63RRGL1RG333945
3C6UR5FL8RG324142	3C63R3RL2RG335097	3C63R3HL4RG334194
3C6UR5FL8RG347159	3C63RRHL9RG333397	3C6UR5DL7RG331974
3C6UR5FLXRG324143	3C63RRJL2RG333414	3C6UR5CL0RG335835
3C6UR5FLXRG324157	3C63RRPL1RG335100	3C63R3CL0RG337357
3C6UR5SL0RG324173	3C63RRRL0RG335098	3C63R3CL9RG333937
3C6UR5SL0RG341684	3C6UR5FL8RG345735	3C6UR5CL3RG329138
3C6UR5SL1RG324165	3C6UR5DL5RG332086	3C63R3JL2RG335144
3C6UR5SL1RG324179	3C6UR5FL2RG332088	3C6UR5CL7RG331197
3C6UR5SL3RG324166	3C6UR5DL2RG345507	3C6UR5CL7RG334729
3C6UR5SL4RG324175	3C6UR5DL4RG345508	3C63RRALXRG335475
3C6UR5SL5RG324167	3C63RRHL4RG346560	3C6UR5FL0RG335832

RSU VIN List		
3C6UR5SL5RG324170	3C63RRJLXRG346556	3C63R3EL1RG335999
3C6UR5SL6RG324176	3C6UR5FL8RG332354	3C63RRGL4RG333745
3C6UR5SL7RG324123	3C63RRHL8RG334136	3C63RRGL9RG333742
3C6UR5SL7RG324168	3C63RRHLXRG334137	3C63RRGLXRG333748
3C6UR5SL7RG324171	3C6UR5DL2RG334832	3C63RRHL2RG333757
3C6UR5SL8RG324177	3C6UR5DL4RG334833	3C63RRHL3RG336005
3C6UR5SL9RG324124	3C6UR5FL5RG345692	3C63RRHL5RG336006
3C6UR5SL9RG324169	3C6UR5FL7RG345693	3C63RRHL7RG336007
3C6UR5SL9RG324172	3C6UR5HL7RG331998	3C63RRHL9RG336008
3C6UR5SLXRG324164	3C63RRHLXRG334073	3C63RRRL8RG336001
3C6UR5SLXRG324178	3C63RRGL9RG335443	3C6UR5CL0RG332109
3C6UR5CLXRG335194	3C6UR5FL2RG383641	3C6UR5DL2RG330201
3C63R3CL1RG335214	3C6UR5FL9RG383877	3C6UR5GL7RG330254
3C63R3CL3RG335215	3C6UR5DL5RG335831	3C6UR5CL1RG329848
3C63R3CL5RG335216	3C63RRJL0RG334240	3C6UR5EL1RG329846
3C6UR5DL9RG330857	3C63RRJL2RG334241	3C63RRHL9RG333271
3C6UR5FL1RG330915	3C63RRJL6RG334243	3C6UR5CL2RG331012
3C6UR5FL3RG330916	3C63RRJL8RG334244	3C63R3DL1RG335440
3C6UR5FL5RG330917	3C6UR5CL2RG345718	3C63R3DL3RG335441
3C6UR5FLXRG330914	3C6UR5CL4RG345719	3C63R3DL5RG335439
3C63R3CL8RG334092	3C6UR5CL5RG345714	3C6UR5HL4RG332817
3C63RRGL6RG341619	3C6UR5CL7RG345715	3C6UR5HL6RG332818
3C6UR5DL2RG334698	3C6UR5CL8RG345707	3C63RRGL4RG333907
3C6UR5DL4RG330314	3C6UR5DL1RG345868	3C63RRGL9RG339587
3C6UR5DL4RG334699	3C6UR5DLXRG345867	3C6UR5FL0RG332431
3C6UR5FL8RG331916	3C6UR5FL0RG345857	3C6UR5FL6RG345474
3C63R3GL3RG333345	3C6UR5FL8RG345850	3C6UR5FL2RG341227
3C63R3GL4RG333242	3C6UR5HL4RG329660	3C63R3CL5RG335152
3C6UR5CL9RG329497	3C63RRHL4RG346655	3C6UR5CL4RG336874
3C6UR5DL0RG332531	3C63RRHL6RG346656	3C63R3GL2RG335426
3C6UR5DL1RG329525	3C6UR5DL4RG332726	3C6UR5CL2RG330023
3C6UR5DL4RG329471	3C6UR5DL8RG332728	3C6UR5PL7RG329198
3C6UR5DL6RG329522	3C6UR5DL1RG329766	3C63R3GL0RG339605
3C6UR5FL0RG332557	3C6UR5HL0RG331986	3C63R3GL2RG339606
3C6UR5SL8RG329492	3C63R3DL8RG347648	3C63R3GL9RG339604
3C6UR5TL1RG334712	3C63R3HL1RG333777	3C63R3HL6RG335122
3C63R3EL5RG333902	3C63R3HL8RG333775	3C63R3HLXRG335124
3C63R3HL4RG334227	3C63R3HLXRG333776	3C6UR5CL4RG331612
3C63R3HL4RG335135	3C6UR5FL2RG349649	3C6UR5CL8RG331614
3C63R3JL2RG334236	3C6UR5CL1RG347511	3C63R3HL8RG346932
3C63R3JL4RG334237	3C6UR5CL0RG334846	3C6UR5DL3RG334760
3C63R3CL4RG333893	3C6UR5CL5RG334843	3C6UR5CL5RG332140
3C63R3CL6RG333894	3C6UR5EL5RG331924	3C6UR5DL5RG331231
3C63R3CL4RG333957	3C6UR5EL7RG331925	3C6UR5CL2RG331642

RSU VIN List		
3C63R3CL6RG333958	3C6UR5FL8RG332273	3C63RRGL5RG333933
3C63R3CL6RG333961	3C63RRJL1RG334103	3C6UR5CL8RG345447
3C63R3CL8RG333959	3C63RRHL9RG334162	3C6UR5DL4RG349476
3C63R3GL0RG338003	3C6UR5DL0RG334747	3C6UR5HL1RG329941
3C63R3GL2RG338004	3C6UR5DL3RG328487	3C63RRHL1RG337346
3C63RRGL9RG337340	3C63R3CL5RG335118	3C6UR5HL4RG331702
3C6UR5EL9RG329187	3C63R3CL6RG333569	3C63R3DL8RG333913
3C6UR5CL8RG349725	3C63R3CL8RG334075	3C63RRHL4RG334070
3C63R3CL8RG334044	3C63RRHLXRG350452	3C63RRHL8RG334069
3C6UR5JL3RG335251	3C63RRHLXRG333537	3C6UR5SL0RG332189
3C63RRHL1RG334141	3C6UR5HL1RG328711	3C63R3JL3RG334018
3C63RRHL5RG334143	3C6UR5HL3RG328712	3C6UR5FL4RG332805
3C6UR5FL4RG341701	3C6UR5CL6RG328551	3C6UR5SL8RG332800
3C6UR5CL4RG335319	3C6UR5CL8RG328549	3C6UR5ELXRG331028
3C6UR5DL8RG345561	3C63R3GL6RG333663	3C6UR5CL8RG329488
3C63RRHLXRG333988	3C63R3HL2RG333657	3C6UR5DL4RG329406
3C6UR5CL2RG347467	3C6UR5TL9RG329421	3C6UR5CL7RG345634
3C6UR5NLXRG345656	3C63RRGL0RG333385	3C6UR5DL0RG345635
3C63R3HL4RG337323	3C63RRGL2RG333386	3C6UR5FL5RG347300
3C63R3HL8RG337325	3C63RRHLXRG333697	3C6UR5CL0RG330103
3C6UR5DL3RG331258	3C6UR5CL3RG330998	3C63RRRL9RG333298
3C6UR5DL3RG335701	3C6UR5CL6RG331000	3C6UR5CL1RG330157
3C6UR5DL5RG335702	3C6UR5DL8RG331062	3C6UR5CL3RG330158
3C6UR5HL7RG330219	3C6UR5DLXRG331063	3C6UR5FL1RG345933
3C6UR5CL8RG331287	3C6UR5EL7RG330984	3C6UR5FL3RG345903
3C6UR5DL7RG332252	3C6UR5CL4RG345493	3C6UR5FL7RG345905
3C6UR5SL7RG332819	3C6UR5CL6RG345494	3C6UR5FL9RG345906
3C6UR5CL7RG330874	3C6UR5CL9RG345490	3C6UR5DL7RG334793
3C63RRGL1RG337994	3C6UR5HL0RG349484	3C6UR5CL2RG329826
3C6UR5CL0RG331459	3C6UR5CL0RG332739	3C6UR5CL3RG329057
3C6UR5CL9RG347448	3C6UR5CL8RG349711	3C6UR5CL4RG329052
3C6UR5CL4RG335840	3C6UR5FL7RG349713	3C6UR5CL8RG329054
3C6UR5CL6RG335841	3C6UR5CL0RG331753	3C6UR5EL1RG329006
3C6UR5CL1RG331311	3C6UR5CL2RG331754	3C6UR5JL7RG335267
3C6UR5CLXRG331310	3C6UR5CL9RG331752	3C6UR5JL9RG335268
3C6UR5TL5RG347303	3C6UR5SL9RG331686	3C63R3CL2RG337344
3C6UR5TL9RG347921	3C63R3EL8RG333375	3C6UR5DL2RG349654
3C6UR5DL5RG330676	3C6UR5DL5RG343895	3C6UR5FL5RG346003
3C6UR5DL3RG331647	3C6UR5DL6RG343890	3C63RRHL3RG334139
3C6UR5DL7RG331649	3C6UR5DL6RG331884	3C63R3GL1RG333862
3C6UR5CL5RG346006	3C6UR5FL8RG345640	3C63R3GLXRG333861
3C63RRGL4RG333759	3C6UR5DLXRG329359	3C63R3HL3RG335093
3C6UR5CL2RG329132	3C6UR5CL0RG329081	3C63R3JL7RG338038
3C6UR5CL0RG331011	3C6UR5CL0RG330926	3C6UR5CL4RG335305

RSU VIN List		
3C6UR5CL4RG329133	3C6UR5CL3RG329088	3C63RRGL0RG333841
3C6UR5CL7RG331006	3C6UR5CL9RG329080	3C63RRGL3RG335471
3C6UR5CL8RG331127	3C6UR5CLXRG329086	3C6UR5CL3RG332346
3C6UR5CL9RG331007	3C6UR5CLXRG330920	3C6UR5DL0RG332724
3C6UR5CL9RG331010	3C6UR5DL5RG349504	3C6UR5DL9RG332723
3C6UR5CLXRG331128	3C6UR5EL3RG330013	3C63R3SL8RG347118
3C6UR5DL0RG331122	3C6UR5EL5RG330014	3C6UR5HL5RG343888
3C6UR5CL0RG330053	3C6UR5EL7RG330015	3C6UR5CL2RG330524
3C6UR5FL0RG330033	3C6UR5EL9RG330016	3C63RRJL8RG334082
3C6UR5CL1RG332510	3C6UR5GL0RG329012	3C6UR5FL6RG332370
3C6UR5CL2RG331141	3C6UR5GL2RG329013	3C6UR5CL6RG332521
3C6UR5CL3RG332511	3C6UR5GL4RG329014	3C6UR5CL8RG332519
3C6UR5CL4RG331139	3C6UR5HL0RG328750	3C6UR5NL7RG335781
3C6UR5CL4RG332517	3C6UR5CL0RG329601	3C6UR5FL3RG332021
3C6UR5CL5RG332509	3C6UR5CL0RG345586	3C6UR5CL1RG329784
3C6UR5CL5RG332512	3C6UR5CL2RG329602	3C6UR5CL5RG329786
3C6UR5CL7RG332513	3C6UR5CL4RG345591	3C63R3CL3RG333741
3C6UR5CL9RG332514	3C6UR5CL6RG345589	3C63RRHL0RG333739
3C6UR5HL1RG332032	3C6UR5CLXRG347295	3C6UR5CL5RG331098
3C6UR5NLXRG330493	3C6UR5FL1RG345625	3C6UR5CL8RG330334
3C6UR5DL0RG330388	3C6UR5FL4RG345618	3C6UR5CLXRG331095
3C6UR5CL5RG332106	3C6UR5FL4RG345621	3C63RRHL0RG334051
3C6UR5CL7RG332107	3C6UR5FL8RG345623	3C63RRHL1RG334057
3C6UR5CL9RG332108	3C6UR5GL6RG329631	3C63RRHL2RG333788
3C6UR5HL4RG332090	3C6UR5TL8RG329586	3C63RRHL2RG334052
3C6UR5HL6RG332091	3C6UR5DL5RG330953	3C63RRHL3RG333928
3C6UR5CL1RG328585	3C6UR5DL7RG330954	3C63RRHL3RG334058
3C6UR5CL3RG328586	3C6UR5DL9RG330955	3C63RRHL5RG333929
3C63RRGL0RG335430	3C6UR5CL0RG345653	3C63RRHL5RG334059
3C6UR5NL1RG328602	3C63RRGL4RG338007	3C63RRHL7RG333754
3C6UR5DLXRG329426	3C63RRGL6RG338008	3C63RRHL7RG334077
3C63RRGL4RG341750	3C6UR5JL9RG335254	3C63RRHL8RG334055
3C6UR5DL0RG332271	3C6UR5CL8RG331130	3C63RRHL9RG333755
3C6UR5DL2RG332272	3C63R3JL4RG333850	3C63RRHL9RG334078
3C6UR5DL2RG332837	3C6UR5DL1RG349418	3C63RRHLXRG334056
3C6UR5FL2RG345469	3C6UR5DL2RG349427	3C6UR5CL0RG332286
3C6UR5JL0RG335773	3C6UR5DL3RG349419	3C6UR5CL9RG332285
3C6UR5GL3RG335824	3C6UR5DL3RG349422	3C6UR5DL6RG347423
3C6UR5TL4RG335823	3C6UR5DL4RG349428	3C6UR5CL8RG330141
3C6UR5DLXRG349630	3C6UR5DL5RG349423	3C63R3GL1RG337989
3C6UR5DL5RG332007	3C6UR5DL6RG349415	3C63R3GLXRG337988
3C6UR5CL2RG349669	3C6UR5DL6RG349429	3C6UR5CL9RG356568
3C6UR5CL3RG331617	3C6UR5DL7RG349424	3C6UR5HL8RG349524
3C6UR5CL7RG332625	3C6UR5DL8RG349416	3C6UR5NL0RG346010

RSU VIN List		
3C6UR5CL9RG349667	3C6UR5DL9RG349425	3C6UR5SL7RG341696
3C6UR5DL2RG335298	3C6UR5DLXRG349417	3C63R3CL0RG333602
3C6UR5DL2RG335737	3C6UR5CL0RG330120	3C6UR5CL5RG335863
3C6UR5DL4RG335738	3C6UR5CL2RG330121	3C6UR5HL8RG335865
3C6UR5DL9RG335301	3C6UR5CL4RG330119	3C6UR5DL1RG331341
3C6UR5FL6RG349671	3C6UR5DL4RG345539	3C6UR5DL3RG331342
3C6UR5FLXRG349673	3C6UR5FL1RG345544	3C6UR5JL2RG331269
3C6UR5HL2RG331634	3C6UR5FL3RG345545	3C6UR5NL7RG329415
3C63RRGL0RG333970	3C6UR5FL7RG345547	3C6UR5CL4RG332856
3C63RRGL2RG333971	3C6UR5FL9RG345548	3C6UR5CL6RG332857
3C63RRGL4RG333972	3C6UR5FLXRG345543	3C6UR5EL6RG332855
3C63RRGL5RG333978	3C6UR5EL4RG349606	3C6UR5CL5RG332753
3C63RRGL6RG333973	3C6UR5CL6RG330087	3C6UR5DL2RG331414
3C63RRGL7RG333979	3C6UR5CL7RG330082	3C6UR5DL7RG330520
3C63RRGLXRG333975	3C6UR5CL9RG330083	3C6UR5DL9RG330518
3C6UR5DL4RG334766	3C6UR5CL7RG347528	3C6UR5CL0RG331638
3C6UR5DLXRG332407	3C6UR5CL7RG347531	3C6UR5DL2RG334796
3C6UR5DL1RG329671	3C6UR5CL8RG329510	3C6UR5FLXRG349639
3C6UR5DL3RG329672	3C63R3CL6RG347861	3C63RRHL7RG333995
3C63RRGL7RG337319	3C63RRGL4RG337312	3C63R3HL7RG335176
3C63RRGL0RG338019	3C63RRGL6RG337313	3C6UR5NL9RG329416
3C6UR5CL0RG331235	3C63RRGL8RG337314	3C6UR5CL0RG330876
3C6UR5CL1RG330966	3C6UR5DL2RG347421	3C6UR5EL5RG330840
3C6UR5FL0RG329089	3C6UR5CL9RG345733	3C6UR5EL7RG330841
3C6UR5CL6RG335838	3C6UR5DL4RG334797	3C6UR5ELXRG345821
3C63RRHL9RG335165	3C6UR5DL6RG334798	3C6UR5FL0RG345809
3C6UR5CLXRG330965	3C6UR5DL8RG334799	3C6UR5HL1RG345802
3C6UR5HL4RG329724	3C6UR5CL7RG329921	3C6UR5HL5RG345799
3C63RRHL2RG333810	3C6UR5CL9RG332755	3C6UR5HLXRG345801
3C63RRHL6RG333809	3C6UR5SL2RG332078	3C6UR5EL2RG329287
3C63RRHLXRG333814	3C6UR5CL5RG334826	3C6UR5FL5RG345823
3C6UR5CL6RG329957	3C63R3CLXRG335454	3C63RRHL6RG334264
3C6UR5CL8RG329961	3C6UR5HL2RG328801	3C63R3CL2RG333312
3C6UR5DL1RG329315	3C6UR5DL2RG334670	3C6UR5CL4RG329715
3C6UR5NL5RG329297	3C6UR5DL6RG328984	3C6UR5DL0RG335302
3C6UR5CL2RG337909	3C6UR5FL7RG329008	3C6UR5FL0RG345843
3C6UR5CL9RG337910	3C6UR5NL1RG328793	3C6UR5DL0RG349569
3C6UR5HL8RG349734	3C6UR5NL6RG328790	3C6UR5NL4RG328478
3C6UR5CL8RG332312	3C6UR5CL4RG331500	3C6UR5CL2RG328787
3C6UR5DL4RG332371	3C6UR5CL5RG331490	3C6UR5DL2RG343904
3C6UR5FL9RG332573	3C6UR5CL9RG331492	3C6UR5DL4RG334735
3C6UR5DL2RG347466	3C6UR5CL9RG331508	3C6UR5CL7RG329045
3C6UR5CL8RG335713	3C6UR5CL0RG330375	3C6UR5DL8RG331482
3C6UR5FL4RG332836	3C6UR5FL4RG336885	3C6UR5CLXRG329931

RSU VIN List		
3C6UR5JL5RG335803	3C63R3EL4RG334183	3C6UR5DL2RG335639
3C6UR5SL3RG332834	3C6UR5CL1RG328893	3C6UR5CL4RG332291
3C6UR5CLXRG331291	3C6UR5CL3RG328894	3C6UR5CL4RG332355
3C6UR5NL1RG331239	3C6UR5CL7RG328896	3C6UR5CL8RG332293
3C6UR5CL0RG328903	3C63RRJL1RG333727	3C6UR5CLXRG332294
3C6UR5CL4RG328905	3C6UR5DL9RG345522	3C6UR5CL6RG331675
3C6UR5CL6RG328906	3C6UR5DL1RG330447	3C6UR5CLXRG331677
3C6UR5CL8RG328907	3C63R3EL3RG337348	3C6UR5DL6RG331691
3C6UR5CL9RG328902	3C63RRJL4RG333365	3C6UR5CL2RG332368
3C6UR5CL7RG329403	3C6UR5CL8RG338790	3C6UR5FL8RG349672
3C6UR5DL3RG329381	3C63R3CL0RG337343	3C63RRGL1RG341611
3C6UR5DL5RG329379	3C6UR5CL2RG339675	3C63RRGL2RG346459
3C6UR5DL5RG329382	3C6UR5CL8RG343732	3C63RRGL9RG346460
3C63RRGL9RG339590	3C6UR5CL9RG331279	3C6UR5CL1RG331504
3C63RRGLXRG337976	3C6UR5DL1RG334675	3C6UR5CL0RG337892
3C63RRJL2RG333252	3C6UR5DL3RG334676	3C6UR5DL3RG335830
3C6UR5NL7RG328992	3C6UR5CL0RG329355	3C63RRGL3RG339617
3C6UR5EL3RG329220	3C6UR5CL2RG329356	3C63RRKL7RG337277
3C6UR5EL7RG329219	3C6UR5DL6RG329360	3C6UR5DL0RG330603
3C6UR5GL8RG338122	3C6UR5DL4RG331771	3C6UR5FL1RG330641
3C63R3AL3RG346508	3C6UR5DL6RG331772	3C6UR5CL5RG330775
3C6UR5FL0RG332719	3C63RRJL9RG333944	3C6UR5TLXRG332893
3C6UR5FL7RG332720	3C6UR5CL3RG331259	3C6UR5EL3RG331033
3C6UR5GL1RG332761	3C6UR5JL3RG330888	3C63RRJL7RG333361
3C6UR5GLXRG332760	3C63RRAL3RG334023	3C6UR5CL6RG331580
3C6UR5DL7RG336978	3C63RRAL5RG334024	3C6UR5DL9RG336979
3C6UR5DL7RG336981	3C63RRAL7RG334025	3C6UR5CL4RG329049

POLICY:

Reimbursable within the provisions of the warranty.

This bulletin is supplied as technical information only and is not an authorization for repair. No part of this publication may be reproduced, stored in a retrieval system, or transmitted, in any form or by any means, electronic, mechanical, photocopying, or otherwise, without written permission of FCA US LLC.