



Bulletin No.: PIT6293

Published date: 12/9/2024

Preliminary Information

PIT6293 Window Switch Stuck

Models

Brand:	Model:	Model Years:	VIN: from to	Engine:	Transmissions:
Buick	Enclave	2025	All	All	All
Chevrolet	Blazer EV	2024	All	All	All
Chevrolet	Colorado	2023 - 2024	All	All	All
Chevrolet	Equinox	2024	All	All	All
Chevrolet	Equinox EV	2024	All	All	All
Chevrolet	Silverado EV	2024	All	All	All
Chevrolet	Traverse	2024	All	All	All
GMC	Acadia	2024	All	All	All
GMC	Canyon	2023 - 2024	All	All	All
GMC	Sierra EV	2025	All	All	All


Involved Region or Country	United States, Canada, Mexico, Uzbekistan, Middle East, Israel, Palestine, Argentina (Mercosur), Brazil (Mercosur), Chile (West), Colombia (West), Ecuador (West), Peru (West), Uruguay (West), Japan, S. Korea, Australia/New Zealand, Other Africa
Condition	Some customers may comment that they have a window switch sticking in an Up or Down position.
Cause	The cause of the condition may be an assembly issue.

Correction:


1. Identify if there are any switch buttons sticking on any of the window switches in vehicle. If so, do not replace the window switch. Check assembly of window switch to switch plate to see if switch plate aligns properly with window switch.

Below are examples of a bad switch assembly and good switch assembly.

Bad Switch assembly: If any or all clips are not properly clipped on the switch plate, it may result in an uneven gap around the window switch. This can cause the switch to get stuck while pushing down or pulling up.



Good Switch assembly: If all window switch clips are properly secured in the trim plate and there is an even gap around the window and trim plate assembly. If vehicle has a bad assembly of the window switch to switch plate, then please insert all window switch clips properly to fix.




Warranty Information

For vehicles repaired under the Bumper-to-Bumper coverage (Canada Base Warranty coverage), use the following labor operation. Reference the Applicable Warranties section of Investigate Vehicle History (IVH) for coverage information.

Labor Operation	Description	Labor Time
1086948	Remove window switch plate and check the alignment of the clips due to stuck switches	1.2 Hr.
*This is a unique Labor Operation for Bulletin use only.		

Version History

Version	1
Modified	12/09/2024 - Created on.

 GM Global Brands

© 2024 General Motors. All Rights Reserved.