



Bulletin No.: PIT5074Q

Published date: 12/6/2024

Preliminary Information

PIT5074Q J-35616-64B Or EL-35616-58 Terminal Test Probe Information/Repair

Models

Brand:	Model:	Model Years:	VIN: from to	Engine:	Transmissions:
All	All	2005 - 2025	All All All	All	All

Supersession Statement

This PI was superseded to update Model Years. Please discard PIT5074N.

The following diagnosis might be helpful if the vehicle exhibits the symptom(s) described in this PI.

Recommendations / Instructions

When diagnosing an intermittent electrical concern terminal tension is one of the main culprits, especially when working with very small terminals. More and more modules and inline connectors are using small .64 series terminals, also more modules are beginning to use the Mini 50 series terminals. When checking terminal tension it is important to use the correct test probe. The J-35616-64B is the latest test probe released for checking tension or probing the .64 series terminals. Also the EL-35616-58 is the latest test probe released for checking terminal tension on the Mini .50 series terminals. See pics below.

Note: Always refer to the Connector End View in Service Information for the latest information on determining the correct test probe to use.





Information on 64 series terminals

If the terminal end of the J-35616-64B is bent, damaged, worn or broken, it should not be used and a replacement test probe or terminal should be obtained from GM Tools at 1-800-468-6657. The test probe terminal has been released in the terminal repair kit (J-38125-620H) located in Lear Tray 7 part number 963716-2 shown below. (Note: When calling Kent-Moore to order terminal 963716-2, the actual part number is 963716-2PKG since they are only sold as a pack) This terminal may also be used to make jumper wires; example: to jumper the High Speed LAN circuits together in order to bypass a module for testing only. Use crimping tool J-38125-641 and jaw "H" for 22ga wire, "J" for 20 ga wire, or "K" for 18 ga.

If you cannot locate the Terminals in your terminal kit "Tray 7" your kit is not up to date, and Kent tools will need to be contacted so your kit can be updated.

Another option is to order the .64 test probe terminal already connected to a lead/wire called a terminated lead. The GM part number is 13505346, which can be ordered through your normal GM CCA parts channel. There are 5 terminated leads in a package, shown below. With the addition of this new terminated lead, there are now 3 different options for obtaining the proper .64 test probe/terminal:

1. .64 Test Probe - J-35616-64B (ordered from GM Tools at 1-800-468-6657)
2. .64 Replacement Terminal - Lear Tray 7 part number 963716-2 (ordered from GM Tools at 1-800-468-6657)
3. .64 Terminated Lead - GM part number 13505346 (ordered from GM CCA parts)






Information on 50 series terminals

If the terminal end of the EL-35616-58 is bent, damaged, worn or broken, it will need to be replaced as there is no male terminals available at this time (order from GM Tools at 1-800-468-6657[®]).

No male terminals are available as these terminals are currently used for module connections only.

Replacement female terminals are available for harness side repairs.

See SI connector end views for proper terminal application.




Warranty Information

For wiring repairs covered under warranty, please refer to latest version of bulletin [10-00-89-005](#) for warranty information on wire/connector repairs.

Please follow this diagnostic or repair process thoroughly and complete each step. If the condition exhibited is resolved without completing every step, the remaining steps do not need to be performed.

Additional SI Keywords

U0073 U0100 U0101 U0102 U0106 U0109 U0121 U0122 U0132 U0137 U0140 U0151
U0155 U0159 U0164 U0168 U0184 U0198 U0199 U0200 U0214 U2100

 GM Global Brands

© 2024 General Motors. All Rights Reserved.