

Technical product information

Topic	High pitched whistle from the engine - Warning light within the DIP - Engine not running smoothly - Numerous DTC's
Market area	Bentley: worldwide (2WBE),China 796 VW Import Comp. Ltd (Vico), Beijing (6796)
Brand	Bentley
Transaction No.	2075922/1
Level	EH
Status	Approval
Release date	

Event memory entries

Diagnostic address	Event memory entry	Fault type	Fault status
0001 - Engine electronics	P030000: Random/Multiple Cylinder Misfire Detected		Intermittent
0001 - Engine electronics	P030000: Random/Multiple Cylinder Misfire Detected		static
0001 - Engine electronics	P030500: Cyl.5 Misfire Detected		Intermittent
0001 - Engine electronics	P030500: Cyl.5 Misfire Detected		static
0001 - Engine electronics	P030600: Cyl.6 Misfire Detected		Intermittent
0001 - Engine electronics	P030600: Cyl.6 Misfire Detected		static
0001 - Engine electronics	P030700: Cyl.7 Misfire Detected		Intermittent
0001 - Engine electronics	P030700: Cyl.7 Misfire Detected		static
0001 - Engine electronics	P030800: Cyl.8 Misfire Detected		Intermittent
0001 - Engine electronics	P030800: Cyl.8 Misfire Detected		static
0001 - Engine electronics	P01C900: Fuel Rail/System Pressure Bank 2 Too High		Intermittent
0001 - Engine electronics	P01C900: Fuel Rail/System Pressure Bank 2 Too High		static
0001 - Engine electronics	P227900: Intake Air System Leak		Intermittent
0001 - Engine electronics	P227900: Intake Air System Leak		static
0001 - Engine electronics	P036300: Misfire Detected - Fueling Disabled		Intermittent
0001 - Engine electronics	P036300: Misfire Detected - Fueling Disabled		static
0001 - Engine electronics	P016A00: Excessive Time To Enter Closed Loop Air/Fuel Ratio Control		Intermittent
0001 - Engine electronics	P016A00: Excessive Time To Enter Closed Loop Air/Fuel Ratio Control		static

New customer code

Object of complaint	Complaint type	Position
engine -> cooling, lubrication	functionality	
engine -> emission control	control units, services	
engine -> engine operation -> engine refinement	noise, vibration -> noise	
vehicle service -> vehicle diagnosis -> guided fault finding	control units, services -> with event log entry	
engine -> lubrication system	noise, vibration	

Vehicle data


Bentayga Series - V8 Kovomo

Sales types

Type	MY	Brand	Designation	Engine code	Gearbox code	Final drive code
4V14D9	2018	E		*	*	*
4V14D9	2019	E		*	*	*
4V14D9	2020	E		*	*	*
4V14D9	2021	E		*	*	*
4V14D9	2022	E		*	*	*
4V14D9	2023	E		*	*	*
4V15D9	2024	E		*	*	*
ZV14D9	2023	E		*	*	*
ZV14D9	2024	E		*	*	*

Documents

Document name
master.xml



High pitched whistle from the engine - Warning light within the DIP - Engine not running smoothly - Numerous DTC's

Customer statement / workshop findings

Customer statement/Workshop findings

- Emission control warning light evident within the DIP (Figure 1)



Figure 1

- Engine not running/idling smoothly
- High pitched whistle from the right and left hand side of the engine *TIP: Refer to video within the Bentley Hub referencing TPI 2075922/-*
- A selection of DTC's are evident (as per TPI Event memory entries)

Technical background

Air intake leak - Please refer to the instructions within the Measure section of this TPI

Production change

Not applicable

Measure

1) At engine idle speed - Listen for air leaks/whistle noise from right hand side of engine

- Attempt to clear all related DTC's
- Conduct an ignition cycle
- Recheck for the presence of any related DTC's/symptoms **NOTE:** In the event of related DTC's and symptoms returning carry out the remaining instructions

2) Referring to Figure 2 - Replace the following:

- Bank 1 Breather line (Point A) and fixing (Point B) - Refer to applicable sections from Rep.Gr 10 - Oil mist separator bank 1 - To remove and fit
- Replace the oil filler pipe seal to the Bank 2 oil separator (Point C)
- Replace the Bank 2 Breather line (Point D) - Refer to applicable sections from Rep.Gr 10 - Oil mist separator bank 1 - To remove and fit

Then

Replace the oil filler pipe including all seals (Figure 3) - Refer to applicable sections from Rep.Gr 10 - Oil mist separator bank 2 - To remove and fit

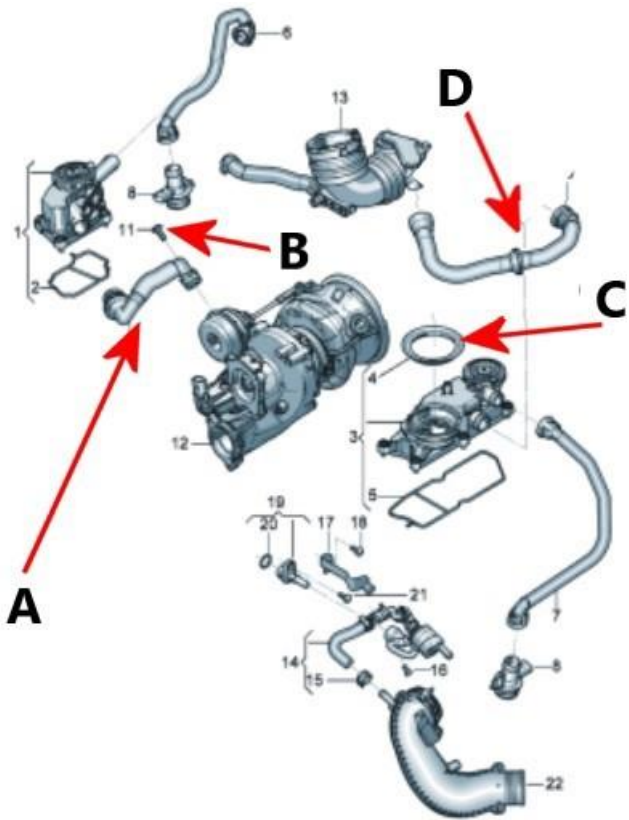


Figure 2

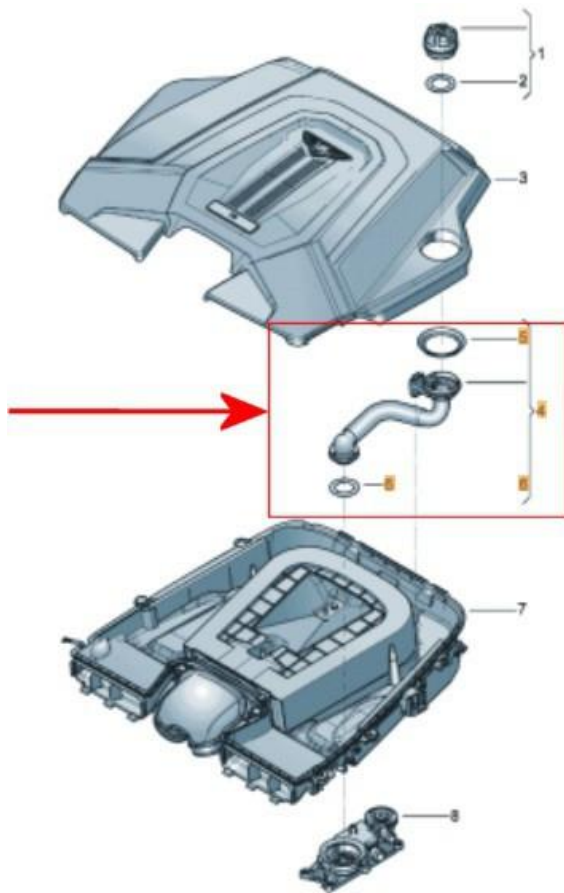


Figure 3

NOTICE
 A ROAD TEST IS NOT REQUIRED TO BE CONDUCTED - DO NOT SUBMIT WARRANTY CLAIMS FOR A ROAD TEST

Warranty accounting instructions

Warranty Type - 110 or 910

Damage Service Number 10 50

Damage Code 00 20

Time to replace all listed / mentioned parts

Labour Operation Code 10 52 41 22

Time 50 Time units

Diagnosis time

Labour Operation Code 01 50 00 00

Time As per ODIS log (Must not exceed 20 TU)

Parts information



VERY IMPORTANT: ALL PARTS LISTED BELOW MUST BE ORDERED AND REPLACED - REFER TO THE ETRKA PARTS CATALOGUE FOR THE LATEST AVIALBLE SPECIFICATION PARTS, THE PART NUMBERS SHOWN ARE FOR GUIDLINE PURPOSES ONLY AND ARE SUBJECT TO CHANGE WITHOUT NOTICE

Part number	Description	Quantity
0P2 103 211B	Bank 1 - Breather line	1
0P2 103 448	Fixing	1
4M0 115 301M	Oil filler pipe	1
06M 103 727A	Oil filler pipe seal to Bank 2 oil separator	1
0P2 103 210B	Bank 2 - Breather line	1