

105 Second Street NW
Red Bay, Alabama 35582
tiffinmotorhomes.com



Phone: 256-356-8661
Fax: 256-356-8219
info@tiffinmotorhomes.com

VIN:

Addendum to Owner's Manual for Starlink System

November 13, 2024

Dear Tiffin Motorhome Customer,

Please review the enclosed information for the proper operation of the Starlink System in your Tiffin Motorhome. After reviewing the information, please add the information to the Owner's Manual for your motorhome.

Thank you,

Tiffin Motorhomes

Addendum To 2023-2024 Convoy, Cahaba, and GH1, Van Owner's Manual: Starlink System

The following is an addendum to the 2023-2024 Owner's Manual for an installed Starlink system. The Starlink must be disconnected from the power source when the RV is stored indoors. See Figures 1 - 3.

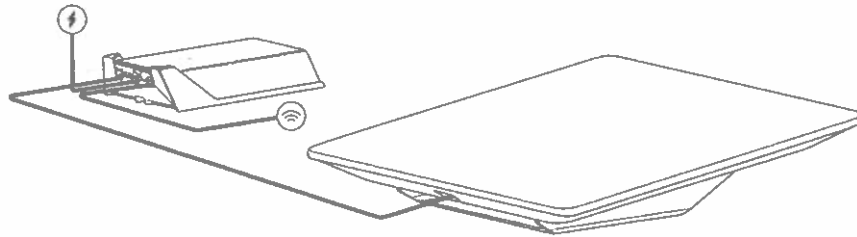


Figure 1: Starlink Dish, Power Supply, Ethernet Cable, and Power

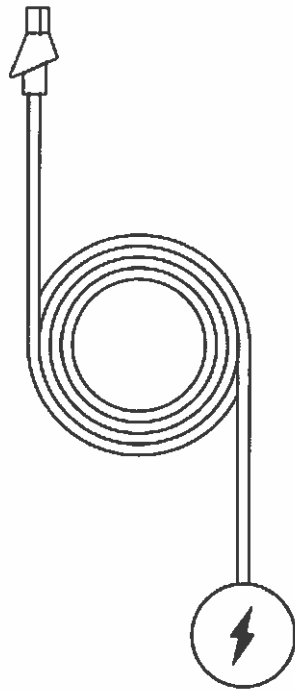


Figure 2: Power Cable

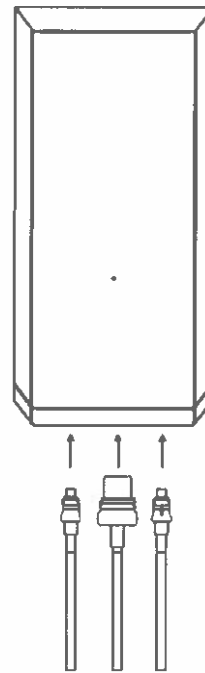


Figure 3: Power Supply

Addendum To 2024 Allegro Bus Owner's Manual: Starlink System

The following is an addendum to the 2024 Owner's Manual for an installed Starlink. The Starlink must be disconnected from the power source when the RV is stored indoors. See Figures 1 - 3.

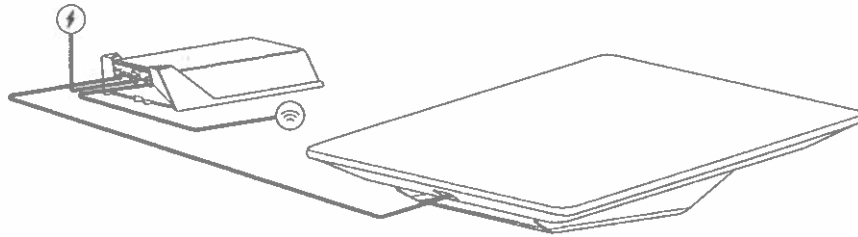


Figure 1: Starlink Dish, Power Supply, Ethernet Cable, and Power

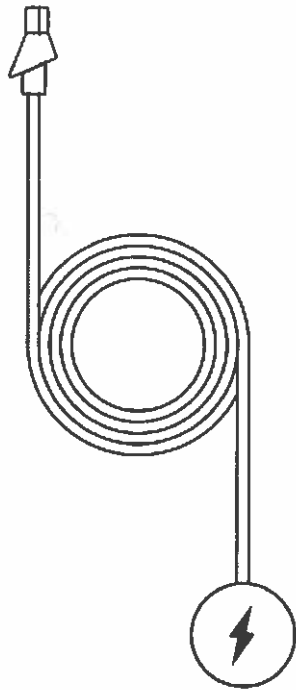


Figure 2: Power Cable

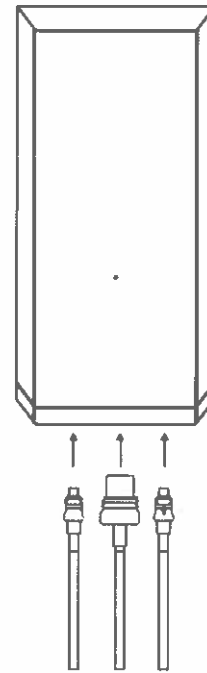


Figure 3: Power Supply

Addendum To 2024 Phaeton Owner's Manual Chapter 8: Entertainment - Starlink

The following is an addendum to page 62 in the 2024 Owner's Manual and has reference to an installed Starlink. The Starlink must be disconnected from the power source when the RV is stored indoors. See Figures 1 - 3.

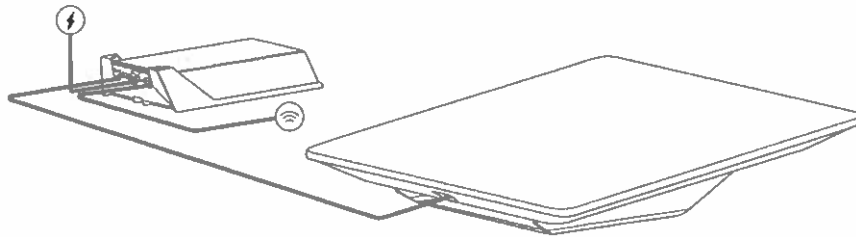


Figure 1: Starlink Dish, Power Supply, Ethernet Cable, and Power

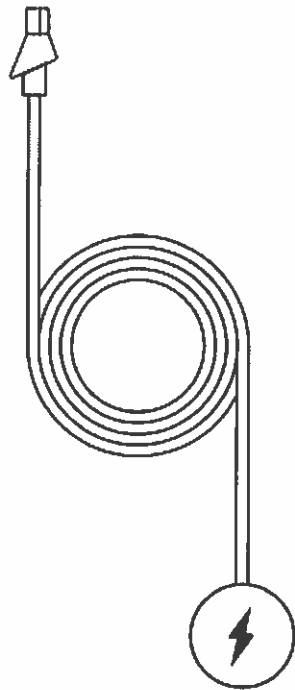


Figure 2: Power Cable

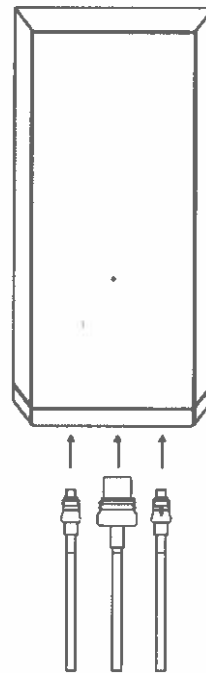


Figure 3: Power Supply

Addendum To 2024 Zephyr Owner's Manual : Starlink System

The following is an addendum to the 2024 Owner's Manual for an installed Starlink system. The Starlink must be disconnected from the power source when the RV is stored indoors. See Figures 1 - 3.

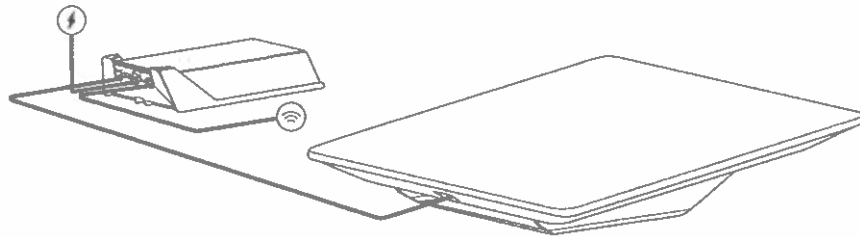


Figure 1: Starlink Dish, Power Supply, Ethernet Cable, and Power

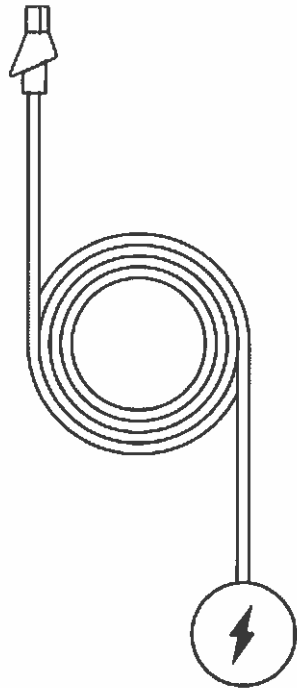


Figure 2: Power Cable

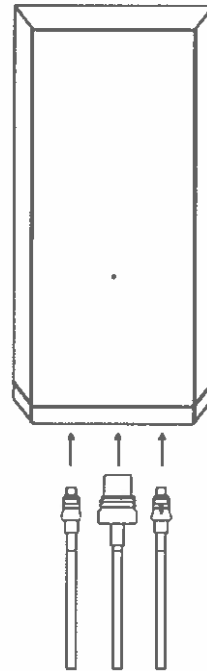


Figure 3: Power Supply

Addendum To 2025 Allegro Bus Owner's Manual Chapter 6: Entertainment - Starlink

The following is an addendum to page 45 in the 2025 Owner's Manual and has reference to an installed Starlink. The Starlink must be disconnected from the power source when the RV is stored indoors. See Figures 1 - 3.

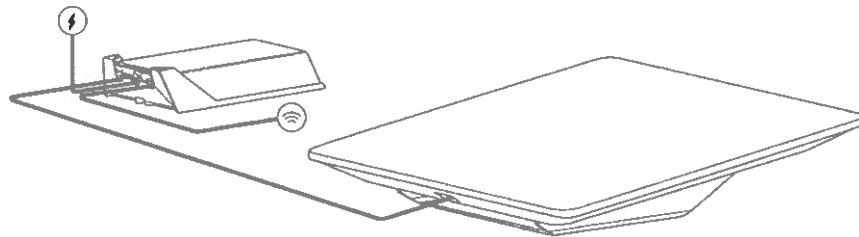


Figure 1: Starlink Dish, Power Supply, Ethernet Cable, and Power

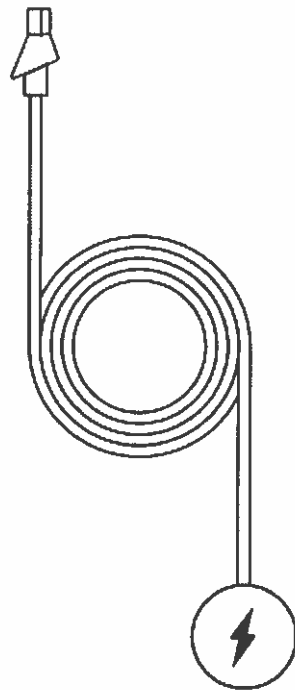


Figure 2: Power Cable

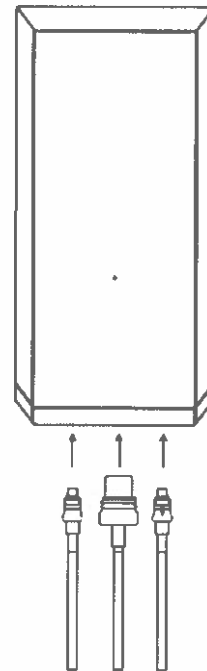


Figure 3: Power Supply

Addendum To 2025 GH1, GH2 Owner's Manual: Starlink System

The following is an addendum to the 2025 Owner's Manual for an installed Starlink system. The Starlink must be disconnected from the power source when the RV is stored indoors. See Figures 1 - 3.

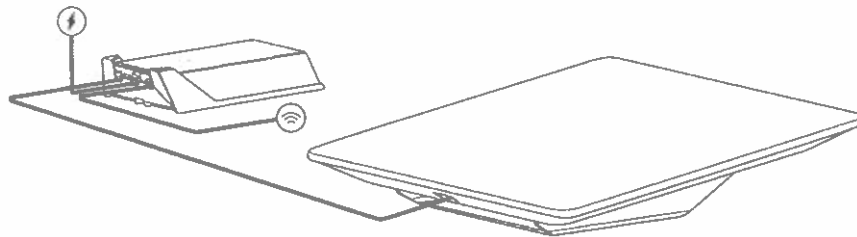


Figure 1: Starlink Dish, Power Supply, Ethernet Cable, and Power

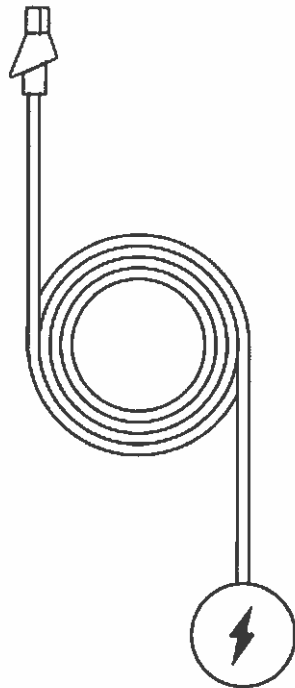


Figure 2: Power Cable

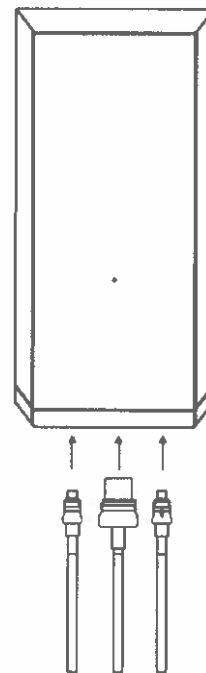


Figure 3: Power Supply

Addendum To 2025 Phaeton Owner's Manual Chapter 6: Entertainment - Starlink

The following is an addendum to page 51 in the 2025 Owner's Manual and has reference to an installed Starlink. The Starlink must be disconnected from the power source when the RV is stored indoors. See Figures 1 - 3.

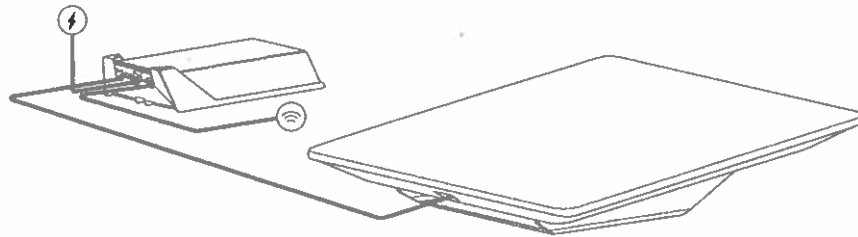


Figure 1: Starlink Dish, Power Supply, Ethernet Cable, and Power

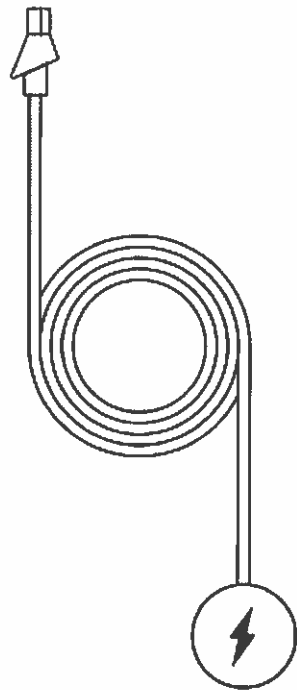


Figure 2: Power Cable

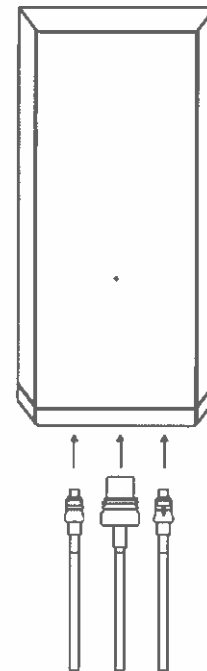


Figure 3: Power Supply

Addendum To 2025 Wayfarer Owner's Manual Chapter 6: Entertainment - Starlink

The following is an addendum to Chapter 6 in the 2025 Owner's Manual for an installed Starlink system. The Starlink must be disconnected from the power source when the RV is stored indoors. See Figures 1 - 3.

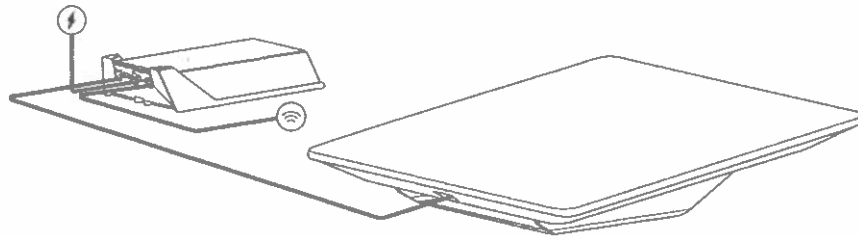


Figure 1: Starlink Dish, Power Supply, Ethernet Cable, and Power

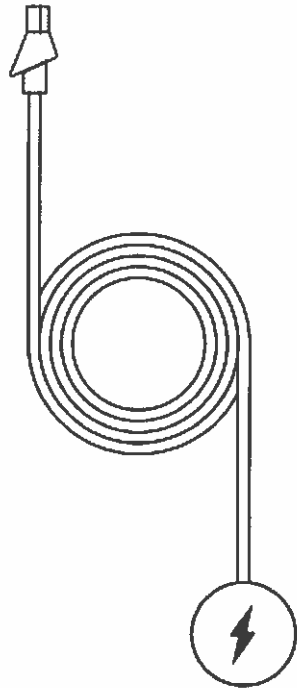


Figure 2: Power Cable

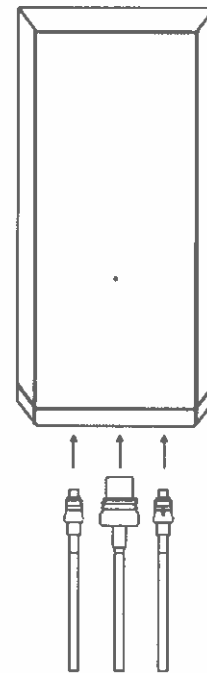


Figure 3: Power Supply

Addendum To 2025 Zephyr Owner's Manual Chapter 6: Entertainment - Starlink

The following is an addendum to Chapter 6 in the 2025 Owner's Manual for an installed Starlink system. The Starlink must be disconnected from the power source when the RV is stored indoors. See Figures 1 - 3.

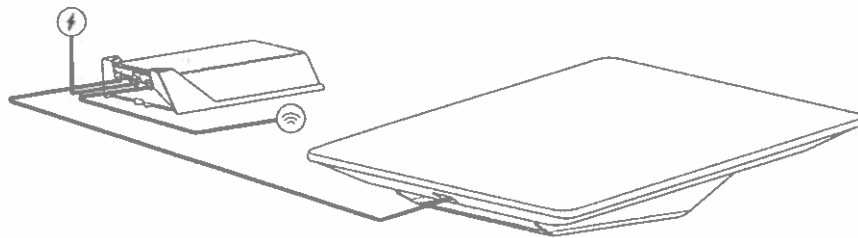


Figure 1: Starlink Dish, Power Supply, Ethernet Cable, and Power

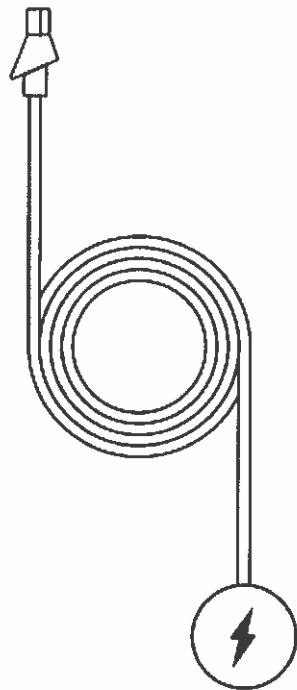


Figure 2: Power Cable

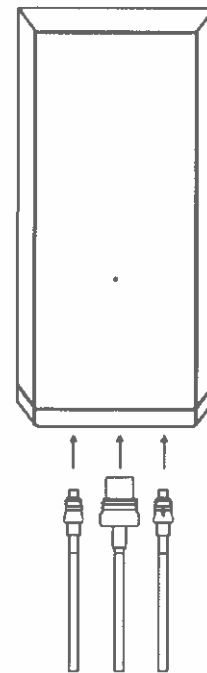


Figure 3: Power Supply

Addendum To 2025.5 Wayfarer XRW Owner's Manual Chapter 6: Entertainment - Starlink

The following is an addendum to Chapter 6 in the 2025.5 Owner's Manual for an installed Starlink system. The Starlink must be disconnected from the power source when the RV is stored indoors. See Figures 1 - 3.

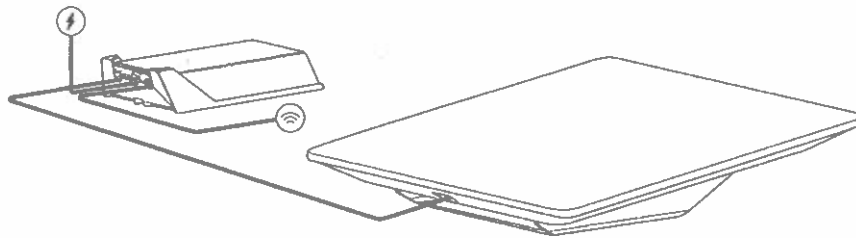


Figure 1: Starlink Dish, Power Supply, Ethernet Cable, and Power

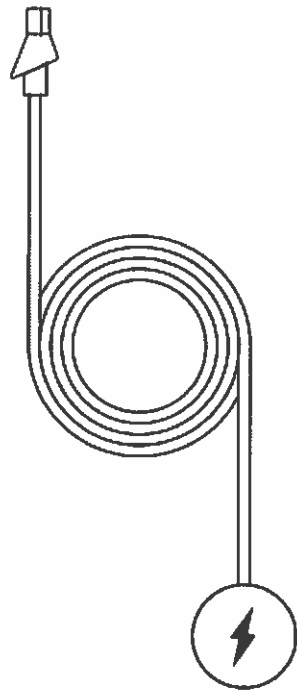


Figure 2: Power Cable

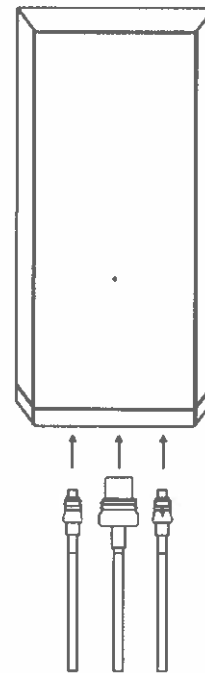


Figure 3: Power Supply