



# Service Bulletin

Bulletin No.: 24-NA-235

Date: October, 2024

## TECHNICAL

**Subject: Steering Column Rattle and Turn Signal Over Cancels**

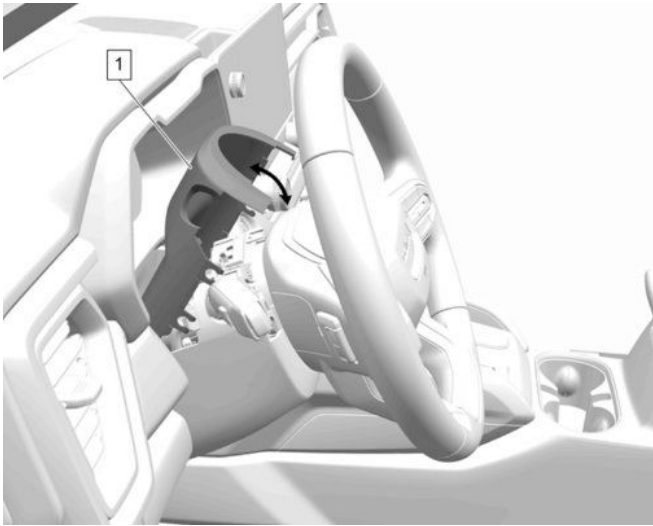
Brand:	Model:	Model Year:		VIN:		Engine:	Transmission:
		from	to	from	to		
Chevrolet	Colorado	2023	2024	-	-	All	All
GMC	Canyon	2023	2024				

<b>Involved Region or Country</b>	North America, Israel, GM Korea Company
<b>Condition</b>	Some customers may comment on the turn signal over canceling as well as a rattle or loose fit of the steering column. When they use the turn signal on to turn either direction, instead of self canceling off it will switch to the opposite direction for a few flashes.
<b>Cause</b>	The cause of the condition may be a loose fit of the turn signal / trim mounting bracket fitting loosely.
<b>Correction</b>	Secure around the mid point of the turn signal mounting bracket by following the procedure outlined below.

**Important: Service agents must comply with all International, Federal, State, Provincial, and/or Local laws applicable to the activities it performs under this bulletin, including but not limited to handling, deploying, preparing, classifying, packaging, marking, labeling, and shipping dangerous goods. In the event of a conflict between the procedures set forth in this bulletin and the laws that apply to your dealership, you must follow those applicable laws.**


### Service Procedure

1. Extend the steering column to its furthest point to allow the instrument panel steering column upper trim cover to clear the instrument panel.
2. Using a small plastic trim tool, separate the instrument panel steering column upper trim cover (1) from the instrument panel steering column lower trim cover.




6754399

3. Remove the Instrument Panel Steering Column Upper Trim Cover (1)



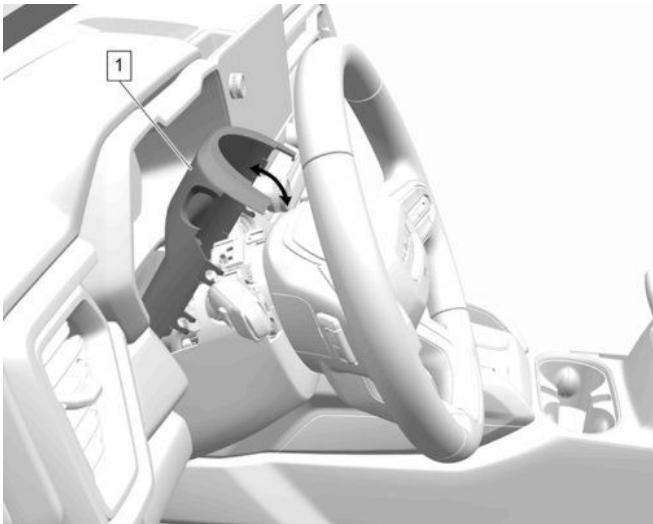
6754400

4. Using an appropriate size tie strap, wrap the turn signal mounting bracket and tighten.



6754401

5. Trim off extra zip tie.



6754399

6. Secure the instrument panel steering column upper trim cover (1) to the instrument panel steering column lower trim cover.

**Warranty Information**

For vehicles repaired under the Bumper-to-Bumper coverage (Canada Base Warranty coverage), use the following labor operation. Reference the Applicable Warranties section of Investigate Vehicle History (IVH) for coverage information.

Labor Operation	Description	Labor Time
*7486158	Zip Tie to Tighten Steering Column Bracket	0.3 hr
*This is a unique Labor Operation for Bulletin use only.		

---

Version	1
Modified	Released October 24, 2024

