


SS-3156 FTL, M2, SD Park brake check valve may be improperly plumbed causing brakes to drag. 

Applicable Vehicles

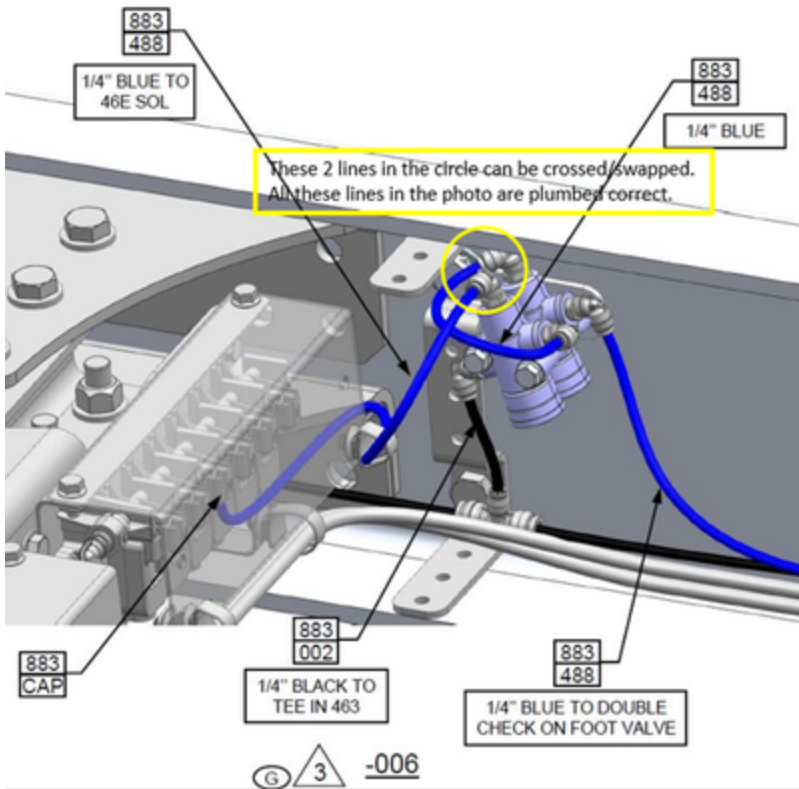
M2, 106SD, 108SD, 114SD, 122SD Vehicles built with Park brake check solenoid part number BW 288586

Symptoms

After trip check switch is disengaged brakes will not fully release causing brakes to drag.

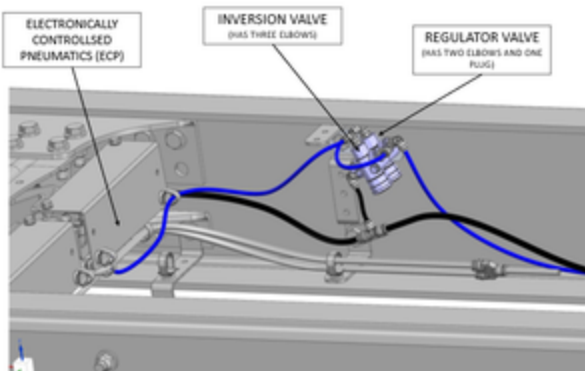
Issue

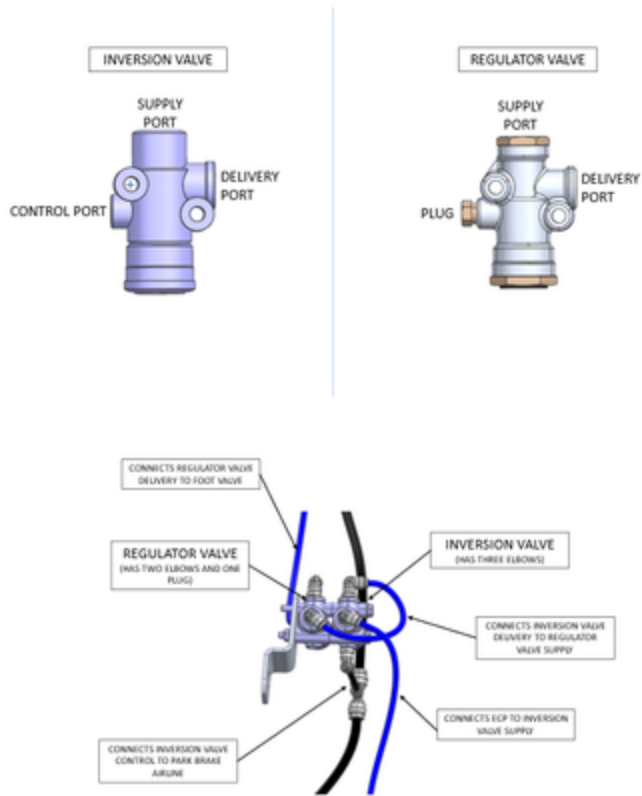
On rare occasions plants can miss plumb the park check/inversion valve and regulator valve. When trip check switch is disengaged brakes will not fully release. Techs can waist hours trouble shooting the issue if they don't know what to look for. DSM's are having the dealers correct the plumbing issue & file a DPR to the plant. This is a very simple issue to fix if you know the valve lines are swapped.



Solution

Reference install diagram D12-28028-006 for frame rail installation and plumbing or D12-28028-004 for crossmember installation & plumbing.





Labels :

- 106SD
- 108SD
- 114SD
- 122SD
- M2
- Service Brake Air

Add tags


1 Kudo

Comment