



Service Bulletin


Bulletin No.: 17-NA-357

Date: October, 2024

TECHNICAL

Subject: Noise or Malfunction of Trim Door on Broken Quarter Upper Trim Panel, Possible Convertible Top Inoperative

Brand:	Model:	Model Year:		VIN:		Engine:	Transmission:
		from	to	from	to		
Chevrolet	Camaro Convertible	2016	2024	—	—	All	All

Involved Region or Country	North America, Argentina, Brazil, Bolivia, Chile, Colombia, Ecuador, Paraguay, Peru, Uruguay, Europe, Russia, Middle East, Israel, Japan, China, Taiwan, Philippines
Condition	<p>Some customers may comment on a noise or malfunction of the trim door on a quarter upper trim panel. Upon inspection, the technician may find the quarter upper trim panel broken.</p> <p>Upon inspection, the rear side rail link assembly underneath the trim cover may also be found damaged.</p> <p>Continued use, or an increased interference, may eventually render the convertible top inoperative.</p>
Cause	The cause of the condition may be various reasons the quarter upper trim panel and/or rail link assembly may break or fail.
Correction	<div style="text-align: center;">  </div> <p>Note: As shown circled in the graphic above, the quarter upper trim panel design has been improved to include a 3rd retaining clip. 4889567</p> <p>Verify the condition, replace the affected quarter upper trim and possibly the quarter window regulator on that same side. Follow the vehicle build date breakpoint information noted in the Service Procedure below.</p> <p>Follow the vehicle build date breakpoint information noted in the Service Procedure below.</p>
Example	Quarter Upper Trim Panel flip door in correct position on tracks with the top down:



This is an example of the door off the track and vulnerable to damage if folding top is commanded to close.

6750826



Important: DO NOT apply any downward force on this door while the folding top is down.

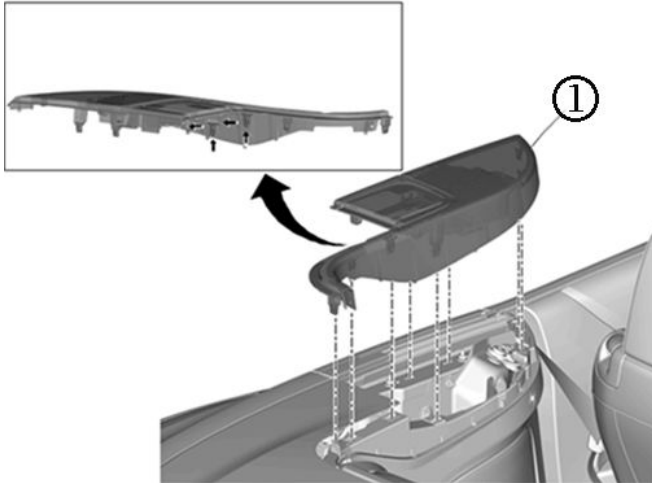
6750827

Service Procedure

Important: Service agents must comply with all International, Federal, State, Provincial, and/or Local laws applicable to the activities it performs under this bulletin, including but not limited to handling, deploying, preparing, classifying, packaging, marking, labeling, and shipping dangerous goods. In the event of a conflict between the procedures set forth in this bulletin and the laws that apply to your dealership, you must follow those applicable laws.

Note: For vehicles built prior to February 14, 2017, it will also be necessary to replace the window regulator in addition to the quarter upper trim panel to accommodate the added 3rd clip design.

Important: Under no circumstances should the 3rd clip be removed from the quarter upper trim panel.

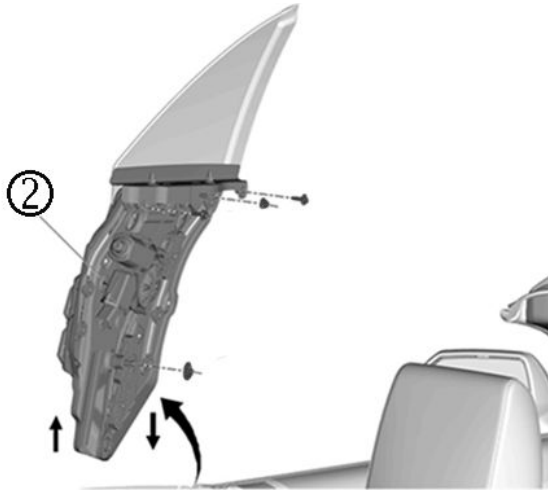


4889569



6484483

- **For vehicles-built February 14, 2017 and after**, replace the quarter upper trim panel (1) AND the rear side rail link assembly at the same time. Refer to *Quarter Upper Trim Panel Replacement* and *Folding Top Rear Side Rail Link Trim Cover Replacement* in SI.



4889575

- For vehicles built prior to February 14, 2017, replace the quarter upper trim panel AND the quarter window regulator (2). Refer to *Quarter Window Regulator Replacement* in SI.

Parts Information

Causal Part	Description	Part Number	Qty
X	PANEL ASM-QTR UPR TR (RH)	84797933	1
X	PANEL ASM-QTR UPR TR (LH)	84797935	
X	COVER, F/TOP RR S/RL LINK TR (RH)	84237015	
X	COVER, F/TOP RR S/RL LINK TR (LH)	84237014	
	REGULATOR ASM-Q/WDO (RH)	84476776	As necessary
	REGULATOR ASM-Q/WDO (LH)	84476777	

Warranty Information

For vehicles repaired under the Bumper-to-Bumper coverage (Canada Base Warranty coverage), use the following labor operation. Reference the Applicable Warranties section of Investigate Vehicle History (IVH) for coverage information.

Labor Operation	Description	Labor Time
1045810	Quarter Upper Trim Panel Replacement	Use Published Labor Operation Time
1080578*	Quarter Upper Trim AND Quarter Window Regulator Replacement	0.9 hr
6012160	Folding Top Rear Side Rail Link Trim Cover Replacement	Use Published Labor Operation Time
*This is a unique Labor Operation for bulletin use only and should only be used for repair of vehicles built prior to February 14, 2017. The other LTG labor operations listed should be used for repair of vehicles built on/after February 14, 2017.		

Version	5
Modified	Released November 13, 2017 Revised March 19, 2021 – Added the 2019-2021 Model Years, updated the Involved Region or Country, Parts and Warranty Information sections. Revised June 22, 2023 – Added the 2022-2023 Model Years. Revised February 06, 2024 – Added the 2024 Model Year and additional replacement information. Revised October 17, 2024 – Added Example section.

