



GROUP	MODEL
Voluntary Emissions Service Campaign	2024MY Sorento (MQ4a) w/ 2.5L T-GDI Theta III
NUMBER	DATE
SC318	November 2024

## VOLUNTARY EMISSIONS SERVICE CAMPAIGN

SUBJECT:

### ECM LOGIC UPDATE (SC318)

This bulletin provides the procedure to update the software logic of the Engine Control Module (ECM) system on certain 2024MY Sorento (MQ4a) vehicles equipped with 2.5L T-GDI Theta III engines produced from December 7, 2023 through February 26, 2024. The subject vehicles may have engine calibrations that were not optimized for emissions standards under certain specific conditions, which may cause the vehicle to release air pollution which exceed Federal and California standards. As a result, the subject vehicles may exhibit an illumination of the Malfunction Indicator Lamp (MIL) with DTC P060547. Follow the procedure outlined in this publication to apply the improved logic to the 'Engine' system using the KDS ECU Upgrade function as described in this bulletin. For more information that the latest reflash has been applied to a vehicle you are working on, verify the ROM ID using the table on page 3 of this bulletin. Before conducting the procedure, verify that the vehicle is included in the list of affected VINs.

#### DTC Description:

**P060547 - Internal Control Module Read Only Memory (ROM) Error**



#### NOTICE

Repair status for a VIN is provided on KDealer+ (Service → Warranty Coverage → Warranty Coverage Inquiry → Campaign Information). Not completed Recall / Service Action reports are available on KDealer+ (Consumer Affairs → Not Completed Recall → Recall VIN → Select Report), which includes a list of affected vehicles.

**ECU Upgrade Procedure:**

To correct this condition, the ECU should be reprogrammed using the KDS download, as described in this bulletin.

## Upgrade Event Name

731.MQ4a PE Theta3 2.5TGDI MIL ON DTC Judgment Logic Improvement (P060547)

**NOTICE**


- Confirm a fully charged battery (12.3 volts or higher is necessary) is used or utilize a fully charged jump starter box connected to the battery.
- **Ensure the KDS GDS is sufficiently charged at 60% or higher prior to reflash.**
- All ECU upgrades must be performed with the ignition set to the 'ON' position unless otherwise stated.
- **Damaged VCI II units should not be used and promptly replaced.**
- Be careful not to disconnect the VCI-II connected to the vehicle during the ECU upgrade procedure.
- **DO NOT start the engine during ECU upgrade.**
- DO NOT turn the ignition key 'OFF' or interrupt the power supply during ECU upgrade.
- **When the ECU upgrade is completed, turn the ignition 'OFF' and wait 10 seconds before starting the engine.**
- ONLY use approved ECU upgrade software designated for the correct application.

**IMPORTANT**

It is recommended to ALWAYS check the Electronic Parts Catalog (EPC) to locate the ECU Part Number respective to Auto/Manual Mode ROM IDs. DO NOT reference the parts label affixed to the ECU.


**Note:** When connecting the external battery pack, in-vehicle operation built-in CAM might be issued by impossible charging amount sensing of the battery sensor.

[Connect the negative \(-\) terminal to the battery as shown below.](#)



SUBJECT: **ECM LOGIC UPDATE (SC318)**

**NOTICE**

Before attempting an ECU upgrade on any Kia model, make sure to first determine whether the applicable model is equipped with an immobilizer  security system. Failure to follow proper procedures may cause the PCM to become inoperative after the upgrade and any claims associated with this repair may be subject to chargeback.

**ROM ID INFORMATION TABLE:**

**Upgrade Event #731**

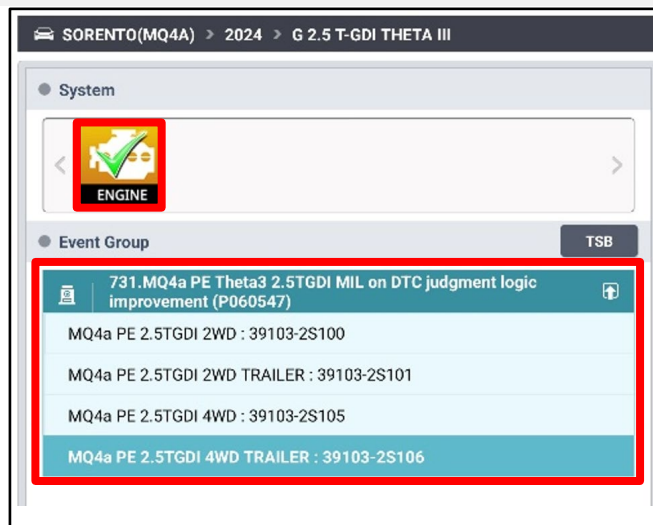
Model	Engine	Comment	ECU P/No.	ROM ID	
				Previous	New
MQ4a	2.5L T-GDI Theta III	FWD	39103 2S100	MQFVN5TMU3XXX92A	MQFVN5TMU3XXX97A
		FWD Trailer	39103 2S101	MQFVN5TMU3TXX92A	MQFVN5TMU3TXX97A
		4WD	39103 2S105	MQFVN5TMG3XXX92A	MQFVN5TMG3XXX97A
		4WD Trailer	39103 2S106	MQFVN5TMG3TXX92A	MQFVN5TMG3TXX97A

*To verify the vehicle is affected, be sure to check the Calibration Identification of the vehicle's ECM ROM ID and reference the Information Table as necessary.*

Refer to [TSB SST081](#) for instructions to upgrade the 'ENG' system:

**UPGRADE EVENT:**

**731.MQ4a PE Theta3 2.5TGDI MIL ON DTC Judgment Logic Improvement (P060547)**



## Manual Upgrade Procedure:

 NOTICE

The manual upgrade should ONLY be performed if the automatic upgrade fails.

**If the automatic upgrade fails, turn the ignition 'OFF' for about 10 seconds then place it back in the 'ON' position to reset the control unit BEFORE performing manual upgrade.**

See table below for 'Manual Mode' passwords.

## Manual Mode ECU Upgrade Passwords

Menu	Password
MQ4a PE 2.5TGDI 2WD : 39103-2S100	3100
MQ4a PE 2.5TGDI 2WD TRAILER : 39103-2S101	3101
MQ4a PE 2.5TGDI 4WD : 39103-2S105	3105
MQ4a PE 2.5TGDI 4WD TRAILER : 39103-2S106	3106




SUBJECT:

## ECM LOGIC UPDATE (SC318)



## AFFECTED VEHICLE RANGE:

Model	Production Date Range
Sorento (MQ4a)	December 7, 2023 to February 26, 2024

## REQUIRED TOOL:

Tool Name	SST PN	Figure	Comments
KDS	N/A		Kia Diagnostic System

## REQUIRED PART:

Part Name	Part Number	Figure	Qty.
Campaign Completion Label	UT160 SC318		1
Vehicle Emissions Recall Proof of Correction Card	UT161 SC318		1

## WARRANTY INFORMATION:

N Code: N99 C Code: C99

Claim Type	Causal P/N	Qty.	Repair Description	Labor Op Code	Op Time	Replacement P/N	Qty.
R	39103 2S101	0	(SC318) ECM Logic Update	240A18R0	0.3 M/H	N/A	0

**Note:** Refer to [Warranty Bulletin 2024-65](#) for claim submission procedures.

 NOTICE

VIN inquiry data for this repair is provided for tracking purposes only. Kia retailers should reference **SC318** when accessing the KDealer+ system.