

**TECHNICAL SERVICE BULLETIN****Random Blind Spot Information System (BLIS) Indicator Illuminated In The Exterior Mirror With No Vehicle Or Objects Near The Vehicle - Built On Or Before 09-Oct-2024****24-2329**22 October
2024

This bulletin supersedes 24-2169. Reason for update: to add production cut off dates.

Model:

Ford 2022-2024 Expedition	Built on or before 09-Oct-2024
Lincoln 2022-2024 Navigator	Built on or before 09-Oct-2024

Issue: Some 2022-2024 Expedition/Navigator vehicles built on or before 09-Oct-2024 may experience a random BLIS indicator illuminated in the exterior mirror with no vehicle or objects near the vehicle. This may be due to the radar signal echoing through the trailer hitch bar. To correct the condition, follow the Service Procedure to block the trailer hitch tube ends.

Action: Follow the service procedure to correct the condition on the vehicles that meet all of the following criteria:

- 2022-2024 Expedition/Navigator built on or before 09-Oct-2024
- Random BLIS indicator illuminated in the exterior mirror with no vehicle or objects near vehicle.

Parts

Service Part Number	Claim Quantity	Package Order Quantity	Description
Obtain Locally	As Needed	As Needed	3M Foil Tape 3381 or equivalent

Claim Quantity refers to the total number of individual pieces required to repair the vehicle.

Package Order Quantity refers to the amount of the service part number package(s) required to repair the vehicle.

Number In Package refers to the number of individual pieces included in a service part number package.

As Needed indicates the amount of the part may vary and/or is not a whole number. Parts can be billed out as non-whole numbers, including less than 1. Only If Necessary indicates the part is not mandatory.

Warranty Status: Eligible under provisions of New Vehicle Limited Warranty (NVLW)/Service Part Warranty (SPW)/Service Part New Vehicle (SPNV)/Extended Service Plan (ESP) coverage. Limits/policies/prior approvals are not altered by a TSB. NVLW/SPW/SPNV/ESP coverage limits are determined by the identified causal part and verified using the OASIS part coverage tool.

Labor Times

Description	Operation No.	Time
2022-2024 Expedition/Navigator: Install Foil Tape On Both Ends Of The Trailer Hitch Bar Following The Service Procedure (Do Not Use With Any Other Labor Operations)	242329A	0.4 Hrs.


Repair/Claim Coding

Causal Part:	14C689
Condition Code:	42

Service Procedure

1. Using a clean cloth, clean both exterior ends of the trailer hitch bar. (Figure 1)

Figure 1



E434433

2. Cut 3 pieces of 127 mm (5 inch) long by 48 mm (1.89 inches) wide 3M Foil Tape 3381 or equivalent.
3. Overlap the pieces by approximately 6.5 mm (1/4 inch) to create a 127 mm x 127 mm (5 inch x 5 inch) patch. (Figure 2)


Figure 2



E434434

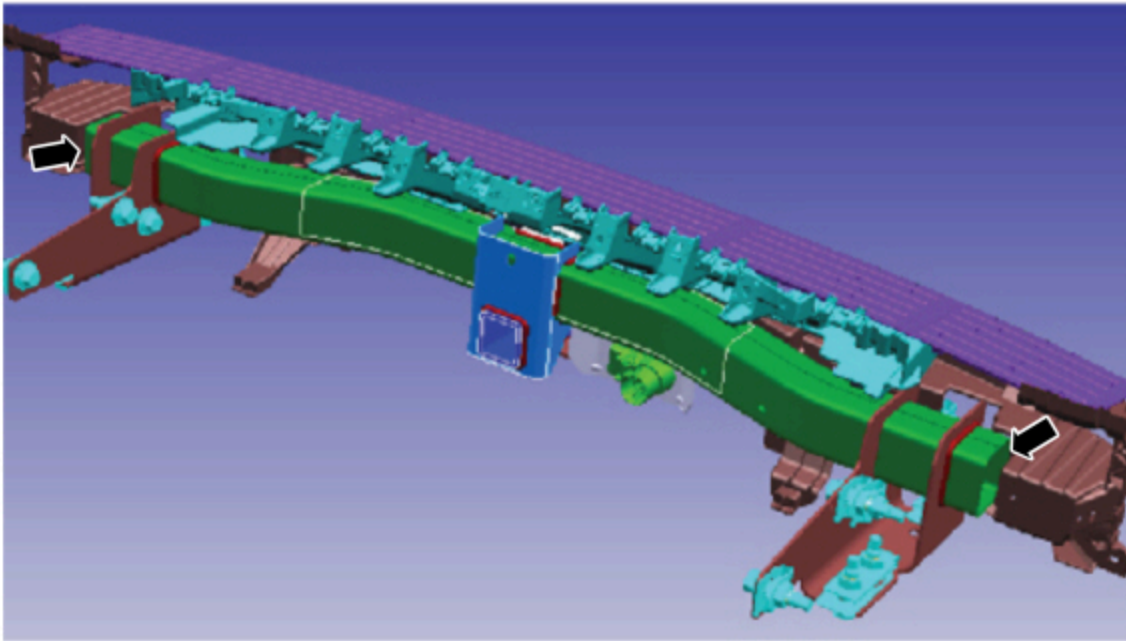
4. Slide the patch up between the trailer hitch bar end and the radar sensor, folding approximately 25.5 mm (1 inch) on all 4 sides of the bar, securing the patch to the bar. (Figures 3-4)

Figure 3



E434435

Figure 4



E434436

5. Repeat the procedure on the opposite end of the trailer hitch bar. (Figure 1)

© 2024 Ford Motor Company

All rights reserved.

NOTE: The information in Technical Service Bulletins is intended for use by trained, professional technicians with the knowledge, tools, and equipment to do the job properly and safely. It informs these technicians of conditions that may occur on some vehicles, or provides information that could assist in proper vehicle service. The procedures should not be performed by "do-it-yourselfers". Do not assume that a condition described affects your car or truck. Contact a Ford or Lincoln dealership to determine whether the Bulletin applies to your vehicle. Warranty Policy and Extended Service Plan documentation determine Warranty and/or Extended Service Plan coverage unless stated otherwise in the TSB article. The information in this Technical Service Bulletin (TSB) was current at the time of printing. Ford Motor Company reserves the right to supersede this information with updates. The most recent information is available through Ford Motor Company's on-line technical resources.