



Technical Service Bulletin

43 Repairs on air spring strut of front axle: additional sealing

43 24 98 2075100/1 September 10, 2024.

Model(s)	Year	VIN Range	Vehicle-Specific Equipment
A8	2011 – 2017	All	Not Applicable
A6, and A7	2012 – 2018		
S6, and S7	2013 – 2018		
S8	2013 – 2016		
RS 7	2014 – 2018		

Condition

If an air spring strut on the front axle must be replaced or removed as part of repair work, please note that the air spring strut must be sealed in the upper area when installing it again.

Technical Background 1

Not applicable.

Production Solution

Not applicable.

Service

Perform the following steps before fitting the air spring strut on the front axle:

- Clean contact surfaces on top of air spring strut and on upper area of vehicle body with commercially available cleaning solution.
- Place butyl adhesive sealing cord (AKD 497 010 04 R10, 30 mm long) on cable feed-through on top of air spring strut (refer to figure 1).



Technical Service Bulletin




Figure 1. The butyl adhesive sealing cord is placed along the cable feed through on top of the air spring strut.

- Shape butyl adhesive sealing cord according to figures 2 and 3.




Figure 2. Butyl adhesive sealing cord is applied as shown.



Technical Service Bulletin




Figure 3. Butyl adhesive sealing cord is applied as shown.

- Further assembly of the air spring strut is performed according to the Workshop Manual.

Warranty

This TSB is informational only and not applicable to any Audi Warranty.

Additional Information

All part and service references provided in this TSB (**2075100**) are subject to change and/or removal. Always check with your Parts Department and/or ETKA for the latest information and parts bulletins. Please check the Repair Manual for fasteners, bolts, nuts, and screws that require replacement during the repair.

©2024 Audi of America, Inc. All rights reserved. The information contained in this document is based on the latest information available at the time of printing and is subject to the copyright and other intellectual property rights of Audi of America, Inc., its affiliated companies, and its licensors. All rights are reserved to make changes at any time without notice. No part of this document may be reproduced, stored in a retrieval system, or transmitted in any form or by any means, electronic, mechanical, photocopying, recording, or otherwise, nor may these materials be modified or reposted to other sites, without the prior expressed written permission of the publisher.