



GROUP	MODEL
Customer Satisfaction	2025MY Carnival (KA4) EX, SX, SXP
NUMBER	DATE
CS2401	October 2024

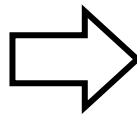
TECHNICAL SERVICE BULLETIN

CUSTOMER SATISFACTION: DOOR TRIM ASSEMBLY REPLACEMENT (CS2401)

SUBJECT:

This bulletin provides information to replace the front and rear door trim assemblies on certain 2025MY Carnival (KA4) EX, SX, SXP vehicles produced from April 16, 2024 through May 24, 2024. Since the production of the subject vehicles, Kia has made a production change to the door trim color and is making that color available at no charge to those customers who elect to have the door trim color changed. Follow the procedure outlined in this publication to replace the front and rear door trim assemblies on the applicable vehicles. Before conducting the procedure, verify that the vehicle is included in the list of affected VINs.

Note: There is NO CUSTOMER OBLIGATION to have the door trim color changed. If the customer declines the repair, provide a detailed reason within the repair order/claim notes for a declined repair and claim labor op 240121R2.



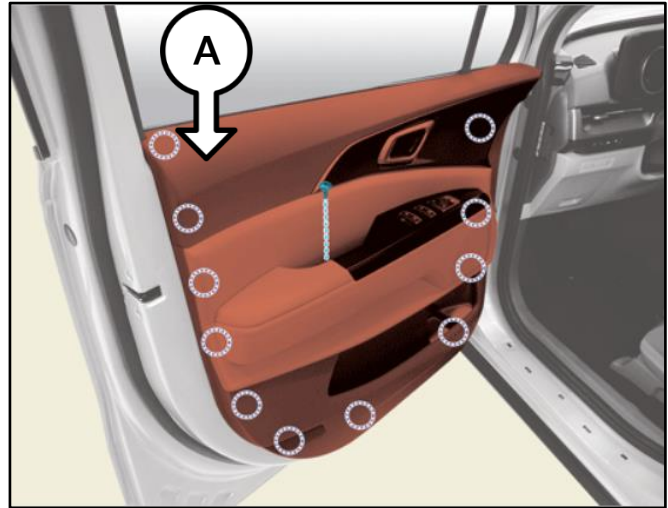
NOTICE

To assure complete customer satisfaction, always remember to refer to KDealer+ Warranty Coverage (validation) Inquiry Screen (Service → Warranty Coverage → Warranty Coverage Inquiry) for a list of any additional campaigns that may need to be performed on the vehicle before returning it to the customer.

A printed copy is for reference only; publication information can be updated at any time. Always refer to KGIS for the latest information. After logging in kdealer.com, the newest technical publications are listed in 'Service Releases' and has the latest service information that has been released.

Replacement Procedure: (Front)

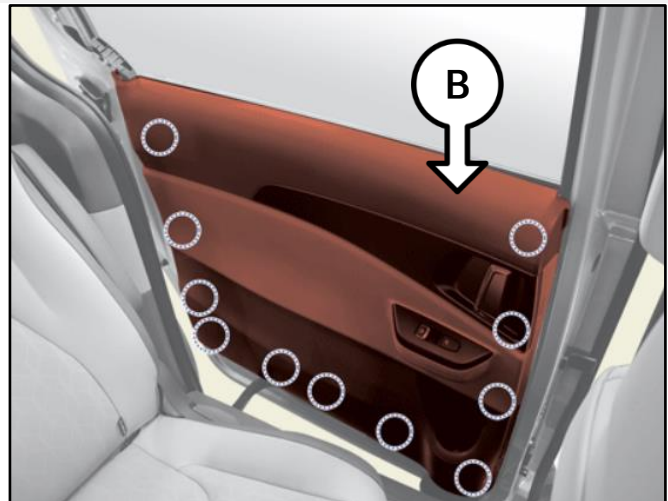
1. Disconnect the negative (-) battery terminal.
2. Replace the left and right front door trim assembly (A) by referring to "Body (Interior/ Exterior/Electrical) → Door - Front → Front Door Trim → Removal and Installation" in the applicable Shop Manual on KGIS.



3. Reinstall all removed parts in reverse order of removal.
4. Confirm normal operation.

Replacement Procedure: (Rear)

1. Remove the left and right rear door trim assembly (B) by referring to "Body (Interior/ Exterior/Electrical) → Door - Rear Sliding → Rear Sliding Door Trim → Removal and Installation" in the applicable Shop Manual on KGIS.



2. Reinstall all removed parts in reverse order of removal.
3. Confirm normal operation.

SUBJECT: **CUSTOMER SATISFACTION: DOOR TRIM ASSEMBLY REPLACEMENT (CS2401)****AFFECTED VEHICLE RANGE:**

Model	Production Date Range
Carnival (KA4) EX, SX, SXP	April 16, 2024 to May 24, 2024.

REQUIRED PART:

Part Name	Part Number	Figure	Qty.
Right Front Door Trim Assembly	82304 R0080HG1QK		1
Left Front Door Trim Assembly	82303 R0110HG1QK		1
Right Rear Door Trim Assembly	83304 R0460HG1QK		1
Left Rear Door Trim Assembly	83303 R0460HG1QK		1

Note: The replacement part numbers will require a VIN entry for parts ordering. DO NOT order these parts for stocking purposes, related to this TSB. Supply is very limited. Until supply stabilizes, please confirm part availability before scheduling customers. Please be sure to expedite warranty claim filing.

WARRANTY INFORMATION:

N Code: N99 C Code: C99

Claim Type	Causal P/N	Qty.	Repair Description	Labor Op Code	Op Time	Replacement P/N	Qty.
V	82307 R0530HG1	0	(CS2401) Door Trim Assembly Replacement (<u>Front</u> and <u>Rear</u>)	240121R0	1.1 M/H	82304 R0080HG1QK	1
						82303 R0110HG1QK	
	83304 R0460HG1QK						
	83303 R0460HG1QK						
			(CS2401) Cust. Declined Door Trim Replacement	240121R2*	0.1 M/H	N/A	0

Note: Manually enter sublet code 'X2' for reimbursement of one roundtrip rideshare expense or up to three (3) days of rental expense, with supporting documentation. *Please provide a detailed reason on the repair order for declined repair.

