



GROUP	MODEL
Voluntary Emissions Service Campaign	2024MY Multiple Models
NUMBER	DATE
SC320	October 2024

VOLUNTARY EMISSIONS SERVICE CAMPAIGN

SUBJECT:

EGR VALVE ASSEMBLY REPLACEMENT (SC320)

This bulletin provides information to replace the Exhaust Gas Recirculation (EGR) Valve Assembly on certain 2024MY Kia vehicles listed in the table below. Kia has become aware that the EGR Valve Assembly in the subject vehicles may not have been manufactured to Kia's specifications. This condition may cause the vehicle to release air pollutants which exceed Federal and California standards. As a result, the subject vehicles may exhibit an illumination of Malfunction Indicator Lamp (MIL) with DTC(s) P040500, P064200 and/or P065200. Follow the procedures outlined in this publication to replace the EGR Valve Assembly. Before conducting the procedure, verify that the vehicle is included in the list of affected VINs.

DTC Description:

P040500 - Exhaust Gas Recirculation Sensor A Circuit Low

P064200 - Sensor Reference Voltage 'A' Circuit Low

P065200 - Sensor Reference Voltage 'B' Circuit Low

Model	Production Date Range
Carnival (KA4)	January 16, 2024 to May 2, 2024
Sportage (NQ5)	January 17, 2024 to March 13, 2024
Niro HEV (SG2 HEV)	January 23, 2024 to February 14, 2024
Niro PHEV (SG2 PHEV)	January 23, 2024 to February 6, 2024

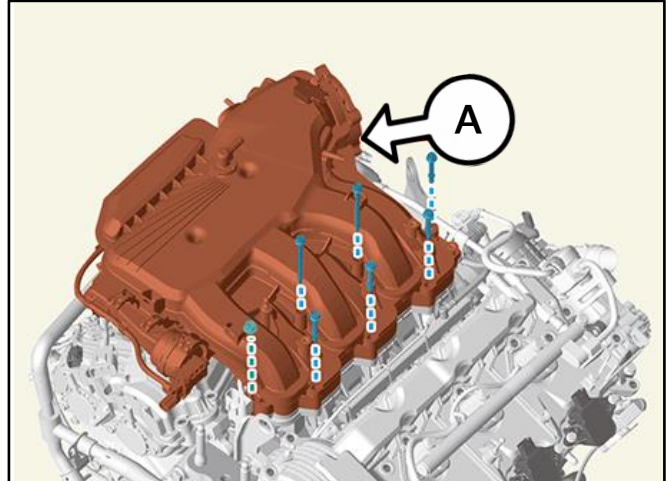
NOTICE

Repair status for a VIN is provided on KDealer+ (Service → Warranty Coverage → Warranty Coverage Inquiry → Campaign Information). Not completed Recall / Service Action reports are available on KDealer+ (Consumer Affairs → Not Completed Recall → Recall VIN → Select Report), which includes a list of affected vehicles.

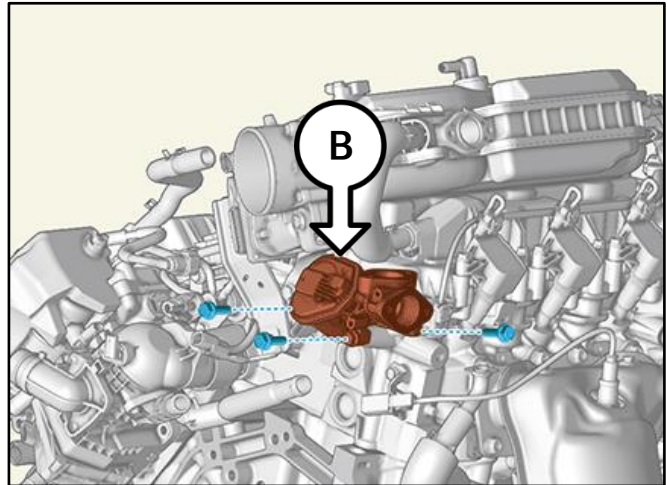
A printed copy is for reference only; publication information can be updated at any time. Always refer to KGIS for the latest information. After logging in kdealer.com, the newest technical publications are listed in 'Service Releases' and has the latest service information that has been released.

Replacement Procedure: Carnival (KA4)

1. Remove the surge tank (A) by referring to "Engine Mechanical System → Intake and Exhaust System → Surge Tank → Removal and Installation" in the applicable Shop Manual on KGIS.



2. Replace the Exhaust Gas Recirculation (EGR) Control Valve (B) by referring to "Emission Control System → Exhaust Emission Control System → EGR (Exhaust Gas Recirculation) → Removal and Installation" in the applicable Shop Manual on KGIS.




Tightening torque for EGR Bolts:
13.7 - 17.4 lb.ft (18.6 - 23.5 N.m)

3. Reinstall all removed parts in reverse order of removal.
4. Confirm normal vehicle operation.

SUBJECT:

EGR VALVE ASSEMBLY REPLACEMENT (SC320)**Replacement Procedure: Sportage (NQ5)**


1. Replace the EGR Valve Assembly (C) by referring to "Emission Control System → Exhaust Emission Control System → Electrical Exhaust Gas Recirculation (E-EGR) Control Valve → Removal and Installation" in the applicable Shop Manual on KGIS.



2. Reinstall all removed parts in reverse order of removal.
3. Confirm normal vehicle operation.

Replacement Procedure: Niro P/HEV (SG2 P/HEV)

1. Replace the EGR Valve Assembly (D) by referring to "Emission Control System → Exhaust Emission Control System → Electrical Exhaust Gas Recirculation (E-EGR) Control Valve → Removal and Installation" in the applicable Shop Manual on KGIS.



2. Reinstall all removed parts in reverse order of removal.
3. Confirm normal vehicle operation.

SUBJECT: EGR VALVE ASSEMBLY REPLACEMENT (SC320)

ATTENTION: THE PROOF OF CORRECTION CARD AND CAMPAIGN COMPLETION LABEL ARE RESTRICTED ONLY TO DEALERS IN THE FOLLOWING STATES:

California, Connecticut, Delaware, Massachusetts, Maine, Maryland, New Jersey, New York, Oregon, Pennsylvania, Rhode Island, Vermont, and Washington. See Parts Information below to order the Proof of Correction Card and Campaign Completion Label from the PDC.

VEHICLE EMISSION RECALL - PROOF OF CORRECTION CARD

A Vehicle Emission Recall - Proof of Correction card must be filled out for all vehicles registered in California, Connecticut, Delaware, Massachusetts, Maine, Maryland, New Jersey, New York, Oregon, Pennsylvania, Rhode Island, Vermont, and Washington. Residents of these states, who own an affected vehicle, will be required to possess a Vehicle Emission Recall - Proof of Correction card as evidence of voluntary service campaign completion, when they apply for vehicle registration renewal.

WHAT TO DO WITH THE CARD:

The Vehicle Emission Recall - Proof of Correction card must be completed by the Dealership's Service Manager using a permanent ink pen. A fine point pen is recommended. When filling in the information, copy the information directly from the vehicle, not the repair order. **ALL INFORMATION MUST BE PRINTED AND NEAT.**

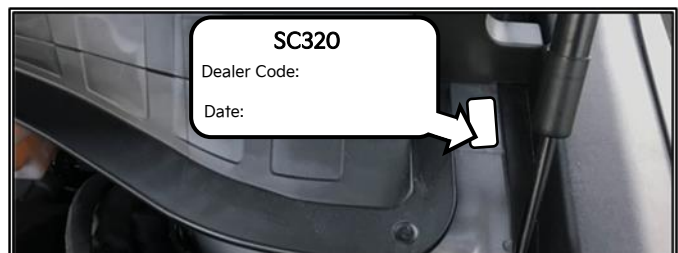
NOTE: DO NOT COMPLETE THE CARD UNLESS THE SERVICE CAMPAIGN WORK IS COMPLETED.

The copy of the card shown below indicates the areas to be filled in. Each area must be filled in. The completed card should be given to the owner of the vehicle upon completion of the Campaign and placement of the Campaign Completion Label outlined below.

FILLING OUT AND APPLYING THE CAMPAIGN COMPLETION LABEL (CA and S.177 STATES ONLY):

The dealer must fill in the Dealer Code and Date information fields on the Campaign Completion Label. Once complete, affix the campaign completion label under the hood of the vehicle, as shown below.

CA and S.177 States Only: Apply SC320 Campaign Completion Label onto the body in the area next to the shock tower, as shown. **NOTE: Be sure to clean the mounting surface to ensure proper label adhesion.**

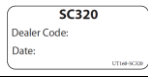



SUBJECT:

EGR VALVE ASSEMBLY REPLACEMENT (SC320)**AFFECTED VEHICLE RANGE:**

Model	Production Date Range
Carnival (KA4)	January 16, 2024 to May 2, 2024
Sportage (NQ5)	January 17, 2024 to March 13, 2024
Niro HEV (SG2 HEV)	January 23, 2024 to February 14, 2024
Niro PHEV (SG2 PHEV)	January 23, 2024 to February 6, 2024

REQUIRED PARTS:

Model	Part Name	Part Number	Figure	Qty.	Comment
All	Campaign Completion Label	UT160 SC320		1	N/A
	Vehicle Emissions Recall Proof of Correction Card	UT161 SC320		1	
KA4	EGR Valve Assembly	28410 3NFB0QQK	N/A	1	N/A
	EGR Pipe Gasket	28491 3N000QQK	N/A	2	
	EGR Service Kit	28751 3N003QQK	N/A	1	
	• ETC Gasket	29211 3N300		1	Note: Dealers MUST Order service kit PN 28751 3N003QQK.
	• Intake Manifold Gasket	29215 3N350		1	
	• Exhaust Pipe Gasket	28751 A9100		1	
• Exhaust Pipe Gasket	28751 2S000		2		
• EGR Pipe Gasket	28491 3N010		1		
• Gasket	28246 3N001		1		
NQ5	EGR Valve Assembly	28400 2S000QQK	N/A	1	N/A
	EGR Pipe Gasket	28493 2S040QQK	N/A	1	
		28493 2S030QQK		1	
	Coolant	UM022 CH271	N/A	2 gal	Concentrate
	EGR Service Kit	28751 2S000QQK	N/A	1	Note: Dealers MUST Order service kit PN 28751 2S000QQK.
	• Exhaust Pipe Gasket	28751 2B300		1	
	• Exhaust Pipe Gasket	28751 3S100		1	
	• EGR Pipe Gasket	28493 2S010		1	
	• EGR Pipe Gasket	28493 2S020		1	
	• Gasket	28535 2SAD0		1	
• Thermostat Housing Gasket	25623 2S600		1		
• O-Ring	25462 2S500		1		
• O-Ring	25462 2S000		1		
• EGR Pipe Gasket	28493 2S000		1		
• EGR Cooler Gasket	28493 2S050		1		
SG2 P/HEV	EGR Valve Assembly	28450 08HA0QQK	N/A	1	N/A
	EGR Pipe Gasket	28492 07000QQK	N/A	1	
	EGR Pipe Gasket	28491 08HA0QQK	N/A	1	

Note: The replacement QQQ part numbers will require a VIN entry for parts ordering. DO NOT order these parts for stocking purposes, related to this Campaign. Supply is very limited. Until supply stabilizes, please confirm part availability before scheduling customers. Please be sure to expedite warranty claim filing.



SUBJECT:

EGR VALVE ASSEMBLY REPLACEMENT (SC320)**WARRANTY INFORMATION:****N Code: W17 C Code: ZZ3**

Model	Claim Type	Causal P/N	Qty.	Repair Description	Labor Op Code	Op Time	Replacement P/N	Qty.
KA4	R	28410 3NFBO	0	(SC320) EGR Valve Assembly Replacement + DTC Clear	240060R0	1.6 M/H	28410 3NFBOQQK	1
							28491 3N000QQK	2
							28751 3N003QQK	1
NQ5		28400 2S000			240060R1	2.6 M/H	28400 2S000QQK	1
							28493 2S040QQK	1
							28493 2S030QQK	1
							28751 2S000QQK	1
							UM022 CH271	2
SG2 P/HEV		28450 08HAO			240060R2	0.6 M/H	28450 08HA0QQK	1
	28492 07000QQK		1					
	28491 08HA0QQK		1					

Note: Refer to [Warranty Bulletin 2024-59](#) for claim submission procedures. Manually enter sublet code 'X2' for reimbursement of one roundtrip rideshare expense or up to three (3) days of rental expense, with supporting documentation.

