



# TECHNICAL SERVICE INFORMATION BULLETIN

TSIB 24-05 Rev A		July 30, 2024
<b>TO:</b>	All Operators	
<b>TITLE:</b>	L9 Alternator Belt Layout Modification	
<b>APPLICABILITY:</b>	Applies to all MCI J3500 coaches	

If the L9 engine alternator belt breaks or shreds prematurely, follow the attached Technical Service Bulletin from Cummins to relocate the idler pulley and change belt layout for improved performance. Contact local Cummins dealership for parts.



# Technical Service Bulletin

Technical Service Bulletin: TSB240130

Released Date: 17-Jul-2024

Belt Shredding and Change in Belt Layout: MCI

## Belt Shredding and Change in Belt Layout: MCI

### Warranty Statement

The information in this document has no effect on present warranty coverage or repair practices, nor does it authorize TRP or Campaign actions.

### Contents

#### Product Affected

Engine:

- L9 CM 2350 L116B
- L9 CM 2450 L126B

OEM:

- MCI

#### Issue Summary

Symptom:

- Belt Fraying/Belt Wear
- Belt Noise/Whining
- Vibration

Root Cause:

- Operating conditions contributed to an accelerated engine transient speed duty cycle.

#### Verification

Verify the belt is broken or shredded.

#### Resolution

- If the belt is broken or shredded, the new idler location and new belt layout change are recommended.
- Discard the new dust shield and ribbed pulley from the kit. Reuse the existing dust shield and original ribbed pulley.

### Service Instructions

- Use kit, Part Number 5335096, to relocate pulley, Part Number 4991240.
- Replace belt, Part Number 3289558, with new belt, Part Number 5690240.
- For CM2450 2021 build year and up, relocate wiring harness clip, Part Number 68152, from location 1 to 2 in Figure 2.

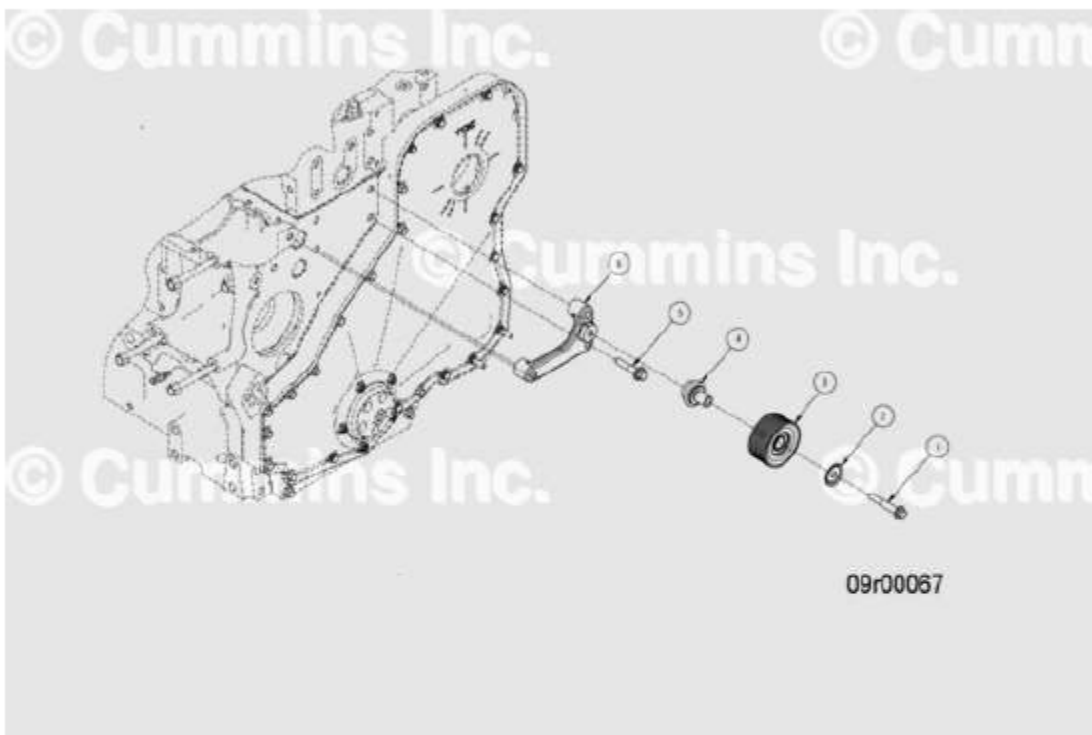


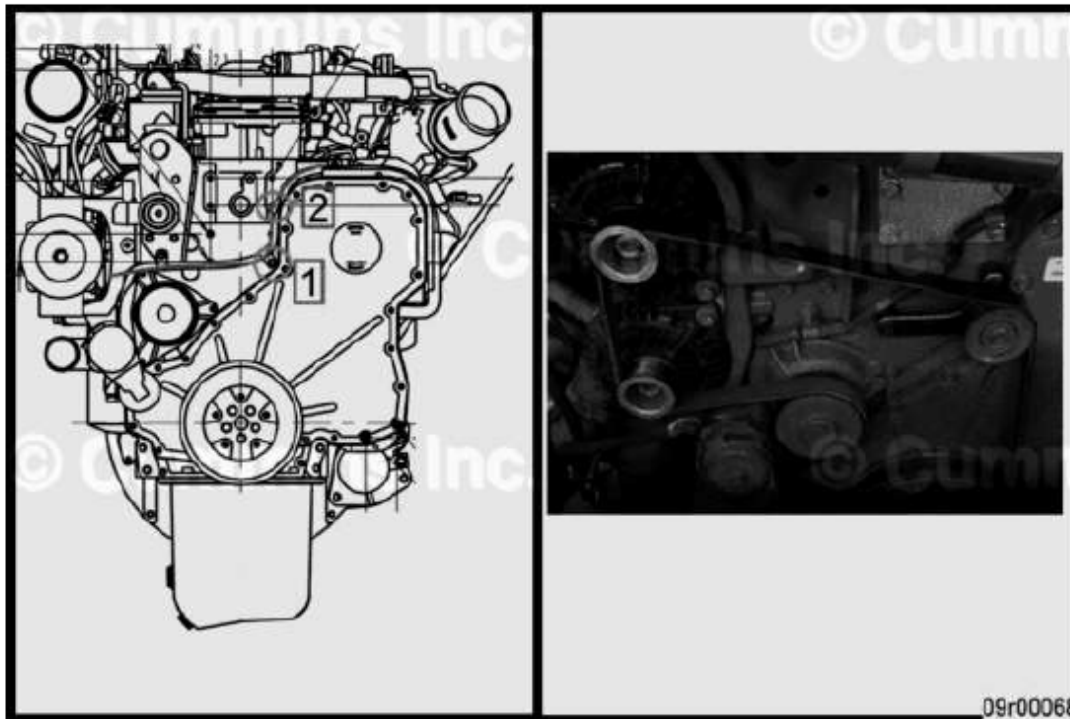
Figure 1, New Parts Kit, Part Number 5335096.

**Table 1, Service Parts**

Figure 1 Number	Part Number	Name	Quantity	Instructions
1	5364663	SUPPORT, IDLER PULLEY	1	New mounting bracket
2	3093826	SCREW, HEXAGON FLANGE HEAD CAP	2	Torque to 65 N•m [ 50 ft-lb ]
3	3935229	SHAFT, IDLER	1	Replace as needed.
4	4991240	PULLEY, IDLER	1	Use original ribbed pulley.


**Table 1, Service Parts**

Figure 1 Number	Part Number	Name	Quantity	Instructions
5	4945913	SHIELD, DUST	1	Discard. Reuse dust shield, Part Number 3921533
6	3900635	SCREW, HEXAGON FLANGE HEAD CAP	1	Torque to 65 N·m [ 50 ft-lb ]
Not Shown	3910901	SCREW, HEXAGON FLANGE HEAD CAP	1	Discard
Not Shown	3970945	PULLEY, IDLER	1	Discard



**Figure 2, Wiring Harness and Clamp Reposition.**

Picture of the new layout:



**Direct all inquiries regarding this bulletin to:**

**Kevin Robinson**  
*Manager, Service Engineering*

C 204.430.8826  
[kevin\\_robinson@newflyer.com](mailto:kevin_robinson@newflyer.com)

**New Flyer**