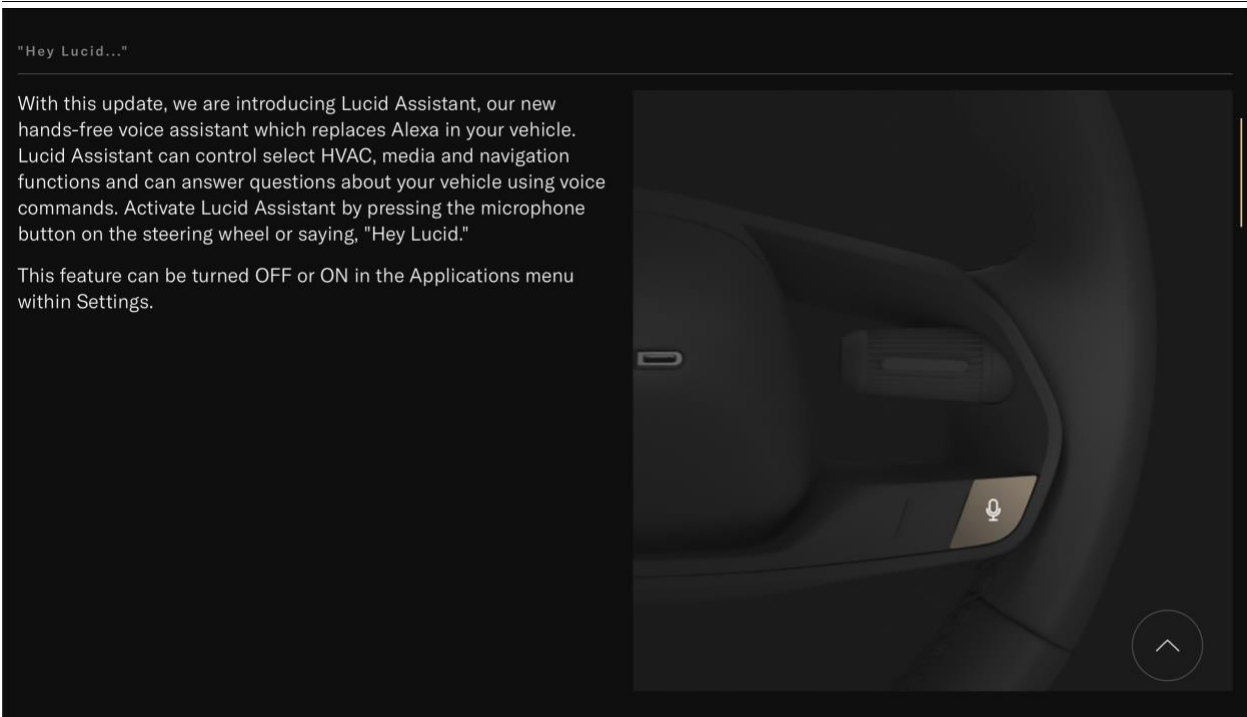
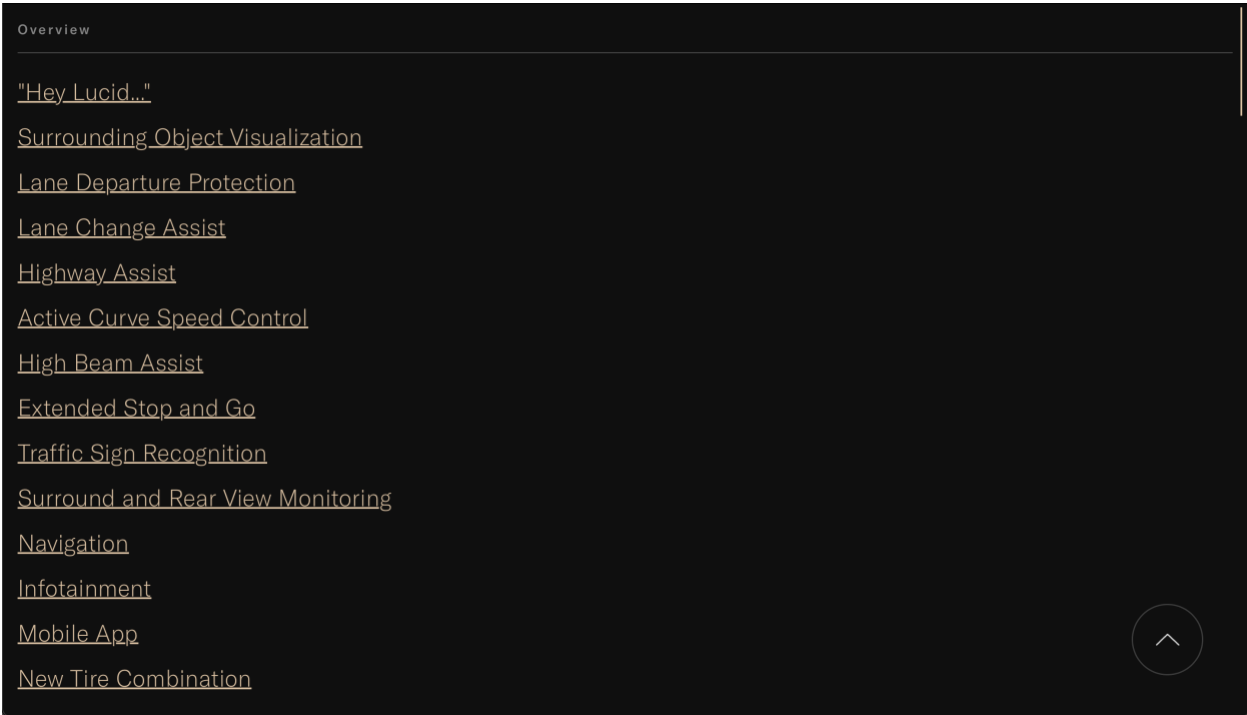
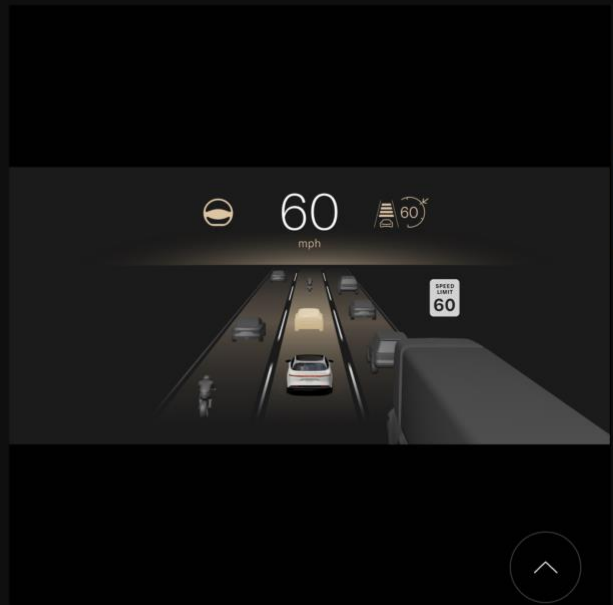


OTA v2.4.4 “Hey Lucid”, Surrounding Object Visualization, Lane Departure Protection, Lane Change Assist, Highway Assist, Active Curve Speed Control, High Beam Assist, Extended Stop and Go, Traffic Sign Recognition, Surround and Rear View Monitoring, Navigation, Infotainment, Mobile App, New Tire Combination



Surrounding Object Visualization

DreamDrive Pro now supports expanded drive assist visualization to cover up to three lanes, providing a detailed view of lanes and vehicle types.



Lane Departure Protection

We have improved Lane Departure Protection, making it easier for drivers to override automated steering corrections intended to prevent a lane departure.

Lane Change Assist

Lane Change Assist is added to vehicles equipped with DreamDrive Pro. This feature enables automated lane changes when Highway Assist is active. When a dashed line appears adjacent to the lane of travel on the display, hold the turn signal lever briefly to activate and the lane change will be automatically completed in the direction of the turn signal.

Lane Change Assist can be disabled in the DreamDrive menu within Settings.

Before the first use, Lane Change Assist requires a period of driving in the middle lane on a multi-lane highway before it can be activated, for calibration purposes. The calibration is complete when a dashed line appears between lanes.

NOTE: This feature is available in the United States only. Lane Change Assist is a driver assistance feature, and the driver remains responsible for the driving task, including ensuring that it is safe to change lanes prior to doing so and monitoring the surrounding traffic throughout the lane change maneuver.



Highway Assist

In vehicles equipped with DreamDrive Pro, Highway Assist helps the driver maintain the vehicle's position within the center of the lane and a constant distance from the vehicle in front. The driver is required to keep their hands on the steering wheel.

Active Curve Speed Control

Active Curve Speed Control detects the curvature of the road and reduces the vehicle speed when appropriate while Highway Assist is active.

NOTE: This feature is available in the United States only.

High Beam Assist

We have enhanced High Beam Assist with improved target detection performance.

Extended Stop and Go

On vehicles equipped with DreamDrive Pro, the auto-resume functionality for drive assist has been enhanced. In heavy stop-and-go driving, your vehicle will now resume traveling after stopping in traffic as long as the driver monitoring system detects the driver is looking ahead.

NOTE: This feature is available in the United States only.



Traffic Sign Recognition

Traffic Sign Recognition has been added to detect speed limit signs and provide a warning if the speed limit is exceeded.

NOTE: This feature is available only in the United Arab Emirates.

Surround and Rear View Monitoring

Park Distance Warning, Surround View Monitoring and Rear View Monitoring screens will now close at 6 mph (10 km/h).

Navigation

Apple CarPlay now integrates turn-by-turn navigation in the instrument cluster.

The readability for the built-in navigation map has been improved by adjusting colors, line thicknesses, and visibility of key elements at closer zoom levels.

Infotainment

HomeLink devices are now available when the backup camera is active.

All your programmed Homelink devices can now be used by all the profiles associated with your vehicle. You may have to reprogram your Homelink devices in case you do not see it in the updated list.



Mobile App

Lucid Mobile App connection times and command response speeds are faster and provide a more responsive experience.

New Tire Combination

A new summer tire configuration (P245/40R20) has been added to the "Tire Selection" menu in Pure rear-wheel drive models.

