



GROUP	MODEL
FUE	2017-2021MY Multiple Models 3.3L GDI Lambda II
NUMBER	DATE
067 (Rev 1, 9/20/2024)	May 2024

TECHNICAL SERVICE BULLETIN

SUBJECT:

HIGH-PRESSURE FUEL PUMP REPLACEMENT

NOTICE

This bulletin has been revised to include additional information. New/revised sections of this bulletin are indicated by a black bar in the margin area.

This bulletin provides information associated with the 'Warranty Extension Program' (WTY034) to diagnose the 'Malfunction Indicator Lamp' (MIL) accompanied by DTC P0088 and, if necessary, replace the high-pressure fuel pump on vehicles listed below.

Model	Production Date Range
2019-2021MY Sedona (YP) 3.3L	February 13, 2018 to July 8, 2020
2017-2020MY Cadenza (YG) 3.3L	June 2, 2016 to October 15, 2020
2019-2020MY Sorento (UMa) 3.3L	January 24, 2018 to October 15, 2020

The fuel control valve (FCV) plunger in the vehicle's high-pressure fuel pump may wear unevenly, and, over time, become stuck in the open position. If this condition occurs, the customer may experience rough running, engine hesitation, and/or illumination of the MIL. In rare cases, the engine may shut off while the vehicle is at a stop, although it can be immediately restarted (after shifting into Neutral or Park). The warranty coverage for repairs related to the high-pressure fuel pump will be extended from 5 years / 60,000 miles to 15 years / 180,000 miles, whichever comes first, starting from the date the vehicle was first put into service. Follow the procedure outlined in this publication to inspect the vehicle and check for DTC P0088 and, if necessary, replace the high-pressure fuel pump and related parts on the applicable vehicle.

DTC Description:

P0088 - Fuel Rail/System Pressure Too High

NOTICE

A Technical Service Bulletin is a field fix repair program without customer notification that may be performed during the warranty period. Any dealer requesting to perform this repair outside the warranty period will require DPSM approval.

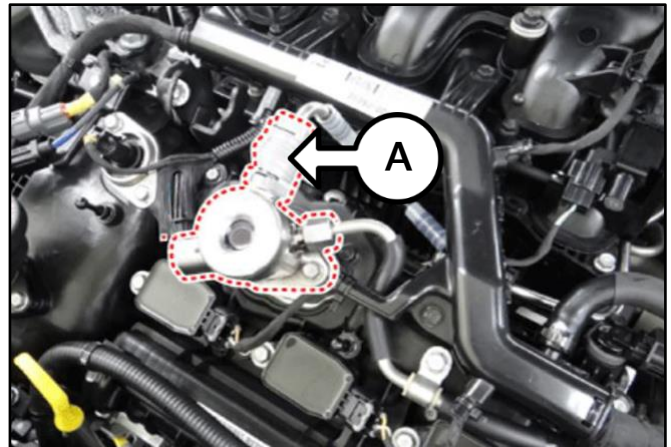
Replacement Procedure:

1. Using KDS, scan for DTC P0088.
 - If DTC P0088 is stored, proceed to step 2.
 - If DTC P0088 is NOT stored, no further action required. This TSB does not apply. **Claim DTC Inspection Only Op Code.**

❗ IMPORTANT

A **Vehicle Diagnosis Number (VDN)** must be created for DTC P0088 prior to ordering parts and performing necessary procedures as outlined in this TSB. If a VDN is not created, Parts Ordering and Warranty claim submission issues **WILL** occur.

2. Release the residual pressure in the fuel line by referring to “Engine Control / Fuel System → Fuel Delivery System → Release Residual Pressure in Fuel Line” in the applicable Shop Manual on KGIS.
3. Replace the High-Pressure Fuel Pump (HPFP) (A) by referring to “Engine Control / Fuel System → Fuel Delivery System → High Pressure Fuel Pump → Repair procedures” in the applicable Shop Manual on KGIS.



Tightening torque for bolts:
9.4 - 10.9 lb.ft (12.8 - 14.7 N.m)

Note: DO NOT reuse HPFP bolts or high-pressure fuel pipe. Refer to [VIDO20](#) for HPFP and Line Installation.


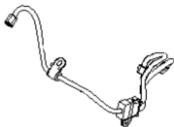
4. Reinstall all removed parts in reverse order of removal.
5. Confirm normal vehicle operation.

SUBJECT:

HIGH-PRESSURE FUEL PUMP REPLACEMENT**AFFECTED VEHICLE RANGE:**

Model	Production Date Range
Sedona (YP)	February 13, 2018 to July 8, 2020
Cadenza (YG)	June 2, 2016 to October 15, 2020
Sorento (UMa)	January 24, 2018 to October 15, 2020

REQUIRED PART:

Model	Part Name	Part Number	Comments	Figure	Qty.
YG	High-Pressure Fuel Pump	35320 3L100QQK	17MY YG Produced from June 2, 2016 to August 23, 2016		1
YG YP UMa	High-Pressure Fuel Pump	35320 3L110QQK	17-20MY YG Produced from August 24, 2016 to October 15, 2020 19-21MY YP 19-20MY UMa		1
All	Bolts	11235 06226KQQK	Not Reusable	N/A	2
	High-Pressure Fuel Pipe	35305 3L110QQK			1

Note: The replacement part numbers will require a VIN entry for parts ordering. DO NOT order these parts for stocking purposes, related to this Campaign. Supply is very limited. Until supply stabilizes, please confirm part availability before scheduling customers. Please be sure to expedite warranty claim filing. A [Vehicle Diagnosis Number \(VDN\)](#) must be created for DTC P0088, prior to ordering parts and performing necessary procedure(s), as outlined in this TSB.



SUBJECT:

HIGH-PRESSURE FUEL PUMP REPLACEMENT**WARRANTY INFORMATION:****N Code: D82 C Code: ZZ3**

Model	Claim Type	Causal P/N	Qty.	Repair Description	Labor Op Code	Op Time	Replacement P/N	Qty.
YP	W	39101 3LPNO	0	DTC Inspection Only	242014R0	0.2 M/H	N/A	0
YG		39100 3CYNO			242014R3			
UMa		39101 3LMNO			242A15I0			
UMa	W	35320 3L110	0	DTC (P0088) Inspection + High-Pressure Fuel Pump and Pipe Replacement	242A15R0	1.5 M/H	35320 3L110QQK	1
								11235 06226KQQK
YP					242014R1	1.0 M/H	35305 3L110QQK	1
YG			35320 3L100		0	242014R4	0.8 M/H	35320 3L100QQK or 35320 3L110QQK
						11235 06226KQQK	2	
						35305 3L110QQK	1	

Note: A [Vehicle Diagnosis Number \(VDN\)](#) must be created for DTC P0088 prior to ordering parts and performing necessary procedure, as outlined in this TSB. If a VDN is not created, Parts Ordering and Warranty claim submission issues WILL occur. Any claims for replacement parts are subject to Warranty review and chargeback. Please refer to [Warranty Extension Bulletin 2403](#) for claim submission instructions.

