



Technical Service Bulletin

GROUP	NUMBER
CAMPAIGN	24-01-045H-2
DATE	MODEL(S)
SEPTEMBER 2024	SEE BELOW

SUBJECT:

SOFTWARE UPDATE FOR DISPLAY AUDIO 2.0V AND
AVN 5TH GEN WIDE (SERVICE CAMPAIGN TBW)

This TSB supersedes 24-01-045H-1 to add applicable model years to all models for each USB in the Parts tables on pages 2 & 3.

★ IMPORTANT

Dealers must perform this service campaign on all affected vehicles prior to customer retail delivery and whenever an affected vehicle is in the shop for any maintenance or repair.

Access the "Vehicle Information" screen via WebDCS to identify open campaigns.

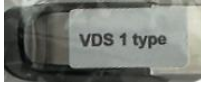


Description: A software update is available for multiple vehicles equipped with either Display Audio 2.0V or the AVN 5th Gen Wide system.

Applicable Vehicles (Certain): Models below produced from February, 2021 – September, 2022

- 2022-2023MY Elantra (CN7/CN7A)
- 2022-2023MY Elantra Hybrid (CN7 HEV)
- 2022MY Elantra N (CN7 N)
- 2022MY IONIQ Hybrid (AE HEV)
- 2022MY IONIQ Plug-in Hybrid (AE PHEV)
- 2022-2023MY Kona (OS)
- 2022-2023MY Kona Electric (OS EV)
- 2022-2023MY Kona N (OS N)
- 2022MY Palisade (LX2)
- 2022-2023MY Santa Cruz (NXT)
- 2022-2023MY Santa Fe (TMA)
- 2022MY Santa Fe Hybrid (TM HEV)
- 2022MY Santa Fe Plug-in Hybrid (TM PHEV)
- 2022-2023MY Sonata (DN8)
- 2022MY Sonata (DN8A)
- 2022-2023MY Sonata Hybrid (DN8 HEV)
- 2022MY Tucson (NX4)
- 2022-2023MY Tucson (NX4A)
- 2022MY Tucson Hybrid (NX4 HEV)
- 2022MY Tucson Plug-in Hybrid (NX4 PHEV)
- 2022MY Veloster N (JS N)
- 2022MY Venue (QX)

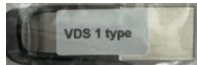
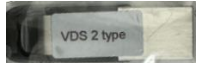
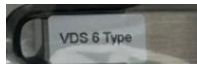
Models with 'A' in their model code (e.g. CN7A) have VINs starting with number '5'.

SUBJECT:SOFTWARE UPDATE FOR DISPLAY AUDIO 2.0V AND
AVN 5TH GEN WIDE (SERVICE CAMPAIGN TBW)**Parts Information:****Vehicles Equipped with Display Audio 2.0V:**

Model Year	Model	Part Name	Part Number	Figure	Remarks		
2022-2023	Elantra (CN7/CN7A)	S/W UPDATE USB MEMORY STICK	VDS1TYPE		Each dealer has been shipped 4 different USB drives for the start of this campaign (1 each of VDS1TYPE, VDS2TYPE, VDS3TYPE, VDS6TYPE)		
2022-2023	Elantra Hybrid (CN7 HEV)						
2022	IONIQ Hybrid/Plug-in (AE HEV/PHEV)						
2022-2023	Kona (OS)						
2022-2023	Kona Electric (OS EV)						
2022	Palisade (LX2)						
2022-2023	Santa Cruz (NXT)						
2022	Tucson (NX4)						
2022-2023	Tucson (NX4A)						
2022	Tucson Hybrid (NX4 HEV)						
2022	Sonata (DN8/DN8A)						
2022-2023	Sonata Hybrid (DN8 HEV)						
2022-2023	Santa Fe (TMA)					VDS2TYPE	
2022	Santa Fe Hybrid/Plug-in (TMA HEV/PHEV)						
2022	Venue (QX)					VDS3TYPE	

NOTE: Refer to the table on page 10, [Software Versions for Display Audion 2.0V](#), for a detailed list of models, head unit part numbers, USB drives to use for update, and updated software versions.

SUBJECT:SOFTWARE UPDATE FOR DISPLAY AUDIO 2.0V AND
AVN 5TH GEN WIDE (SERVICE CAMPAIGN TBW)**Vehicles Equipped with AVN 5th Gen Wide:**

Model Year	Model	Part Name	Part Number	Figure	Remarks		
2022	IONIQ Hybrid/Plug-in (AE HEV/ PHEV)	AVN Update USB	VDS1TYPE		Each dealer has been shipped 4 different USB drives for the start of this campaign (1 each of VDS1TYPE, VDS2TYPE, VDS3TYPE, VDS6TYPE).		
2022-2023	Kona (OS)						
2022-2023	Kona Electric (OS EV)						
2022-2023	Santa Fe (TMA)						
2022	Santa Fe Hybrid/Plug-in (TMA HEV/PHEV)						
2022-2023	Sonata (DN8/DN8A)						
2022-2023	Sonata Hybrid (DN8 HEV)						
2022	Veloster N (JS N)						
2022	Elantra N (CN7 N)					VDS2TYPE	
2022-2023	Kona EV (OS EV)						
2022-2023	Kona N (OS N)						
2022-2023	Santa Cruz (NXT)						
2022-2023	Tucson (NX4/NX4A)						
2022	Tucson Hybrid/Plug-in (NX4 HEV/PHEV)						
2022-2023	Elantra (CN7/CN7A)		VDS6TYPE				
2022-2023	Elantra Hybrid (CN7 HEV)						
2022	Palisade (LX2)						
2022	Venue (QX)						

NOTE: Refer to the table on page 14, [Software Versions for AVN 5th Gen Wide](#), for a detailed list of models, head unit part numbers, USB drives to use for update, and updated software versions

SUBJECT:SOFTWARE UPDATE FOR DISPLAY AUDIO 2.0V AND
AVN 5TH GEN WIDE (SERVICE CAMPAIGN TBW)**Warranty Information:**

Model	Op. Code	Operation	Op. Time	Casual Part	Nature Code	Cause Code
Elantra (CN7/CN7A)	40D059R0	Display Audio Software Update	0.3 M/H	96160-AA230LS5	M45	ZZ3
IONIQ Hybrid/Plug-in (AE HEV/PHEV)				96160-G2GA0MGS		
Kona (OS)				96160-J9630NVC		
Palisade (LX2)				96160-S8710		
Santa Cruz (NXT)				96160-K5010		
Sonata (DN8A)				96160-L0200NVC		
Tucson (NX4)				96160-N9410		
Santa Fe (TMA)				96160-S2570RET		
Venue (QX)				96160-K2893MDD		
Elantra Hybrid (CN7 HEV)				40D059R2		
Kona Electric (OS EV)	96160-K4710TMT					
Sonata Hybrid (DN8 HEV)	96160-L5700SSW					
Tucson Hybrid (NX4 HEV)	96160-P0110					
Santa Fe Hybrid/Plug-in (TM HEV/PHEV)	96160-CL070					
Tucson (NX4A)	40D059R3			96160-CW000		
Elantra (CN7/CN7A)	40D059R1	AVN Software Update		96560-AA080NNB		
Ioniq Hybrid/Plug-in (AE HEV/PHEV)				96560-G7150VCS		
Kona (OS)				96560-J9650NVC		
Kona N (OS N)				96560-I3150		
Palisade (LX2)				96560-S8EB0		
Santa Cruz (NXT)				96560-K5120		
Santa Fe (TMA)				96560-S2520RET		
Sonata (DN8)				96560-L0BC0SSW		
Tucson (NX4/NX4A)				96560-N9450		
Veloster (JSN)				96560-K9700MPP		

SUBJECT:SOFTWARE UPDATE FOR DISPLAY AUDIO 2.0V AND
AVN 5TH GEN WIDE (SERVICE CAMPAIGN TBW)

Model	Op. Code	Operation	Op. Time	Casual Part	Nature Code	Cause Code
Venue (QX)	40D059R1	AVN Software Update	0.3 M/H	96560-K2370UGM	M45	ZZ3
Elantra Hybrid (CN7 HEV)	40D059R4			96560-BY130NNB		
Kona Electric (OS EV)				96560-K4760NVC		
Santa Fe Hybrid/Plug-in (TMA HEV/PHEV)				96560-CL060RET		
Sonata Hybrid (DN8 HEV)				96560-L1HG0		
Tucson Hybrid/Plug-in (NX4 HEV/PHEV)				96560-P0100		
Elantra N (CN7 N)				40D059R5		
Kona N (OS N)	96560-I3150NVC					

NOTE 1: Submit claim on Claim Entry Screen as “Campaign” type.

NOTE 2: If a part is found in need of replacement while performing this campaign and the affected part is still under warranty, submit a separate claim using the same repair order. If the affected part is out of warranty, submit a Prior Approval request for goodwill consideration prior to performing the work.

NOTE 3: Op times include VIN, Mileage, and photo capture of the “SW Info/Update” screen as outlined in the Digital Documentation Policy.

Service Procedure:**STUI**

This TSB includes Repair validation photos. Refer to the latest Warranty Digital Documentation Policy for requirements.

This campaign contains software update procedures for 2 different audio systems. Please refer to the correct section for your particular vehicle.

- **Software Update for Display Audio 2.0V** [Page 6](#)
- **Software Update for AVN 5th Gen Wide** [Page 10](#)

NOTICE

Ensure the 12 volt battery is sufficiently charged and power is **ON** to prevent battery drain during the update.

**Information**

Before performing the update, verify that the AVN system is genuine Hyundai equipment.

SUBJECT:

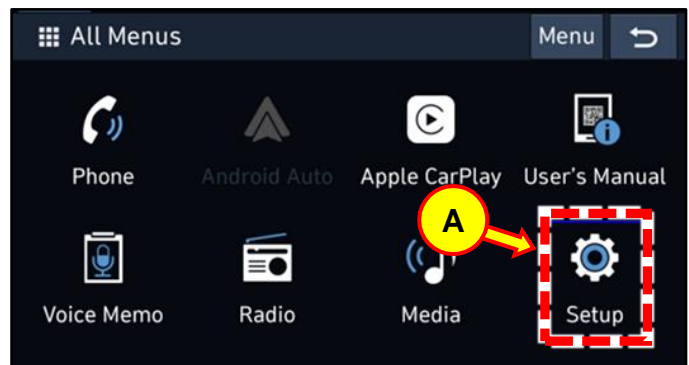
SOFTWARE UPDATE FOR DISPLAY AUDIO 2.0V AND
AVN 5TH GEN WIDE (SERVICE CAMPAIGN TBW)

Software Update for Display Audio 2.0V

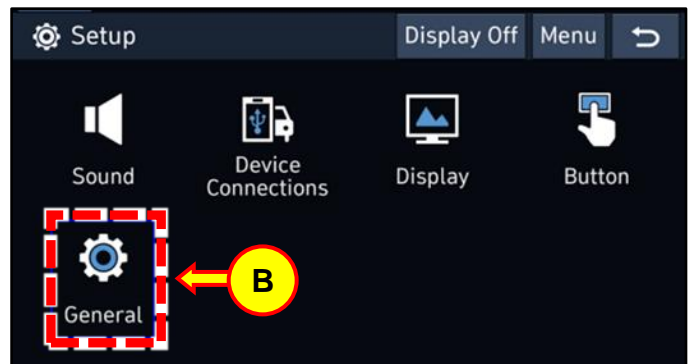
1. Turn **ON** the ignition switch.




2. Press **Setup** (A) to enter the Setup menu.



3. Press **General** (B).



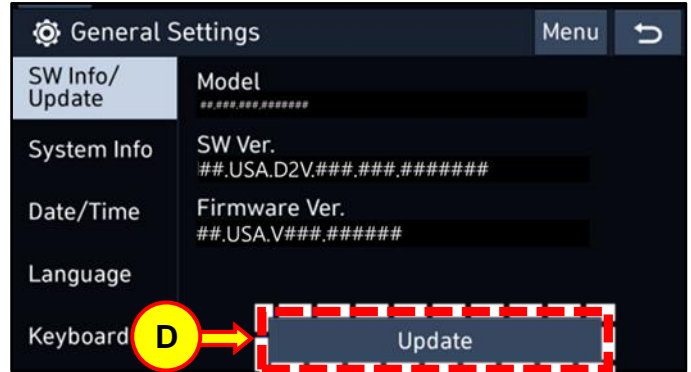
4. Insert the USB flash drive into the USB slot (C).



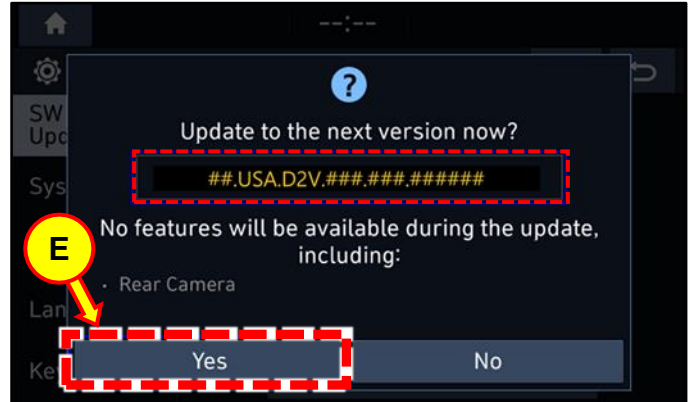
- 5. Press **Update** (D) at the bottom of the screen to proceed with the software update.

NOTICE

Do **NOT** remove the USB flash drive or turn power **OFF** during the update. This may cause data loss or system failure.



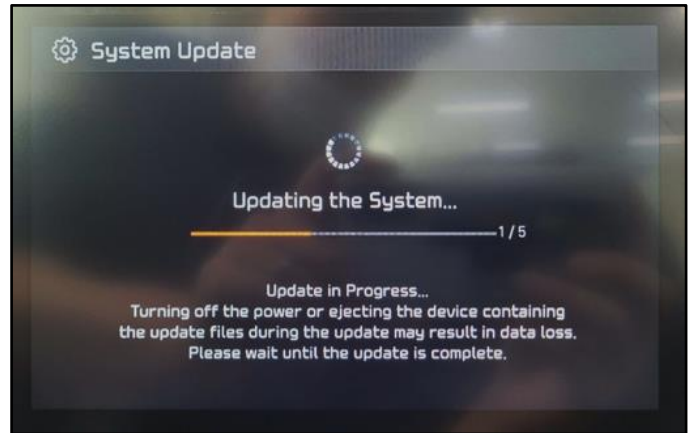
- 6. Select **Yes** (E) on the pop-up.



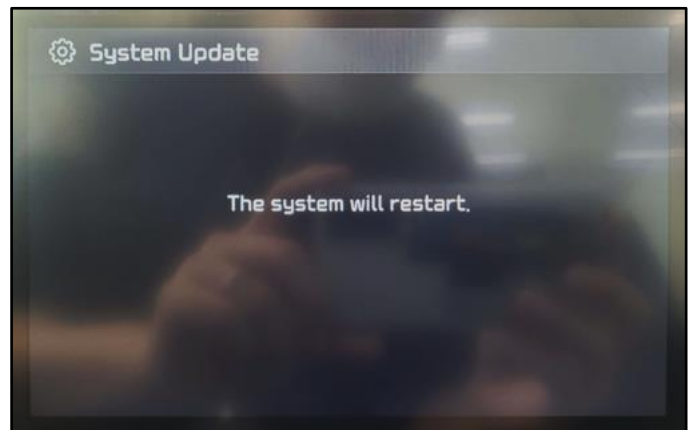
The update will process automatically, and will take approximately 15 minutes to complete.

i Information

There will be multiple occurrences where the Hyundai logo will appear, or the display will be black during the update process. This is normal.



When the update has completed, the image shown to the right appears, and the system will automatically reboot.

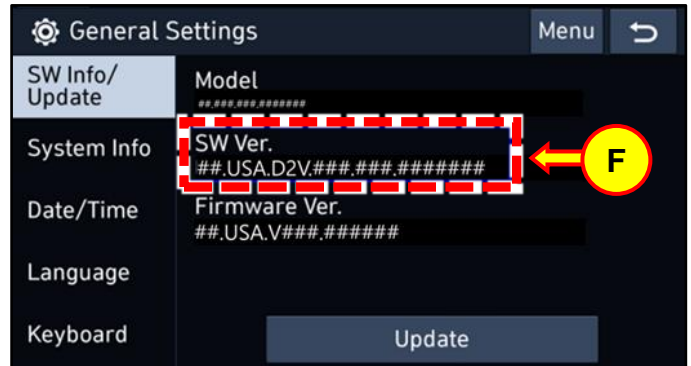


SUBJECT:

**SOFTWARE UPDATE FOR DISPLAY AUDIO 2.0V AND
AVN 5TH GEN WIDE (SERVICE CAMPAIGN TBW)**

8. After the update has completed, confirm the **Software Version (F)** has been correctly updated by referring to the **SW Info/Update** screen.

- Refer to **Software Versions for Display Audio 2.0V** on page 8 for a list of updated software versions by model.



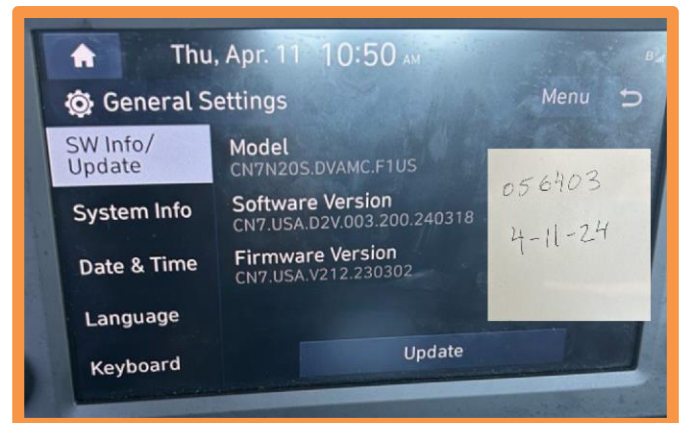
9.

STUI



Take a photo of the 'SW Info/Update' screen showing the updated S/W version with the last 6 digits of the VIN and date of repair on a piece of paper. Put post-it/piece of paper in top right-hand corner for photo.

Upload the photo to STUI.



10. After the update, turn engine/power ON and adjust the warning volume.

- If applicable using the Menu mode button on the steering wheel and the instrument cluster menus on the LCD display, change Warning Volume to **"Low"**.

11. Procedure is complete. Remove USB flash drive from the vehicle.

SUBJECT:SOFTWARE UPDATE FOR DISPLAY AUDIO 2.0V AND
AVN 5TH GEN WIDE (SERVICE CAMPAIGN TBW)**Software Versions for Display Audio 2.0V:**

Model Year	Model	Head Unit Part Number	Updated Software Version	USB Drive for Update		
2022-2023	Elantra (CN7/CN7A)	96160-AA230 96160-AA240 96160-AA250	D2V.003.200.240318	VDS 1 type		
	Elantra Hybrid (CN7 HEV)	96160-BY090				
2022	IONIQ Hybrid (AE HEV)	96160-G7GB0 96160-G2GA0				
	IONIQ Plug-in Hybrid (AE PHEV)	96160-G2GB0 96160-G2MA0				
2022-2023	Kona (OS)	96160-J9630 96160-J9650				
2022-2023	Kona Electric (OS EV)	96160-K4710				
2022	Palisade (LX2)	96160-S8710				
2022-2023	Santa Cruz (NXT)	96160-K5010 96160-K5120 96160-K5130				
2022	Sonata (DN8)	96160-L0200 96160-L0500 96160-L0250				
2022-2023	Sonata Hybrid (DN8 HEV)	96160-L5700 96160-L5650				
2022	Tucson (NX4)	96160-N9410 96160-N9470 96160-N9480				
2022-2023	Tucson (NX4A)	96160-CW000 96160-CW010 96160-CW020				
2022	Tucson Hybrid (NX4 HEV)	96160-P0100 96160-P0110 96160-P0120				
2022-2023	Santa Fe (TMA)	96160-S2570 96160-S2580 96160-S2590			D2V.003.200.240318	VDS 2 type
2022	Santa Fe Hybrid (TM HEV)	96160-CL070 96160-CL080				
2022	Santa Fe Plug-in (TM PHEV)	96160-CL520 96160-CL530				
2022	Venue (QX)	96160-K2893 96160-K2793	D2V.003.200.230302	VDS 3 type		

SUBJECT:

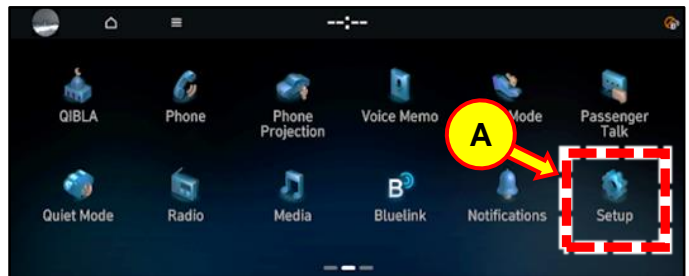
SOFTWARE UPDATE FOR DISPLAY AUDIO 2.0V AND
AVN 5TH GEN WIDE (SERVICE CAMPAIGN TBW)

Software Update for AVN 5th Gen Wide

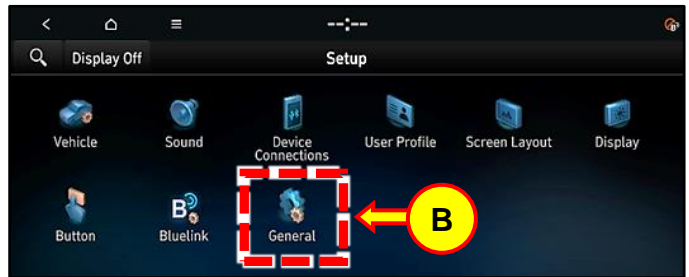
1. Turn **ON** the ignition switch.



2. Press **Setup** (A) to enter the Setup menu.



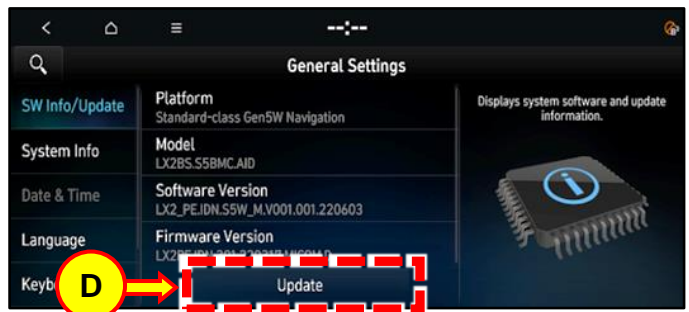
3. Press **General** (B).



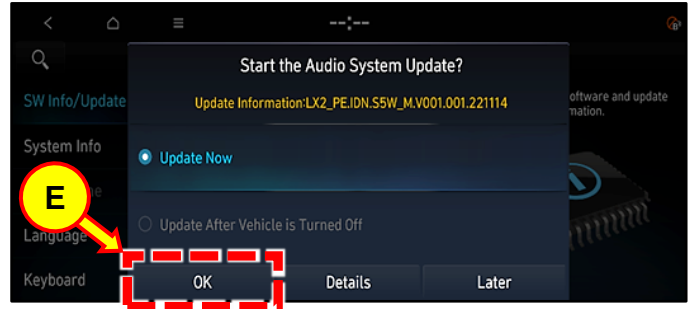
4. Insert the USB flash drive into the USB slot (C).



5. Press **Update** (D) at the bottom of the screen to proceed with the software update.



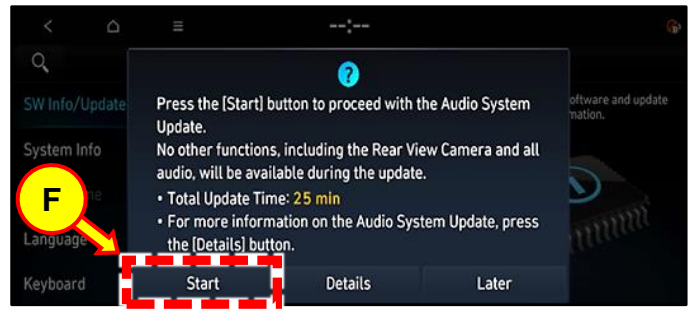
6. Select **OK** (E) on the pop-up.



7. Select **Start** (F).

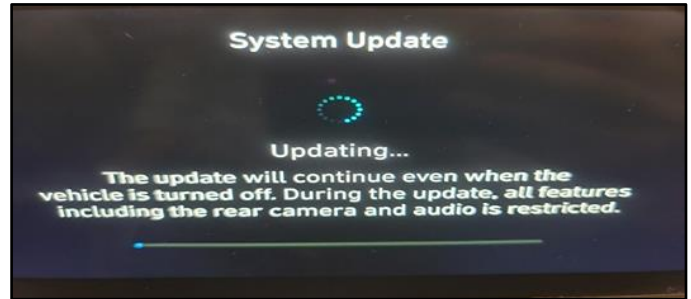
NOTICE

Do **NOT** remove the USB flash drive or turn power **OFF**. This may cause data loss or system failure.



i Information

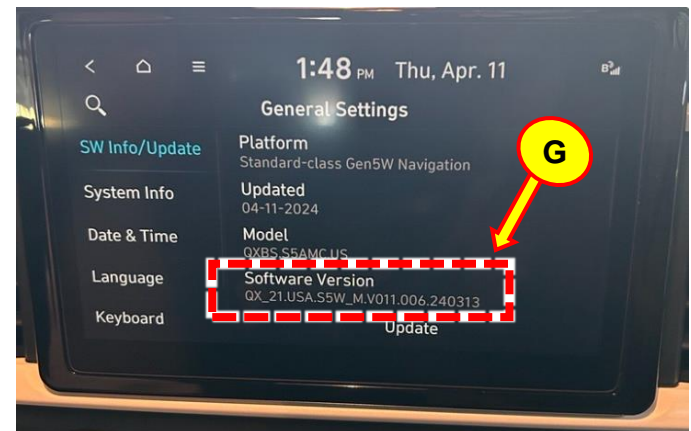
There will be multiple occurrences where the Hyundai logo will appear, or the display will be black during the update process. This is normal.



8. When update has completed, confirm the **Software Version** (G) has been correctly updated by referring to the **SW Info/Update** screen.

The last 6 digits of the updated software version for all models should be "240313".

Refer to **Software Versions for AVN 5th Gen Wide** on page 12 for complete updated software versions for each model.



9.

STUI

Take a photo of the 'SW Info/Update' screen showing the updated S/W version with the last 6 digits of the VIN and date of repair on a piece of paper. Put post-it/piece of paper in top right-hand corner for photo.

Upload the photo to STUI.



10. After the update, turn engine/power **ON** and adjust the warning volume.

If applicable go to **Settings** menu to change warning volume to "**Low**":

- **Driver Assistance > Warning Volume**

11. Remove USB flash drive from vehicle.

12. The service procedure is now complete.

SUBJECT:**SOFTWARE UPDATE FOR DISPLAY AUDIO 2.0V AND
AVN 5TH GEN WIDE (SERVICE CAMPAIGN TBW)****Software Versions for AVN 5th Gen Wide:**

Model Year	Model	Head Unit Part Number	Updated Software Version	USB Drive for Update
2022-2023	Elantra (CN7/CN7A)	96560-AA070 96560-AA240	CN7.USA.S5W_M.V011.006.240313	VDS 6 type
	Elantra Hybrid (CN7 HEV)	96560-BY130 96560-BY320	CN7HEV.USA.S5W_M.V011.006.240313	
2022	Elantra N (CN7 N)	96560-IB310 96560-IB330	CN7N.USA.S5W_M.V011.006.240313	VDS 2 type
2022	IONIQ Hybrid/Plug-in (AE HEV/PHEV)	96560-G7150 96560-G2150 96560-G2650	AEPEHEV.USA.S5W_M.V011.006.240313	VDS 1 type
			AEPEEV.USA.S5W_M.V011.006.240313	
			AEPEPHEV.USA.S5W_M.V011.006.240313	
2022-2023	Kona (OS)	96560-J9650 96560-J9660	OS_PE.USA.S5W_M.V011.006.240313	VDS 2 type
2022-2023	Kona Electric (OS EV)	96560-K4760	OSEV.USA.S5W_M.V011.006.240313	
		96560-K4730	OSPEEV.USA.S5W_M.V011.006.240313	
2022-2023	Kona N (OS N)	96560-I3150	OSNPE.USA.S5W_M.V011.005.240313	VDS 2 type
2022	Palisade (LX2)	96560-S8EB0	LX2.USA.S5W_M.V011.006.240313	VDS 6 type
2022-2023	Santa Cruz (NXT)	96560-K5100	NX4OB.USA.S5W_M.V011.006.240313	VDS 2 type
2022-2023	Santa Fe (TMA)	96560-S2520	TM_FL.USA.S5W_M.V011.006.240313	VDS 1 type
2022	Santa Fe Hybrid/Plug-in (TM HEV/PHEV)	96560-CL060 96560-CL520	TM_H.USA.S5W_M.V011.006.240313	
2022			TM_P.USA.S5W_M.V011.006.240313	
2022-2023	Sonata (DN8)	96560-L0BC0 96560-L0BD0 96560-L1DS0 96560-L1DT0 96560-L1CT0	DN8.USA.S5W_M.V011.006.240313	VDS 1 type
			DN8_22.USA.S5W_M.V011.006.240313	
2022-2023	Sonata Hybrid (DN8 HEV)	96560-L0BC0 96560-L0BD0 96560-L1DS0 96560-L1DT0 96560-L1CT0	DN8HEV.USA.S5W_M.V011.006.240313	VDS 1 type
			DN8_H_22.USA.S5W_M.V011.006.240313	
2022-2023	Tucson (NX4/NX4A)	96560-N9430	NX4.USA.S5W_M.V011.006.240313	VDS 2 type
2022	Tucson Hybrid/Plug-in (NX4 HEV/PHEV)	96560-P0100 96560-P0500	NX4HEV.USA.S5W_M.V011.006.240313 NX4PHEV.USA.S5W_M.V011.006.240313	
2022	Veloster N (JS N)	96560-K9700	JSN.USA.S5W_M.V011.006.240313	VDS 1 type
2022	Venue (QX)	96560-K2370	QX_21.USA.S5W_M.V011.006.240313	VDS 6 type