



**Bulletin No.:** PIT6151A  
**Published date:** 08/19/2024

## Preliminary Information

### PIT6151A Google Maps Application Update

#### Proactive

#### Models

<b>Brand:</b>	<b>Model:</b>	<b>Model Years:</b>	<b>VIN: from to</b>	<b>Engine:</b>	<b>Transmissions:</b>
BrightDrop	EV600	2022	All	All	All
BrightDrop	Zevo 400	2024	All	All	All
BrightDrop	Zevo 600	2023 - 2024	All	All	All
Buick	Envision	2024	All	All	All
Cadillac	LYRIQ	2023 - 2024	All	All	All
Cadillac	XT4	2024	All	All	All
Chevrolet	Blazer EV	2024	All	All	All
Chevrolet	Colorado	2023 - 2024	All	All	All
Chevrolet	Corvette	2024	All	All	All
Chevrolet	Equinox EV	2024	All	All	All
Chevrolet	Silverado	2022	All	All	All
Chevrolet	Silverado	2023 - 2024	All	All	All
Chevrolet	Silverado EV	2024	All	All	All
Chevrolet	Suburban	2022 - 2024	All	All	All
Chevrolet	Tahoe	2022 - 2024	All	All	All
Chevrolet	Traverse	2024	All	All	All
GMC	Acadia	2024	All	All	All
GMC	Canyon	2023 - 2024	All	All	All
GMC	Hummer EV	2022 - 2023	All	All	All
GMC	Hummer EV SUV	2024	All	All	All
GMC	Sierra	2022	All	All	All
GMC	Sierra	2023 - 2024	All	All	All
GMC	Yukon	2022 - 2024	All	All	All
GMC	Yukon XL	2022 - 2024	All	All	All

<b>Involved Region or Country</b>	<b>United States, Canada, Mexico, South America, Middle East, and Europe.</b>
<b>Additional Options (RPO)</b>	<b>IOK, IVD and IVE</b>
<b>Condition</b>	<b>Some customers may comment that Google Maps is having a persistent "Offline" icon in maps and "Can't connect to Google" message present.</b>




**Cause**

**The cause of this concern is a recent Google Maps update.**


**Correction:**

**Please follow the steps below to update the Google Maps application.**


- 1. Open the Maps APP from the home screen**



**2: Open settings by tapping the settings "gear" in the top left**




**3. Tap About & Help**




**4. Tap on the version number to get the Maps App updated screen**

**4.1 The version number will follow a naming convention like the following :**

**YY.MM.DDHHMM**



**5. Select "Update" button to update the maps application**



**Warranty Information**

For vehicles repaired under the Bumper-to-Bumper coverage (Canada Base Warranty coverage), use the following labor operation. Reference the Applicable Warranties section of Investigate Vehicle History (IVH) for coverage information.

Labor Operation	Description	Labor Time
3486088	Manually Update Google Map Data To Address Offline Map Concern	0.2 Hr.
*This is a unique Labor Operation for Bulletin use only.		

**Version History**

<b>Version</b>	<b>2</b>
<b>Modified</b>	<b>04/17/2024- Created on. 08/19/2024 - Updated to change update procedure.</b>

 GM Global Brands

© 2024 General Motors. All Rights Reserved.