

TGW3 Non-Communication

Service Category Service

Section Function Group 397

Technician Skill Level A

Market North America

Applicability

VOLVO

| Years | Models |
|-----------|---------|
| 2022-2024 | VN, VHD |

Introduction

Volvo trucks has determined that certain VN and VHD model trucks built with TGW3 have stopped communicating after production. Follow the instructions below to update the TGW software and perform the SIM card calibration procedure to re-establish TGW connection.

Production Change Information

This bulletin applies to vehicles built within the specified production changes below.

| Brand | Engine | Emission Level | Starting Build Date | Ending Build Date |
|-------|----------|----------------|---------------------|-------------------|
| Volvo | D11, D13 | EM-USA21 | 14-May-2021 | 05-January-2024 |

Warranty Information

| This repair is covered by an authorized Service Program. Reimbursement is obtained through the normal claim handling process. | | |
|--|---|----------|
| Claim Type (used only when uploading from the Dealer Bus. Sys.) | | B |
| Main Labor Code(s) | Description | Hours |
| 1700-08-03-39 | Program Electronic Control Unit – Telematic Gateway | 0.4 |
| 3979-07-03-02 | Telematics System SIM ID calibration | 0.1 |
| 3989-08-03-02 | Telematics Connectivity, Check and Activation | 0.1 |
| Labor Code (If needed) | Description | Hours |
| 3970-03-02-22 | Telematic Gateway, Replacement | 1.7 |
| Causal Part | 23163299 | |
| SCC Authorization Code | S0302 | |
| Expiration Date | August 30, 2025 | |

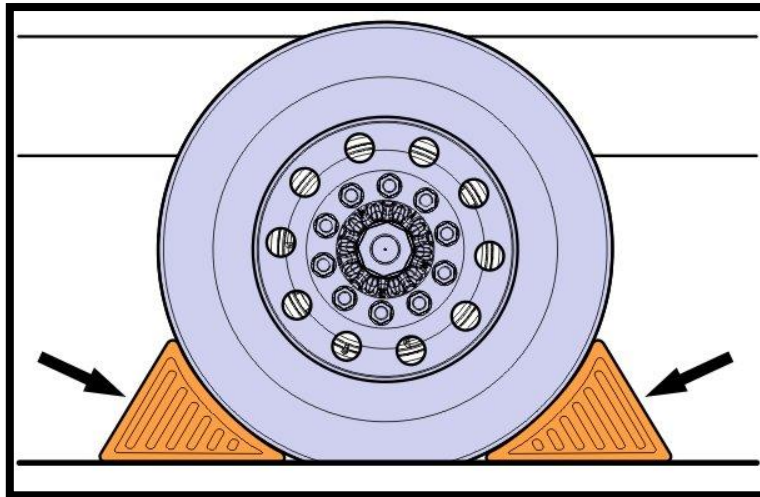
TGW3 Non-Communication

Parts Information

| Part Numbers | Part Name | Quantity |
|--------------|-------------------------|-----------|
| 23417950 | Telematics Control Unit | As Needed |
| 23004613 | SIM Card | As Needed |


Repair Procedure

1. Secure the vehicle for service.
2. Apply the parking brake.
3. Place the gear lever in neutral.
4. Install wheel chocks.




5. Connect the vehicle to Premium Tech Tool.

TGW3 Non-Communication



6. Perform PTT operation **1700-08-03-39, Program Electronic Control Unit – Telematic Gateway TGW.**
7. Perform PTT Operation **3979-07-03-02, Telematics system SIM ID, Calibration.**
8. Let the vehicle wait for 30 minutes with the power turned on.

NOTE: Ensure that there is adequate cellular reception in the area where the vehicle is waiting.



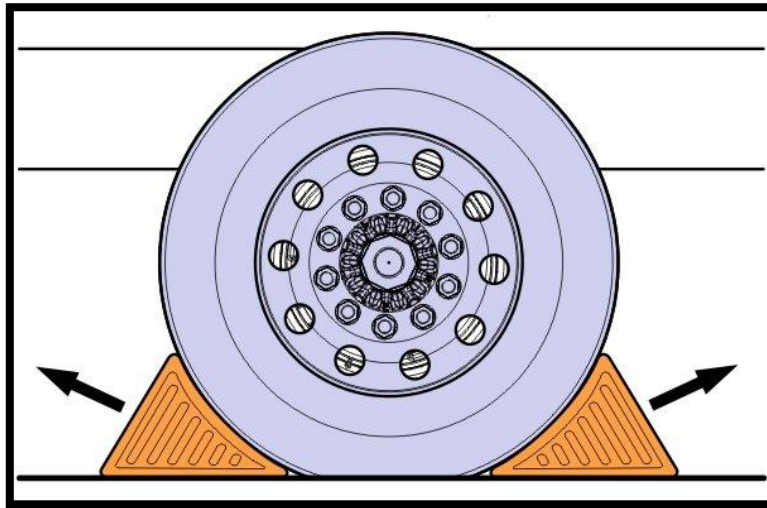
9. View the DTC readout and correct any relevant codes.

TGW3 Non-Communication

10. Perform PTT operation **3989-08-03-02, Telematics Connectivity, check and activation.**
 - a. If connectivity passes, continue to step 11.
 - b. If connectivity fails, replace the TGW module and SIM card following **Impact operation 3970-03-02-22 Telematic Gateway, Replacement.**

IMPORTANT: If previous SIM card was PN: **23004613**, no other action will be required. If previous SIM card was PN: **22990242**, replace with PN: 23004613 and run accessory kit PN: 85165543

11. Disconnect the vehicle from Premium Tech Tool.
12. Remove the wheel chocks.



13. Release vehicle to service.