



GROUP	MODEL
ENG	2014-2017MY Multiple Models
NUMBER	DATE
254 (Rev 1, 08/14/2024)	June 2024

TECHNICAL SERVICE BULLETIN

ENGINE SUB ASSEMBLY

SUBJECT:

INSPECTION/REPLACEMENT (WTY039)

NOTICE

This bulletin has been revised to include additional information. New/revised sections of this bulletin are indicated by a black bar in the margin area.

This bulletin provides information associated with the 'Warranty Extension Program' (WTY039) to diagnose a coolant leak from the cylinder head gasket area and, if necessary, replace the engine sub assembly on vehicles listed below.

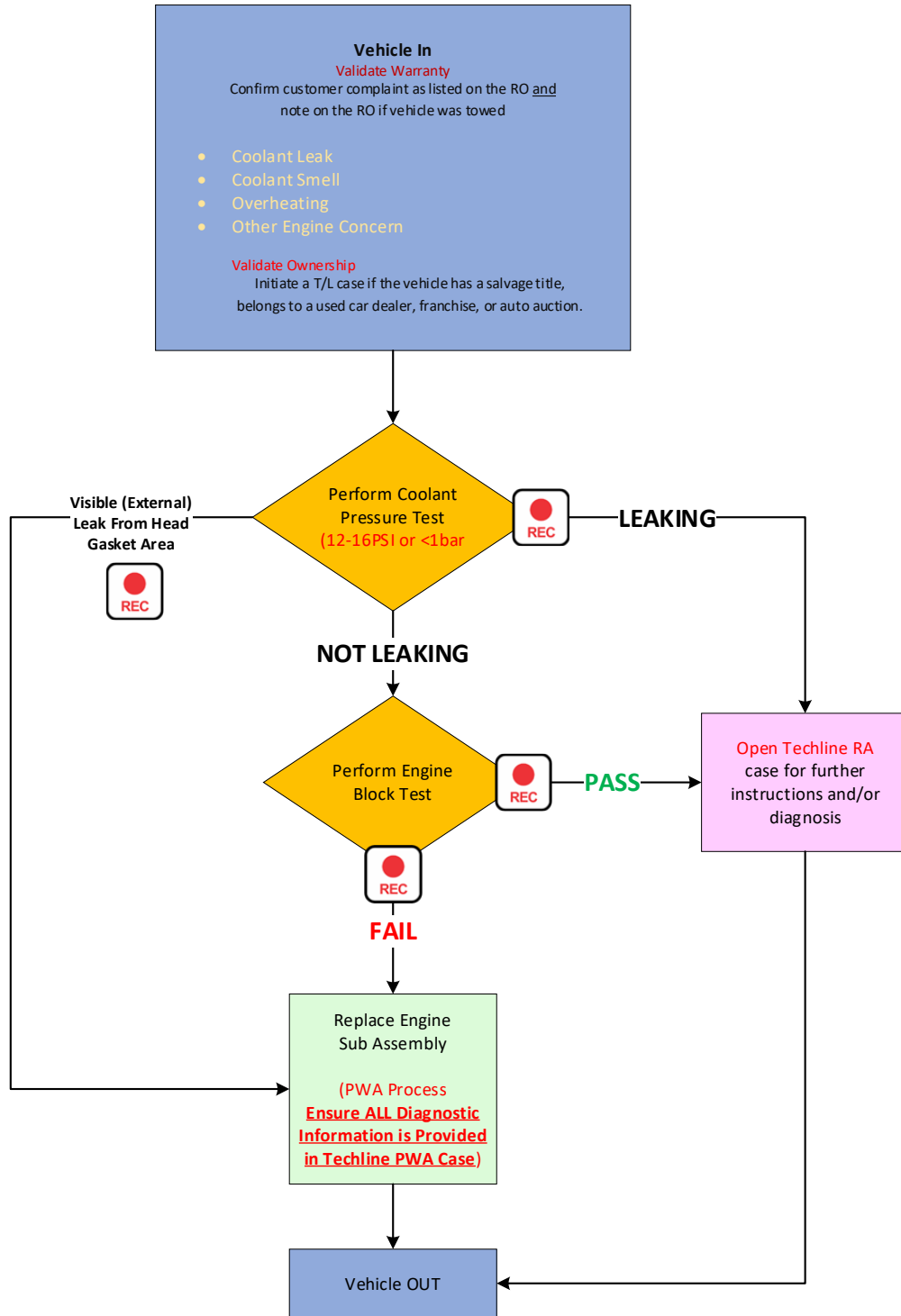
Model	Production Date Range
2014 - 2015MY Sorento (XMa) 3.3L GDI Lambda II	December 17, 2012 to December 11, 2014
2014 - 2017MY Cadenza (VG & YG) 3.3L GDI Lambda II	February 1, 2013 to July 12, 2017
2015 - 2016MY Sedona (YP) 3.3L GDI Lambda II	July 21, 2014 to March 17, 2016

Under certain severe operating conditions and over time, the engine in the subject vehicles may develop a coolant leak from the cylinder head gasket area. If the vehicle continues to be driven in the unrepaired condition, the engine may overheat and become further damaged. The customer may experience an engine concern including, but not limited to, a coolant leak, coolant smell, and/or engine temperature indicator near the "H" mark on the instrument cluster. The warranty coverage for repairs related to the cylinder head gasket will be extended from 5 years / 60,000 miles to 15 years / 180,000 miles, whichever comes first, starting from the date the vehicle was first put into service. Follow the procedure outlined in this publication to diagnose a coolant leak from the cylinder head gasket area, and, if necessary, replace the engine sub assembly on the applicable vehicle.

NOTICE

A Technical Service Bulletin is a field fix repair program without customer notification that may be performed during the warranty period. Any dealer requesting to perform this repair outside the warranty period will require DPSM approval.

Flowchart:



SUBJECT:

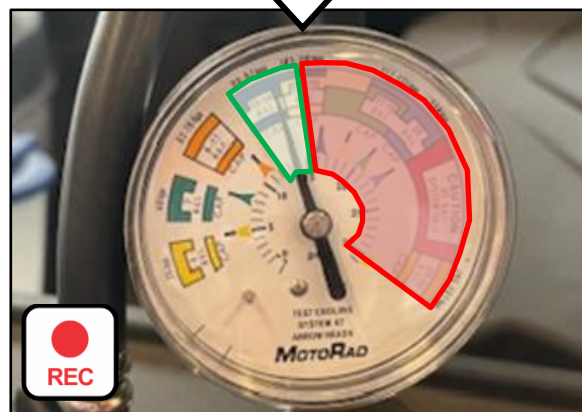
ENGINE SUB ASSEMBLY INSPECTION/REPLACEMENT (WTY039)**Inspection Procedure:**

1. Confirm the vehicle is exhibiting one (1) or more of the following symptoms/concerns:

- Coolant leak
- Coolant smell
- Overheating
- Other engine concern

2. Perform Coolant Pressure Test.


- If coolant pressure is lost (leak confirmed), record a KVID video starting from the VIN label and open a Techline RA case for further diagnosis and instructions or replace the engine (page 4) for a visible head gasket leak.
- If NO coolant pressure is lost (NOT leaking), proceed to step 3.

**CAUTION**

Coolant system must be pressurized between 12-16PSI or less than 1bar. **DO NOT** exceed 16PSI or 1bar. Excessive pressure in the coolant system can cause damage.

3. Perform Engine Block Test.

- If engine **fails** block test, proceed to 'Replacement Procedure' on page 4.
- If engine **passes** block test, record a KVID video starting from the VIN label and open a Techline RA case for further diagnosis and instructions.

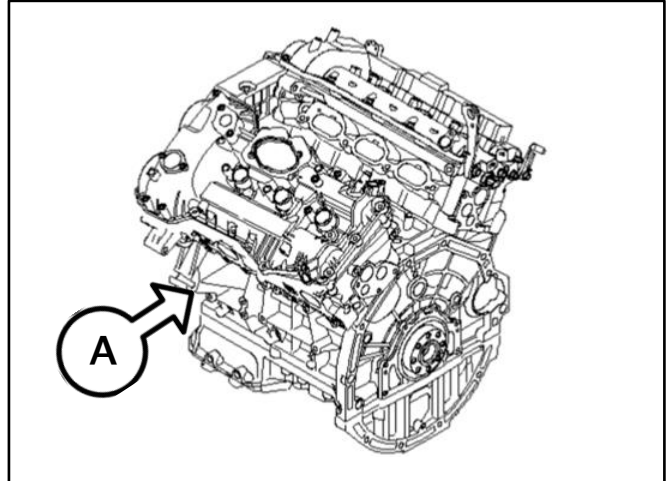


Replacement Procedure:

1. Replace the engine sub assembly (A) by referring to "Engine And Transaxle Assembly → Engine And Transaxle Assembly → Repair procedures" in the applicable Shop Manual on KGIS.

ⓘ IMPORTANT

During disassembly, **DO NOT separate injectors & fuel delivery pipe components during removal.** Transfer the assembled fuel system related components from the old engine to the new engine sub assembly (A).




2. Reinstall all removed parts in reverse order of removal.
3. Confirm normal vehicle operation.

SUBJECT:

ENGINE SUB ASSEMBLY INSPECTION/REPLACEMENT (WTY039)**AFFECTED VEHICLE RANGE:**

Model	Production Date Range
Sorento (XMa)	December 17, 2012 to December 11, 2014
Cadenza (VG & YG)	February 1, 2013 to July 12, 2017
Sedona (YP)	July 21, 2014 to March 17, 2016


REQUIRED TOOL:

Tool Name	Part Number	Figure	Comments
Coolant Pressure Test Kit	N/A		Locally Sourced
Head Gasket Combustion Leak Test Kit	N/A		

SUBJECT:

ENGINE SUB ASSEMBLY INSPECTION/REPLACEMENT (WTY039)

REQUIRED PART:


Model	Part Name	Part Number	Figure	Qty.	Comments
XMa	Engine Sub Assembly	125S1 3CS00QQK		1	FWD
	Engine Sub Assembly	127S1 3CS00QQK		1	4WD
	Service Kit	NRKIT XMA00*	N/A	1	<p>*Note: Dealers MUST Order The Kit PN NRKIT XMA00</p>
	• Exhaust Manifold Gasket	28521 3C702		1	
	• Exhaust Manifold Gasket	28521 3C712		1	
	• Exhaust Pipe Gasket	28751 2B550		2	
	• Exhaust Pipe Gasket	28751 3S100		1	
	• Inlet Manifold Gasket	28215 3CFA0		6	
	• Surge Tank Gasket	29215 3CFA1		1	
	• HPFP Pipe Assy	35305 3C104		1	
	• Injector Tip Seal	35312 3C730		12	
	• Injector Washer Bracket	35313 3C200		6	
	• Steering Shaft Bolt	56415 1M000		1	
	• Drive Plate Bolts	23311 35050		8	
	• Torque Converter Bolts	42121 21720		6	
• FRT Drive Shaft Nuts	49551 3X000	2			
• Roll Rod Bolt	21920 2T000	1			
• Tie Rod End Nut	13134 10007K	2			
• Snap Pin	57799 4D020	2			
• HPFP Bolts	11405 06206K	2			
• Flange Nut	13387 12007K	3			
• Coolant O-Ring	25462 35504	2			
• Thermostat Gasket	25652 3CAA0	1			
• Thermostat Gasket	25651 3CAA0	1			
• Oil level gauge O-ring	26614 2B000	1			
Engine Oil	NPNEG5W30		6qts	N/A	
Coalnt	UM020 CH263		3 gallons	N/A	

Note: The replacement QQQ part numbers will require a VIN entry for parts ordering. DO NOT order these parts for stocking purposes, related to this TSB. Supply is very limited. Until supply stabilizes, please confirm part availability before scheduling customers. Please be sure to expedite warranty claim filing.




SUBJECT:

ENGINE SUB ASSEMBLY INSPECTION/REPLACEMENT (WTY039)

Model	Part Name	Part Number	Figure	Qty.	Comments	
VG	Engine Sub Assembly	123S1 3CS00QQK		1	N/A	
	Service Kit	NRKIT VG000*	N/A	1	*Note: Dealers <u>MUST</u> Order The Kit PN NRKIT VG000	
	<ul style="list-style-type: none"> • Exhaust Manifold Gasket • Exhaust Manifold Gasket • Exhaust Pipe Gasket • Exhaust Pipe Gasket • Inlet Manifold Gasket • Surge Tank Gasket • HPFP Pipe Assy • Injector Tip Seal • Injector Washer Bracket • Steering Shaft bolt • Drive Plate Bolts • Torque Converter Bolts • FRT Drive Shaft Nuts • Roll Rod Bolt • Tie Rod End Nut • Snap Pin • HPFP Bolts • Flange Nut • Coolant O-Ring • Thermostat Gasket • Thermostat Gasket • Oil level gauge O-ring 	<ul style="list-style-type: none"> 28521 3C702 28521 3C712 28751 2B100 28751 2T100 28215 3CFA0 29215 3CFA1 35305 3C104 35312 3C730 35313 3C200 23311 35050 42121 21720 51768 3X000 21991 3R000 10225 10007K 43777 37710 56415 3Q000 11405 06206K 13378 12007K 25462 35504 25652 3CAA0 25651 3CAA0 26614 2B000 		<ul style="list-style-type: none"> 1 1 2 1 6 1 1 12 6 8 6 2 1 2 2 1 2 3 2 1 1 1 		
	Engine Oil	NPNENG5W30		6qts		N/A
	Coolant	UM020 CH263		3 gallons		N/A

Note: The replacement QQK part numbers will require a VIN entry for parts ordering. DO NOT order these parts for stocking purposes, related to this TSB. Supply is very limited. Until supply stabilizes, please confirm part availability before scheduling customers. Please be sure to expedite warranty claim filing.

SUBJECT: **ENGINE SUB ASSEMBLY INSPECTION/REPLACEMENT (WTY039)**


Model	Part Name	Part Number	Figure	Qty.	Comments
YG	Engine Sub Assembly	147S1 3LS00QQK		1	N/A
	Service Kit	NRKIT YG000*	N/A	1	<p>*Note: Dealers MUST Order The Kit PN NRKIT YG000</p>
	• Exhaust Manifold Gasket	28521 3C702		1	
	• Exhaust Manifold Gasket	28521 3C712		1	
	• Exhaust Pipe Gasket	28751 C5100		2	
	• Exhaust Pipe Gasket	28751 2T100		1	
	• Inlet Manifold Gasket	28215 3CFA0		6	
	• Surge Tank Gasket	29215 3CFA1		1	
	• HPFP Pipe Assy	35305 3L110		1	
	• HP Fuel Pipe Assy-Cross	35307 3L000		1	
• Injector Tip Seal	35312 3E613	6			
• Injector Washer Bracket	35313 3L000	6			
• Drive Plate Bolts	23311 35050	8			
• Torque Converter Bolts	42121 21720	6			
• FRT Drive Shaft Nuts	51768 3X000	2			
• Roll Rod Bolt	21991 3R000	1			
• Tie Rod End Nut	51798 3M000	2			
• Snap Pin	57799 4D200	2			
• Steering Shaft Bolt	56415 1M000	1			
• HPFP Bolts	11405 06206K	2			
• Flange Nut	51759 F6000	3			
• Cross-over Coolant O-Ring	25462 35504	2			
• Thermostat Gasket	25614 3L100	1			
• Thermostat Gasket	25614 3L150	1			
• Oil level gauge O-ring	26614 2B000	1			
Engine Oil	NPNENG5W30		6qts	N/A	
Coolant	UM020 CH263		3 gallons	N/A	

Note: The replacement QKK part numbers will require a VIN entry for parts ordering. DO NOT order these parts for stocking purposes, related to this TSB. Supply is very limited. Until supply stabilizes, please confirm part availability before scheduling customers. Please be sure to expedite warranty claim filing.



SUBJECT:

ENGINE SUB ASSEMBLY INSPECTION/REPLACEMENT (WTY039)

Model	Part Name	Part Number	Figure	Qty.	Comments
YP	Engine Sub Assembly	128S1 3CS00QQK		1	N/A
	Service Kit	NRKIT YP000*	N/A	1	<p>*Note: Dealers MUST Order The Kit PN NRKIT YP000</p>
	• Exhaust Manifold Gasket	28521 3C702		1	
	• Exhaust Manifold Gasket	28521 3C712		1	
	• Exhaust Pipe Gasket	28751 3S100		3	
	• Inlet Manifold Gasket	28215 3CFA0		6	
• Surge Tank Gasket	29215 3CFA1	1			
• HPFP Pipe Assy	35305 3C104	1			
• Injector Tip Seal	35312 3C730	12			
• Injector Washer Bracket	35313 3C200	6			
• Drive Plate Bolts	56415 1M000	1			
• Torque Converter Bolts	23311 35050	8			
• FRT Drive Shaft Nuts	42121 21720	6			
• Roll Rod Bolt	49551 4T000	2			
• Tie Rod End Nut	21920 2T000	1			
• Snap Pin	13146 12007K	2			
• Steering Shaft Bolt	57799 4D200	2			
• HPFP Bolts	11405 06206K	2			
• Flange Nut	13387 12007K	3			
• Cross-over Coolant O-Ring	25462 35504	2			
• Thermostat Gasket	25652 3CAA0	1			
• Thermostat Gasket	25651 3CAA0	1			
• Oil level gauge O-ring	26614 35020	1			
Engine Oil	NPNENG5W30		6qts	N/A	
Coolant	UM020 CH263		3 gallons	N/A	

Note: The replacement QQQ part numbers will require a VIN entry for parts ordering. DO NOT order these parts for stocking purposes, related to this TSB. Supply is very limited. Until supply stabilizes, please confirm part availability before scheduling customers. Please be sure to expedite warranty claim filing.



SUBJECT:

ENGINE SUB ASSEMBLY INSPECTION/REPLACEMENT (WTY039)**WARRANTY INFORMATION:****N Code: E81 C Code: ZZ1**

Model	Claim Type	Causal P/N	Qty.	Repair Description	Labor Op Code	Op Time	Replacement P/N	Qty.
XMa	W	22321 3CGAO	0	Inspection Only	242A16I1	0.7 M/H	N/A	0
				Inspection + Engine Sub Assembly Replacement FWD	242A16R2*	8.7 M/H	125S1 3CS00QQK	1
							NRKIT XMA00	1
							NPNENG5W30	6qts
							UM020 CH263	3 gallons
		Inspection + Engine Sub Assembly Replacement 4WD	242A16R3*	9.1 M/H	127S1 3CS00QQK	1		
					NRKIT XMA00	1		
					NPNENG5W30	6qts		
					UM020 CH263	3 gallons		
					YP	W	22321 3CGAO	0
Inspection + Engine Sub Assembly Replacement	242090R2*	9.9 M/H	128S1 3CS00QQK	1				
			NRKIT YP000	1				
			NPNENG5W30	6qts				
			UM020 CH263	3 gallons				

Note: Use sublet code 'X1' with a maximum allowed amount of \$1.30 per vehicle for locally sourced Block-Tester Combustion Leak Detector Fluid. Refer to [Warranty Extension Bulletin 2404](#) for claim submission instructions.

*A KVID Video recording of the NG condition is required for all replacement labor ops. If a KVID video for the NG condition is not created as described in this TSB, Warranty claim submission issues will occur. All claims are subject to review and Warranty chargeback.



SUBJECT:

ENGINE SUB ASSEMBLY INSPECTION/REPLACEMENT (WTY039)

Model	Claim Type	Causal P/N	Qty.	Repair Description	Labor Op Code	Op Time	Replacement P/N	Qty.
VG	W	22321 3CGAO	0	Inspection Only	242A16I1	0.7 M/H	N/A	0
				Inspection + Engine Sub Assembly Replacement FWD	242A16R2*	8.7 M/H	123S1 3CS00QQK	1
							NRKIT VG000	1
							NPNENG5W30	6qts
UM020 CH263	3 gallons							
YG	W	22321 3CGAO	0	Inspection Only	242090R0	0.7 M/H	N/A	0
				Inspection + Engine Sub Assembly Replacement	242090R2*	8.9 M/H	147S1 3LS00QQK	1
							NRKIT YG000	1
							NPNENG5W30	6qts
UM020 CH263	3 gallons							

Note: Use sublet code 'X1' with a maximum allowed amount of \$1.30 per vehicle for locally sourced Block-Tester Combustion Leak Detector Fluid. Refer to [Warranty Extension Bulletin 2404](#) for claim submission instructions.

*A KVID Video recording of the NG condition is required for all replacement labor ops. If a KVID video for the NG condition is not created as described in this TSB, Warranty claim submission issues will occur. All claims are subject to review and Warranty chargeback.

