



GROUP	MODEL
BOD	2024MY Telluride (ON)
NUMBER	DATE
329	August 2024

TECHNICAL SERVICE BULLETIN

SUBJECT:

DOOR BELT OUTSIDE WEATHERSTRIP INSPECTION/REPLACEMENT(SA578)

This bulletin provides information to inspect front driver door belt outside weatherstrip on some 2024MY Telluride (ON) vehicles produced from August 1, 2023 through January 18, 2024. The affected vehicles may be missing an adhesive layer causing the outer faceplate to detach/separate from the molding. Follow the procedure outlined in this publication to inspect and, if necessary, replace the driver front door belt outside weatherstrip. Before conducting the procedure, verify that the vehicle is included in the list of affected VINs.



NOTICE

A Service Action is a repair program without customer notification that is performed during the warranty period. Any dealer requesting to perform this repair outside the warranty period will require DPSM approval.

Repair status for a VIN is provided on KDealer+ (Service → Warranty Coverage → Warranty Coverage Inquiry → Campaign Information). Not completed Recall / Service Action reports are available on KDealer+ (Consumer Affairs → Not Completed Recall → Recall VIN → Select Report), which includes a list of affected vehicles.

This issue number is **SA578**.

A printed copy is for reference only; publication information can be updated at any time. Always refer to KGIS for the latest information. After logging in kdealer.com, the newest technical publications are listed in 'Service Releases' and has the latest service information that has been released.

Inspection Procedure:

1. Confirm that the outer faceplate is not detached/separated (coming unglued) from the molding on the left front (LH FR), right front (RH FR), left rear (LH RR), and right rear (RH RR) doors by gently pulling using fingers:

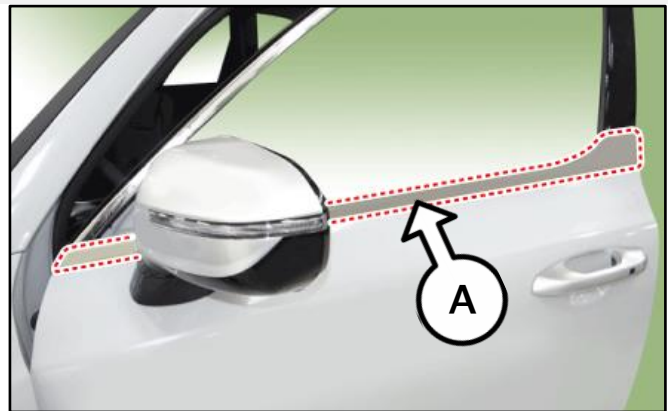
- If the outer faceplate is **not** detached or separating from the molding **(OK)**, no further action required. Claim Inspection Labor Op Code 240A2010.
- If the outer faceplate **is** detached or separating from the molding **(NG)**, record a KVID video starting from the VIN label on the door and then showing **each NG** door belt outside weatherstrip and proceed to the 'Replacement Procedure' below.

**Replacement Procedure:**

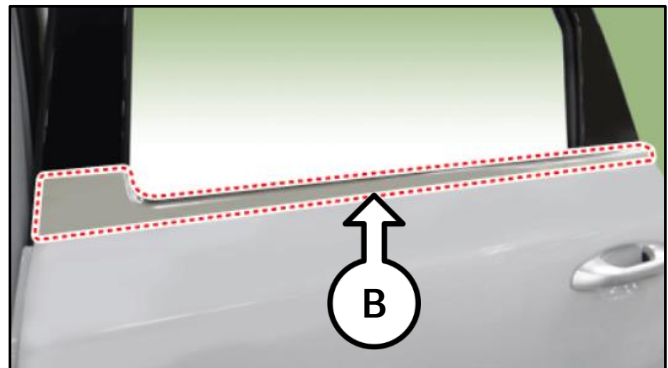
1. Remove the front door belt outside weatherstrip (A) by referring to "Body (Interior and Exterior) → Front Door → Front Door Weatherstrip → Removal and Installation" in the applicable Shop Manual on KGIS.


WARNING

Use extreme caution when removing door belt outside weatherstrip(s). The faceplate can become sharp when detached and can cause serious injury.



2. Remove the rear door belt outside weatherstrip (B) by referring to "Body (Interior and Exterior) → Rear Door → Rear Door Weatherstrip → Removal and Installation" in the applicable Shop Manual on KGIS.




SUBJECT: DOOR BELT OUTSIDE WEATHERSTRIP INSPECTION/REPLACEMENT (SA578)

AFFECTED VEHICLE RANGE:

Model	Production Date Range
Telluride (ON)	August 1, 2023 to January 18, 2024

REQUIRED PART:

Part Name	Part Number	Figure	Qty.
Driver Front Door Weatherstrip	82210 S9100QQK		1
Passenger Front Door Weatherstrip	82220 S9100QQK		
Driver Rear Door Weatherstrip	83210 S9100QQK		
Passenger Rear Door Weatherstrip	83220 S9100QQK		

Note: The replacement part numbers will require a VIN entry for parts ordering. DO NOT order these parts for stocking purposes, related to this Campaign. Supply is very limited. Until supply stabilizes, please confirm part availability before scheduling customers. Please be sure to expedite warranty claim filing.



SUBJECT: DOOR BELT OUTSIDE WEATHERSTRIP INSPECTION/REPLACEMENT (SA578)

WARRANTY INFORMATION:

N Code: N99 C Code: C99

Claim Type	Causal P/N	Qty.	Repair Description	Labor Op Code	Op Time	Replacement P/N	Qty.
V	82210 S9100	0	(SA578) Front Door Weatherstrip Inspection (OK)	240A20I0	0.2 M/H	N/A	0
		1	(SA578) Front Door Weatherstrip Inspection (NG) and Replacement (1 door)	240A20R0	0.3 M/H	82210 S9100QQK or 82220 S9100QQK or 83210 S9100QQK or 83220 S9100QQK	1
		1	(SA578) Front Door Weatherstrip Inspection (NG) and Replacement (LH FR + RH FR)	240A20R1	0.4 M/H	82210 S9100QQK and 82220 S9100QQK	2
		1	(SA578) Front Door Weatherstrip Inspection (NG) and Replacement (LH FR + LH RR)	240A20R2	0.4 M/H	82210 S9100QQK and 83210 S9100QQK	2
		1	(SA578) Front Door Weatherstrip Inspection (NG) and Replacement (LH FR + RH RR)	240A20R3	0.4 M/H	82210 S9100QQK and 83220 S9100QQK	2
		0	(SA578) Front Door Weatherstrip Inspection (NG) and Replacement (RH FR + LH RR)	240A20R4	0.4 M/H	82220 S9100QQK and 83210 S9100QQK	2
		0	(SA578) Front Door Weatherstrip Inspection (NG) and Replacement (RH FR + RH RR)	240A20R5	0.4 M/H	82220 S9100QQK and 83220 S9100QQK	2

Continued on page 5...



SUBJECT: DOOR BELT OUTSIDE WEATHERSTRIP INSPECTION/REPLACEMENT (SA578)

Claim Type	Causal P/N	Qty.	Repair Description	Labor Op Code	Op Time	Replacement P/N	Qty.
V	82210 S9100	0	(SA578) Front Door Weatherstrip Inspection (NG) and Replacement (LH RR + RH RR)	240A20R6	0.4 M/H	82210 S9100QQK and 83220 S9100QQK	2
		1	(SA578) Front Door Weatherstrip Inspection (NG) and Replacement (LH FR + RH FR+ LH RR)	240A20R7	0.5 M/H	82210 S9100QQK and 82220 S9100QQK and 83210 S9100QQK	3
		1	(SA578) Front Door Weatherstrip Inspection (NG) and Replacement (LH FR + RH FR + RH RR)	240A20R8	0.5 M/H	82210 S9100QQK and 82220 S9100QQK and 83220 S9100QQK	3
		1	(SA578) Front Door Weatherstrip Inspection (NG) and Replacement (LH FR + LH RR + RH RR)	240A20R9	0.5 M/H	82210 S9100QQK and 83210 S9100QQK and 83220 S9100QQK	3
		0	(SA578) Front Door Weatherstrip Inspection (NG) and Replacement (RH FR + LH RR + RH RR)	240A20RA	0.5 M/H	82220 S9100QQK and 83210 S9100QQK and 83220 S9100QQK	3
		0	(SA578) Front Door Weatherstrip Inspection (NG) and Replacement (LH FR + RH FR + LH RR + RH RR)	240A20RB	0.6 M/H	82210 S9100QQK and 82220 S9100QQK and 83210 S9100QQK and 83220 S9100QQK	4

Note: A KVID video recording of the **NG condition is required for all replacement labor op codes. If a KVID video for the **NG** condition is not created as described in this TSB, Warranty claim submission issues will occur. All claims are subject to review and Warranty chargeback.**

 **NOTICE**

VIN inquiry data for this repair is provided for tracking purposes only. Kia retailers should reference **SA535** when accessing the KDealer+ system.

