



GROUP	MODEL
<b>Voluntary Emissions Service Campaign</b>	<b>2023MY Niro PHEV, HEV (SG2 P/HEV)</b>
NUMBER	DATE
<b>SC305</b>	<b>August 2024</b>

## VOLUNTARY EMISSIONS SERVICE CAMPAIGN

### **EGR CONTROL VALVE PIPE AND HOSE REPLACEMENT (SC305)**

SUBJECT:

This bulletin provides information to replace the Exhaust Gas Recirculation (EGR) control valve pipe and hose on certain 2023MY Niro HEV (SG2 HEV) vehicles produced from June 21, 2022 through March 20, 2023 and 2023MY Niro PHEV (SG2 PHEV) vehicles produced from July 11, 2022 through March 17, 2023. The subject vehicles may experience illumination of the Check Engine Light (CEL) due to excessive intake manifold pressure fluctuation. This condition may cause the vehicle to release air pollutants that exceeds Federal and California standards. Follow the procedure outlined in this publication to replace the EGR control valve pipe and hose on the applicable vehicle. Before conducting the procedure, verify that the vehicle is included in the list of affected VINs.



#### NOTICE

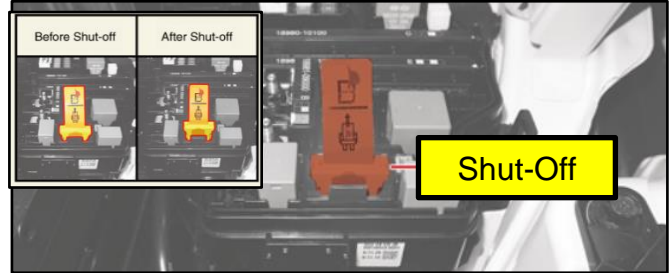
**There is no charge to the vehicle owner for this repair.**

Repair status for a VIN is provided on KDealer+ (Service → Warranty Coverage → Warranty Coverage Inquiry → Campaign Information). Not completed Recall / Service Action reports are available on KDealer+ (Consumer Affairs → Not Completed Recall → Recall VIN → Select Report), which includes a list of affected vehicles.


Inspection Procedure:

**WARNING**

**Niro PHEV Only:** Perform the 'High Voltage Shut-Off Procedure' by referring to "Body Electrical System → High Voltage Shut-Off Procedures → High Voltage Shut-Off Procedures (Steps 1-4 Only)" in the applicable Shop Manual on KGIS. Failure to follow the High Voltage Shut-off Procedure may result in serious electrical injuries.


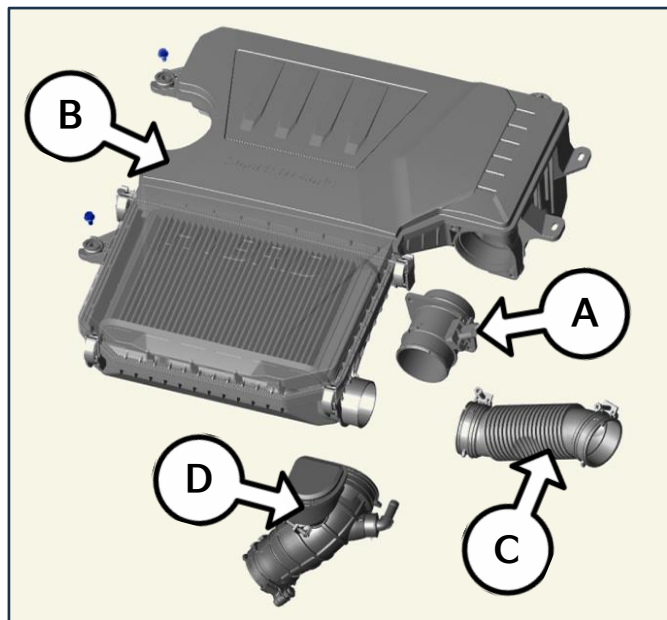


1. Disconnect the air flow sensor (AFS) (A) connector and detach the wire harness retaining clip.



- 2a. Remove the following parts from the air cleaner assembly (B) by loosening the retaining clamps:

- 2b.
  - Air Duct (C) and
- 2c.
  - Air Intake Hose (D)



3. Detach the rear breather hose (E) to remove the air cleaner assembly (B).



SUBJECT:


## EGR CONTROL VALVE PIPE AND HOSE REPLACEMENT (SC305)

- Loosen the three (3) T-25 EGR control valve housing retaining bolts and the bottom hose clamp to detach the EGR pipe assembly (F).


**NOTE:** Discard the removed EGR pipe assembly and three (3) bolts, DO NOT reuse.




Tightening torque for T-25 bolts:  
2.9 lb.ft (3.9 N.m)



- Align and install the new metal EGR pipe and hose assembly (G) using a new gasket and bolts. Do not secure the hose clamps yet.



- Secure the new bottom tapered EGR hose end of the EGR pipe assembly by sliding the two (2) hose clamps toward the ends.
- Tighten the three (3) new upper EGR pipe housing bolts to torque specification (step 5).



- Reinstall all other removed parts in the reverse order of removal.
- Confirm normal vehicle operation.

SUBJECT:

**EGR CONTROL VALVE PIPE AND HOSE REPLACEMENT (SC305)**

**ATTENTION: THE PROOF OF CORRECTION CARD AND CAMPAIGN COMPLETION LABEL ARE RESTRICTED ONLY TO DEALERS IN THE FOLLOWING STATES:**

California, Connecticut, Delaware, Massachusetts, Maine, Maryland, New Jersey, New York, Oregon, Pennsylvania, Rhode Island, Vermont, and Washington. See Parts Information below to order the Proof of Correction Card and Campaign Completion Label from the PDC.

**VEHICLE EMISSION RECALL - PROOF OF CORRECTION CARD**

A Vehicle Emission Recall - Proof of Correction card must be filled out for all vehicles registered in California, Connecticut, Delaware, Massachusetts, Maine, Maryland, New Jersey, New York, Oregon, Pennsylvania, Rhode Island, Vermont, and Washington. Residents of these states, who own an affected vehicle, will be required to possess a Vehicle Emission Recall - Proof of Correction card as evidence of voluntary service campaign completion, when they apply for vehicle registration renewal.

**WHAT TO DO WITH THE CARD:**

The Vehicle Emission Recall - Proof of Correction card must be completed by the Dealership's Service Manager using a permanent ink pen. A fine point pen is recommended. When filling in the information, copy the information directly from the vehicle, not the repair order. ALL INFORMATION MUST BE PRINTED AND NEAT.

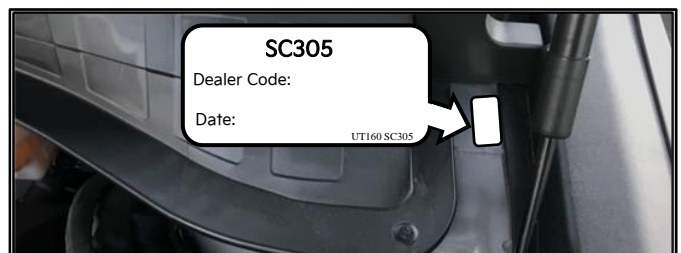
**NOTE: DO NOT COMPLETE THE CARD UNLESS THE SERVICE CAMPAIGN WORK IS COMPLETED.**

The copy of the card shown below indicates the areas to be filled in. Each area must be filled in. The completed card should be given to the owner of the vehicle upon completion of the Campaign and placement of the Campaign Completion Label outlined below.

**FILLING OUT AND APPLYING THE CAMPAIGN COMPLETION LABEL (CA and S.177 STATES ONLY):**

The dealer must fill in the Dealer Code and Date information fields on the Campaign Completion Label. Once complete, affix the campaign completion label under the hood of the vehicle, as shown below.

**CA and S.177 States Only:** Apply SC305 Campaign Completion Label onto the body in the area next to the shock tower, as shown. **NOTE: Be sure to clean the mounting surface to ensure proper label adhesion.**


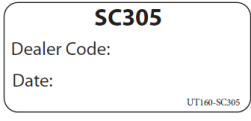
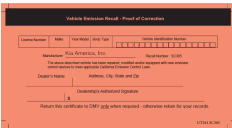


SUBJECT:

**EGR CONTROL VALVE PIPE AND HOSE REPLACEMENT (SC305)****AFFECTED VEHICLE RANGE:**

Model	Production Date Range
Niro HEV (SG2 HEV)	June 21, 2022 to March 20, 2023
Niro PHEV (SG2 PHEV)	July 11, 2022 to March 12, 2023

**REQUIRED PART:**

Part Name	Part Number	Figure	Comments	Qty.
EGR Pipe Service Kit	28445 08HA5QQK		Kit Includes: EGR Valve Pipe EGR Hose EGR Gasket Bolts x3	1
Campaign Completion Label	UT160 SC305		N/A	1
Vehicle Emissions Recall Proof of Correction Card	UT161 SC305		N/A	1

**Note:** The replacement QJK part number will require a VIN entry for parts ordering. **DO NOT** order this part for stocking purposes, related to this Campaign. Supply is very limited. Until supply stabilizes, please confirm part availability before scheduling customers. Please be sure to expedite warranty claim filing.

**WARRANTY INFORMATION:**

N Code: N99 C Code: C99

Claim Type	Causal P/N	Qty.	Repair Description	Labor Op Code	Op Time	Replacement P/N	Qty.
R	28450 08HA0	0	(SC305) EGR Control Valve Pipe and Hose Replacement	240002R1	0.4 M/H	28445 08HA5QQK	1

**Note:** Refer to [Warranty Bulletin 2024-44](#) for claim submission procedures. Manually enter sublet code 'X2' for reimbursement of one roundtrip rideshare expense or up to three (3) days of rental expense, with supporting documentation.

**NOTICE**

VIN inquiry data for this repair is provided for tracking purposes only. Kia retailers should reference **SC305** when accessing the KDealer+ system.

