

**** TECHNICAL INFORMATION NOTICE ****

DATE: July 15, 2024
TO: Mitsubishi Motors US & Puerto Rico Dealer Parts & Service Managers
RE: Function Setting of Fog Lamps on Mirage & Mirage G4
TIN NO. TIN-24-66-002

AFFECTED VEHICLES:

2021-2024 Mirage
2021-2024 Mirage G4

AFFECTED PART NUMBERS:

- MZ360666EX - LED Fog Lamp (for vehicles without existing fog lamps)

PURPOSE:


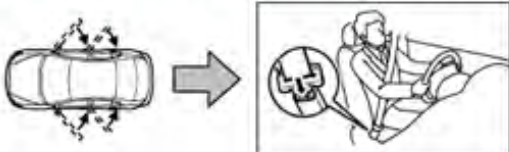
The Instruction Manuals for the affected part number listed above do not include the "Function Setting of Fog Lamps". This step must be completed for the fog lamps to function properly. Please reference the instruction below.

Function Setting of Fog Lamps

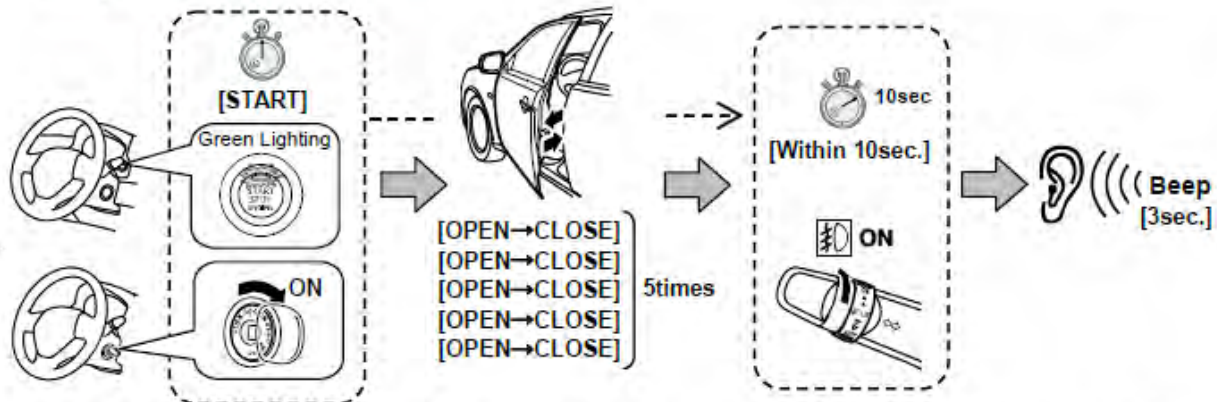
This publication describes steps to validating the functions of fog lamps.

Follow the instructions below to confirm that the fog lamps function properly.

As these instructions include operations that may influence the vehicle system setting, keep this publication at the dealership and do NOT provide it to the customer in order to avoid possible troubles.

Steps to Validating Fog Lamp Functions	
<p>1 Make sure that the negative terminal cable is connected to the battery.</p> 	<p>2 Close all the doors and fasten the driver's seatbelt.</p> 

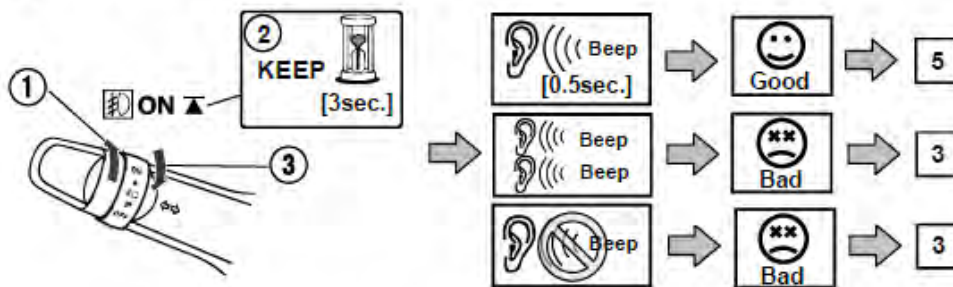
- 3** Turn on the engine switch, then open and close the driver's side door **5 times within 10 seconds** after starting the engine. Turn on the fog lamp switch and confirm that the set-up mode activation buzzer beeps once (for 3 seconds).



*) If the buzzer does not beep at this time, it means that the set-up mode is not activated. Start over again in such a case.

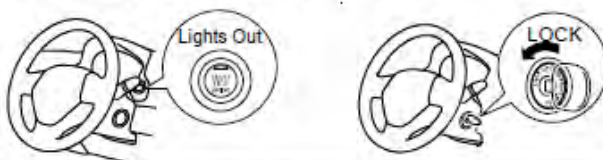
*) If the buzzer beep, the switch needs to be turned off after step 3 before starting step 4.

- 4** Keep the fog lamp switch turned on for **3 seconds** and confirm that the setting validation buzzer beeps once (for 0.5 second).



*) If the buzzer either does not beep or beeps twice, it means that the setting is not effective. Turn off the fog lamps and retry Step 3.

- 5** Turn off the engine switch and end the validation procedure.



*) The set-up mode will be deactivated if the engine switch is turned to the LOCK position during the validation.

*) The set-up mode will be deactivated if the fog lamp switch remains untouched for more than 1 minute after the beep of the set-up mode activation buzzer.

Confirm that the fog lamps turn on when the fog lamp switch is turned on while the engine switch is on and either position lamps or head lamps are lit.

J1261369B
2013.09