



# Technical Service Bulletin

**39 Power transmission: "All-wheel drive not working..." / event memory entry C111307/P1CF700/P1CF200**  
39 24 62 2074203/2 July 2, 2024. Supersedes Technical Service Bulletin Group 39 number 24-61 dated June 12, 2024 for reasons listed below.

Model(s)	Year	VIN Range	Vehicle-Specific Equipment
RS 3	2023 - 2024	All	Not Applicable

## Condition

REVISION HISTORY		
Revision	Date	Purpose
2	-	Revised title (added DTC) Revised <i>Condition</i> (added DTC)
1	06/12/2024	Initial publication

### Customer states:

- The following message is shown in the instrument cluster: *"All-wheel drive: malfunction! You can continue driving. Please contact workshop."*

### and/or

- The warning lamp symbol for the Electronic Stability Control (ESC) lights up in the instrument cluster while driving.

### and/or

- Noises can be heard from the rear end of the vehicle when reversing.

### Workshop findings:

One or more of the customer statements can be reproduced.

The following DTC or DTCs and symptom code(s) are stored in the left/right rear axle torque vectoring control unit (address word 8126/8127):

- DTC C111307:** All Wheel Drive (AWD) mechanical malfunction. Symptom code: 24576.

### and/or

- DTC P1CF700:** Control module for torque vectoring of all-wheel drive disc pack wear implausible. Symptom code: 16389.

### and/or

- DTC P1CF200:** Control module for torque vectoring of all-wheel drive disc pack wear limit exceeded. Symptom code: 24577.



# Technical Service Bulletin

---

## Technical Background

Not applicable.

## Production Solution

From production date (rear final drive/torque distribution): 10/31/2023.

## Service

1. Check/read production date (rear final drive/torque distribution).
2. If necessary, replace rear final drive (torque distribution).

### Step 1:

Check/read production date (rear final drive/torque distribution):




#### NOTICE

**The production date of the rear final drive (torque distribution) can be checked/read either on the DMC label on the rear carrier (see Figure 1, red arrow) or the engraving (see Figure 1, red circle) on the underside of the rear final drive (torque distribution).**



# Technical Service Bulletin

---



**Figure 1.** Position of production date on rear final drive (torque distribution).

- Check/read production date on DMC label (see figure 2, red box) and perform Step 2 if necessary.



# Technical Service Bulletin

---



**Figure 2.** Example of DMC label on rear carrier: production date 03/21/2024.

- Check/read production date on engraving (see figure 3, red box) and perform Step 2, if necessary.



# Technical Service Bulletin

---




*Figure 3. Example of engraving on underside of rear final drive: production date 03/21/2024.*

## NOTICE

If the rear final drive (torque distribution) was manufactured before 03/01/2023 or after 10/31/2023, this TSB does not apply! Use => Guided Fault Finding to work through the event memory entries. Please note however, this in this case, the costs of repairing the vehicle cannot be invoiced based upon this TSB.

## NOTICE



# Technical Service Bulletin

If the rear final drive (torque distribution) was manufactured between 03/01/2023 and 10/31/2023, continue with “Step 2”.

## Step 2:

If necessary, refer to the Workshop Manual/parts catalogue and replace the rear final drive (torque distribution).


## Warranty

<b>Claim Type:</b>	<ul style="list-style-type: none"> <li>110 Up to 48 Months/50,000 Miles.</li> <li>G10 for CPO Covered Vehicles – Verify Owner.</li> <li>If the vehicle is outside of any warranty, this Technical Service Bulletin is informational only.</li> </ul>		
<b>Service Number:</b>	3971		
<b>Damage Code:</b>	0010		
<b>Labor Operations:</b>	Check all-wheel drive with coupling ( <i>production date</i> )	3971 0199	30 TU
	Remove and install all-wheel drive with coupling (if necessary)	3971 19XX	See SRT with associated operations
<b>Diagnostic Time:</b>	GFF / Guided Function	0150 0060	Labor according to diagnostic log
	Charge battery	2706 8950	See SRT with associated operations
	Road test prior to the service procedure	No allowance	0 TU
	Road test after the service procedure	No allowance	0 TU
<b>Claim Comment:</b>	As per TSB 2074203/2		

All warranty claims submitted for payment must be in accordance with the *Audi Warranty Policies and Procedures Manual*. Claims are subject to review or audit by Audi Warranty.

## Additional Information

All part and service references provided in this TSB (**2074203**) are subject to change and/or removal. Always check with your Parts Department and/or ETKA for the latest information and parts bulletins. Please check the Repair Manual for fasteners, bolts, nuts, and screws that require replacement during the repair.



# Technical Service Bulletin

---

©2024 Audi of America, Inc. All rights reserved. The information contained in this document is based on the latest information available at the time of printing and is subject to the copyright and other intellectual property rights of Audi of America, Inc., its affiliated companies, and its licensors. All rights are reserved to make changes at any time without notice. No part of this document may be reproduced, stored in a retrieval system, or transmitted in any form or by any means, electronic, mechanical, photocopying, recording, or otherwise, nor may these materials be modified or reposted to other sites without the prior expressed written permission of the publisher.