



SIB 28 01 24

2024-07-03

## SERVICE ACTION: DOUBLE CLUTCH TRANSMISSION REWORK AT TRANSFER CASE (DISASSEMBLE)

This Service Information Bulletin (Revision 2) replaces SI B28 01 24 **dated May 2024**.

### What's New (Specific text highlighted):

- Procedure updated
- Parts list updated

Please perform the procedure outlined in this Service Information on all affected vehicles before customer delivery. In the event the customer has already taken delivery of the vehicle, please perform the procedure the next time the vehicle is in the shop if the campaigns have a status of remedy available. Otherwise, please release the vehicle.

THIS REPAIR IS MOBILE FRIENDLY

### MODEL

U11 (X1 Sports Activity Vehicle)

### AFFECTED VEHICLES

- Vehicles which require this campaign to be completed will show it as "Open" when checked either in AIR, AWP, Campaign Summary, or Warranty Vehicle Inquiry
- Please make sure you check your dealer inventory as soon as possible. You can see a list of affected vehicles in Inventory Campaign Details (ICD) under ROSS.

### SITUATION

Micro-movements combined with frictional corrosion can increase wear on the longitudinal splined connection between the double clutch transmission (DCT) and the transfer box.

### CORRECTION


Rework the surface mating area on the double clutch transmission (DCT) at the transfer case.


### PROCEDURE

Remove the transfer box in accordance with repair instructions **27 10 010 Removing and installing the transfer box**.

Contrary to the repair instructions, **no oil change** is required for the double clutch transmission.


Clean the inner splines of the DCT (1) with brake cleaner and a brass wire brush (nothing harder than brass)






Clean the outer splines of the transfer case with brake cleaner and a brass wire brush (1) (nothing harder than brass)

Replace the radial shaft oil seal for the DCT (as listed in the repair instructions).

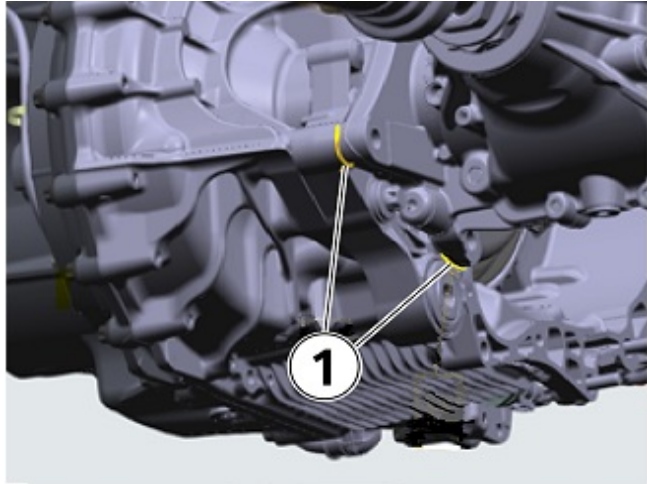



Apply grease (MI-Setral-43N) evenly to the inside of the input flange so that the spaces between the teeth are filled (1).



Clean off excess grease from the end face of the gear (1). Ensure the grease makes no contact with the shaft seal (2).

Apply a continuous bead of Loctite 5970 to the input shaft of the transfer case (1). The transfer case must be installed immediately after applying the Loctite.



Install special washers (1) between the stabilizer link and the transfer case before bolting the transfer case to the DCT.

## PARTS INFORMATION

Use and invoice the part numbers below.

Part Number	Description	Quantity
27 10 8 627 024	Screw plug	1
27 10 9 807 707	Retaining ring	1
37 14 6 869 771	Thread-tapping hexagon bolt	1
31 20 6 866 022	Shouldered bolt with compression spring	1
26 11 8 681 576	Output repair kit	1
18 30 5 A04 BD6	V clip	1
07 11 9 904 024	Hexagon nut (rounds to 10)	2
07 11 9 909 839	Hexagon bolt	2
28 00 5 B31 BA6	Inner shaft sealing ring, driven shaft	1
07 14 9 894 132	Multi-purpose bolt ASA (M12x90x1.5)	1
22 11 8 876 816	Adapter washer kit	2
07 11 9 909 527	Hexagon bolt	1
07 11 9 906 927	Hexagon bolt	1

### Bulk Supply Materials - Sublet

Part Number	Description	Quantity
83 19 0 404 517	BMW Group Loctite 5970 Liquid Sealant- (50 mL)	Sublet
83 23 2 152 082	Grease MI-Setral-43N (50 g)	Sublet

## CLAIM INFORMATION

Copyright ©2024 BMW of North America, Inc.

Reimbursement for this Recall will be via normal claim entry utilizing the applicable work package information below.

<b>Repair Code:</b>	<b>0028230100</b>	<b>U11 Reworking DKG connection - transfer box</b>
---------------------	-------------------	--

Below are the special flat rate labor operation code choices for this action.

**Completion before the first vehicle delivery to a customer or the vehicle is already in the workshop.**

Work Pkg	Labor Operation	Description (Plusposition work)	Labor Allowance
# 1	00 75 870	Reworking the interface between the double clutch transmission and the transfer box	As applicable

Or:

**The vehicle arrives at your center and this Service Action shows open (No other Main work will be performed or claimed during this workshop visit).**

Work Pkg	Labor Operation	Description (Main work)	Labor Allowance
# 2	00 75 283	Reworking the interface between the double clutch transmission and the transfer box	As applicable

Only one of the flat rate labor operation codes listed above can be used for claim submission and reimbursement. Also, only one Main work flat rate labor operation code can be claimed per workshop visit.

### Claim Repair Comments

Only reference the SIB number and the work package (Pkg) number performed in the RO technician notes and the claim comments (For example: B28 01 24 WP 1), unless otherwise required by State law.

And:

### Sublet – Bulk Supply Materials (RO and Claim Comments Required)

<b>Sublet Code 4</b>	Reimbursement for the repair-related bulk supply materials (Do not use the BMW part numbers for claim submission)	Up to \$150.00
----------------------	---	----------------

Sublet reimbursement calculation for claiming the applicable repair-related bulk supply materials (BMW part numbers) is at the dealer net price amount for the full and/or proportional quantities used plus your center's handling.

Enter this material cost in sublet and itemize the amount on the repair order and in claim comment section.

### BMW Group's AIR Application Resource for Flat Rate Labor Operation Codes

To obtain the corresponding flat rate unit (FRU) allowance information from the BMW Group AIR application resource, start by entering the Chassis Number (the last seven (7) characters of the VIN, select the applicable Model if two or more vehicle choices show), or enter the full VIN (17 characters), click on the "Search" button. Next, click on the "Flat Rate Units" button and enter the flat rate labor operation code in the field to the right, click "Search" to display the Flat Rate Unit Group detail choices.

### Alternative Mobility Solution (AMS) for Vehicle Owners (RO and Claim Comments Required)

This Service Action repair qualifies for Alternative Mobility Solution (AMS) expense reimbursement, claim  
Copyright ©2024 BMW of North America, Inc.

- Sublet Code 2 - Itemize the AMS sublet amount on the repair order and in the claim comment section.

Please refer to SI B01 29 16 for additional information.

## FEEDBACK REGARDING THIS BULLETIN

Technical Feedback	To submit feedback for the technical topic of this bulletin: Submit your feedback in the rating box at the top of this bulletin
Warranty Feedback	To submit feedback for the CLAIMS section of this bulletin: Submit an IDS ticket to the Warranty Department, or use the chat available in the Warranty Documentation Portal
Parts Feedback	To submit feedback for the PARTS section of this bulletin: Submit an IDS ticket to the Parts Department

