

Advanced Drive Performance Enhancements

Service Category ADAS/AD

Section Advanced Driver Assistance System

Market USA

Toyota Supports
 ASE Certification 

Applicability

YEAR(S)	MODEL(S)	ADDITIONAL INFORMATION
2022	Mirai	

Introduction

Some 2022 model year Mirai vehicles are equipped with Toyota Teammate Advanced Drive. This system provides driving support through automated steering, acceleration, and braking under specific operating conditions within controlled access highways. Toyota Teammate Advanced Drive utilizes an array of sensors and cameras, high definitions maps, and the vehicle navigation system to provide hands-free (SAE level: 2) driving assistance for engaged drivers. Updates to enhance Toyota Teammate Advanced Drive operation or to add features/functions are delivered to the vehicle directly through the Toyota Teammate multimedia head unit (earlier than version 5.00). The updates include the following:

- Updates the Advanced Drive messages and displays.
- Reduces the frequency of prompts to hold the steering wheel in certain circumstances (e.g., facial recognition impact reduced when wearing a medical mask).
- Increases scenarios where lane change assist can be used.
- Adjusts the speed to help avoid blind spots of other vehicles in adjacent lanes.
- Enhances peripheral recognition using LiDARs.
- Reduces lane change assist activation when standard construction cones or barrels are detected.
- Alerts driver to nearby vehicles at certain highway entrance merging areas during low-speed driving.
- Alerts driver when approaching a much slower vehicle ahead.
- Increases the maximum Advanced Drive set speed to 85 mph.

Advanced Drive Performance Enhancements

Introduction (continued)

The release notes text below will be displayed to the customer:

“Updates the Advanced Drive messages and displays, reduces the frequency of prompts to hold the steering wheel in certain circumstances (e.g., facial recognition impact reduced when wearing a medical mask), increases scenarios where lane change assist can be used, adjusts the speed to help avoid blind spots of other vehicles in adjacent lanes, enhances peripheral recognition using LiDARs, reduces lane change assist activation when standard construction cones or barrels are detected, alerts driver to nearby vehicles at certain highway entrance merging areas during low-speed driving, alerts driver when approaching a much slower vehicle ahead, increases the maximum Advanced Drive set speed to 85 mph.”

Follow the Software Update Procedure section in this bulletin to complete these updates.

Warranty Information

OP CODE	DESCRIPTION	TIME	OFF	T1	T2
EL2420	Software Update	1.3	86140-62###*	87	74

*Warranty claim MUST be submitted with the correct 10-digit OFF. Choose the correct OFF for the vehicle being repaired by searching for the parts in the Electronic Parts Catalog using the VIN filter.

APPLICABLE WARRANTY

- **This repair is covered under the Toyota Basic Warranty. This warranty is in effect for 36 months or 36,000 miles, whichever occurs first, from the vehicle’s in-service date.**
- **Warranty application is limited to occurrence of the specified condition described in this bulletin.**

Advanced Drive Performance Enhancements

Required Tools & Equipment

REQUIRED EQUIPMENT	SUPPLIER	PART NUMBER	QTY
Techstream ADVI*	ADE	TSADVUNIT	1
Techstream 2.0		TS2UNIT	
Techstream Lite		TSLITEPDLR01	
Techstream Lite (Green Cable)		TSLP2DLR01	

*Essential SST.

NOTE

- Only ONE of the Techstream units listed above is required.
- GTS+ Software version 2024.02.004.02 or later is required.
- Additional Techstream units may be ordered by calling Approved Dealer Equipment (ADE) at 1-800-368-6787 or by visiting *TIS – Diagnostics – Tools & Equipment – Techstream Order Portal*.

Software Update Procedure

1. BEFORE downloading the latest version of Toyota Teammate Advanced Drive, confirm the vehicle has a strong cellular signal as the update is done via Over the Air (OTA), NOT Techstream.

NOTE

Move the vehicle outside if the building is causing a weak cell signal. The download can take up to 1 hour. Ensure you are parked in a safe location.

2. Turn the vehicle ON (key ON engine ON).

CAUTION

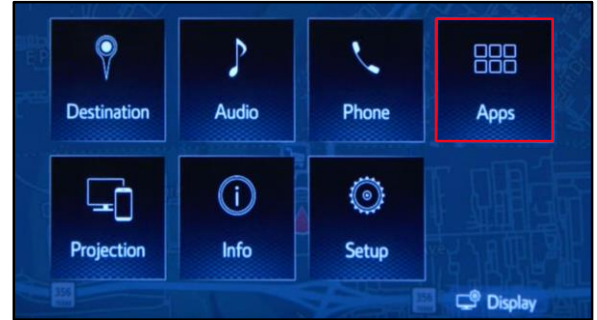
If the update is being performed indoors, ensure that the exhaust extraction vents have been attached.

Advanced Drive Performance Enhancements

Software Update Procedure (continued)

3. Select Apps on the multimedia home screen.
4. Navigate to the Services page within the Enform App Suite and select the SWUapl icon.
5. Once synced, select Next to go to the Terms of service page.

Figure 1.

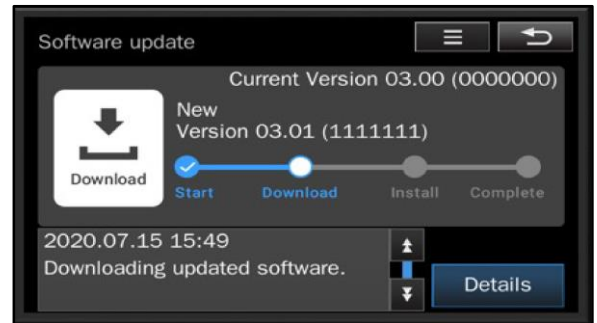


6. Select Agree; this will start the download process.

NOTE

- This can take several minutes.
- Steps 5 and 6 are ONLY required during the first OTA update.

Figure 2. Download Process

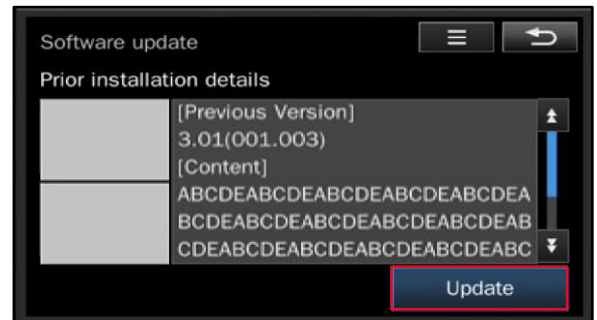


7. Once the download has completed, confirm the current and NEW versions of the software match the below table and select Update to start the installation.

Table 1.

Type	Current Version	New Version
Advanced Drive	earlier than 4.00 (0030003)	5.00 (0030004)

Figure 3.



Advanced Drive Performance Enhancements

Software Update Procedure (continued)

8. Once the installation has completed, the bottom notification window will show “Software update complete.”

9. Cycle the ignition to IG-OFF and back to IG-ON.

10. Using GTS+, perform a Health Check to confirm there are NO system issues or DTCs present once the download is complete.

Figure 4.

