




GROUP	MODEL
BOD	2021-2024MY Seltos (SP2)
NUMBER	DATE
326	July 2024

TECHNICAL SERVICE BULLETIN

SUBJECT:

HORN ASSEMBLY INSPECTION/REPLACEMENT

This bulletin provides information associated with the 'Warranty Extension Program' (WTY038) to inspect and, if necessary, replace the horn assembly on 2021-2024MY Seltos (SP2) vehicles produced from November 20, 2019 through May 2, 2024. The affected vehicles may experience a distorted or an inoperative horn sound caused by corrosion and dust inside the horn assembly. The warranty coverage for repairs related to the horn assembly have been extended from 5 years / 60,000 miles to 10 years / 120,000 miles, whichever comes first, starting from the date the vehicle was first put into service. Follow the procedure outlined in this publication to inspect and, if necessary, replace the horn assembly with a new one.

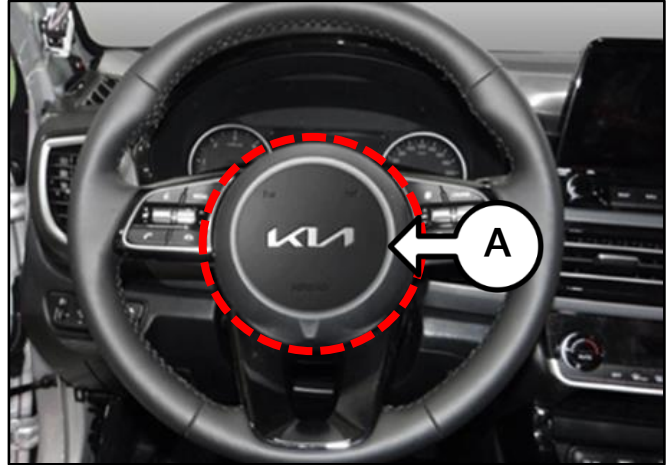


NOTICE

A Technical Service Bulletin is a field fix repair program without customer notification that may be performed during the warranty period. Any dealer requesting to perform this repair outside the warranty period will require DPSM approval.

Inspection Procedure:


1. Press the Horn Pad (A) to confirm normal operation.
 - If the horn operates **normally**, this TSB does not apply. **Claim Inspection Only labor op 242044R1.**
 - If the horn is **inoperative** or the **tone is distorted**, proceed to the 'Replacement Procedure' below.

**Replacement Procedure:**

1. Replace the Horn (B) by referring to "Body Electrical System → Horn → Repair procedures" in the applicable Shop Manual on KGIS.



Tightening torque for bolt:
8.7 - 10.1 lb.ft (11.8 - 13.7 N.m)




2. Reinstall all removed parts in reverse order of removal.
2. Confirm horn operation.

SUBJECT:

HORN ASSEMBLY REPLACEMENT**AFFECTED VEHICLE RANGE:**

Model	Production Date Range
Seltos (SP2)	November 20, 2019 to May 2, 2024

REQUIRED PART:

Part Name	Part Number	Figure	Qty.
Horn Assembly	96611 Q5100QQK		1

Note: The replacement part numbers will require a VIN entry for parts ordering. **DO NOT** order these parts for stocking purposes, related to this Campaign. Supply is very limited. Until supply stabilizes, please confirm part availability before scheduling customers. Please be sure to expedite warranty claim filing.

WARRANTY INFORMATION:

N Code: I11 C Code: ZZ3

Claim Type	MY	Causal P/N	Qty.	Repair Description	Labor Op Code	Op Time	Replacement P/N	Qty.
W	2021 2022 2023	96611 Q5000	0	Inspection Only	242044R1	0.1 M/H	N/A	0
	2024	96611 Q5100		Inspection + Horn Assembly Replacement	242044R2	0.6 M/H	96611 Q5100QQK	1

Note: Refer to [Warranty Extension 2405](#) for warranty claim procedures.

