



GROUP	MODEL
ELE	2024MY EV9 (MV)
NUMBER	DATE
348 (Rev 1, 7/10/2024)	June 2024

TECHNICAL SERVICE BULLETIN

SUBJECT: **SERVICE ACTION: BDC-BCM LOGIC IMPROVEMENT
FOR DTC C1126 (SA579)**

NOTICE

This bulletin has been revised to include additional information. New/revised sections of this bulletin are indicated by a black bar in the margin area.

This bulletin provides information to improve the Body Domain Controller (BDC) - Body Control Module (BCM) operation logic on certain 2024MY EV9 (MV) vehicles produced from September 25, 2023 through February 21, 2024. The BDC Motor Control Unit (MCU) may incorrectly read the 12V auxiliary battery voltage as 0V. If this condition occurs, the tire pressure monitoring system (TPMS) light will blink for approximately one (1) minute and then remain illuminated, with the DTC C1126. This software upgrade may also be available via Over The Air (OTA) through Kia Connect if it has been activated. Follow the procedure outlined in this publication to upgrade the Body Domain Controller (BDC) - Body Control Module (BCM) software logic on the applicable vehicle. Before conducting the procedure, verify that the vehicle is included in the list of affected VINs.

DTC Description:

C1126 - TPM Receiver Battery Voltage Low (Temporary RAM Storage)

NOTICE

A Service Action is a repair program without customer notification that is performed during the warranty period. Any dealer requesting to perform this repair outside the warranty period will require DPSM approval.

Repair status for a VIN is provided on KDealer+ (Service → Warranty Coverage → Warranty Coverage Inquiry → Campaign Information). Not completed Recall / Service Action reports are available on KDealer+ (Consumer Affairs → Not Completed Recall → Recall VIN → Select Report), which includes a list of affected vehicles.

This issue number is SA579.

ECU Upgrade Procedure:

To correct this condition, the ECU should be reprogrammed using the KDS download, as described in this bulletin.

Upgrade Event Name

745.MV1 BDC Upgrade for TPMS MIL ON DTC (C1126) Judgment Logic Improvement

NOTICE


- Confirm a fully charged battery (12.3 volts or higher is necessary) is used or utilize a fully charged jump starter box connected to the battery.
- **Ensure the KDS GDS is sufficiently charged at 60% or higher prior to reflash.**
- All ECU upgrades must be performed with the ignition set to the 'ON' position unless otherwise stated.
- **Damaged VCI II units should not be used and promptly replaced.**
- Be careful not to disconnect the VCI-II connected to the vehicle during the ECU upgrade procedure.
- **DO NOT start the engine during ECU upgrade.**
- **DO NOT** turn the ignition key 'OFF' or interrupt the power supply during ECU upgrade.
- **When the ECU upgrade is completed, turn the ignition 'OFF' and wait 10 seconds before starting the engine.**
- **ONLY** use approved ECU upgrade software designated for the correct application.

IMPORTANT

It is recommended to ALWAYS check the Electronic Parts Catalog (EPC) to locate the ECU Part Number respective to Auto/Manual Mode ROM IDs. DO NOT reference the parts label affixed to the ECU.


Note: When connecting the external battery pack, in-vehicle operation built-in CAM might be issued by impossible charging amount sensing of the battery sensor.

[Connect the negative \(-\) terminal to the battery as shown below.](#)





SUBJECT:

BDC-BCM LOGIC IMPROVEMENT FOR DTC C1126 (SA579)**NOTICE**

Before attempting an ECU upgrade on any Kia model, make sure to first determine whether the applicable model is equipped with an immobilizer  security system. Failure to follow proper procedures may cause the PCM to become inoperative after the upgrade and any claims associated with this repair may be subject to chargeback.

ROM ID INFORMATION TABLE:

Upgrade Event #745

Model	System	IMMO		ECU P/No.	ROM ID	
					Previous	New
EV9	BDC	Yes		95400 DO000		2.00
				95400 DO010		
				95400 DO100	1.00	
				95400 DO110	1.10	
				95400 DO500	1.20	
				95400 DO510	1.30	
				95400 DO600	1.40	
				95400 DO610	1.50	
				954A0 DO000	1.60	
				954A0 DO100	1.70	
				954A0 DO110	1.80	
				954A0 DO500	1.90	
				954A0 DO600		
				954A0 DO610		

To verify the vehicle is affected, be sure to check the Calibration Identification of the vehicle's ECM ROM ID and reference the Information Table as necessary.



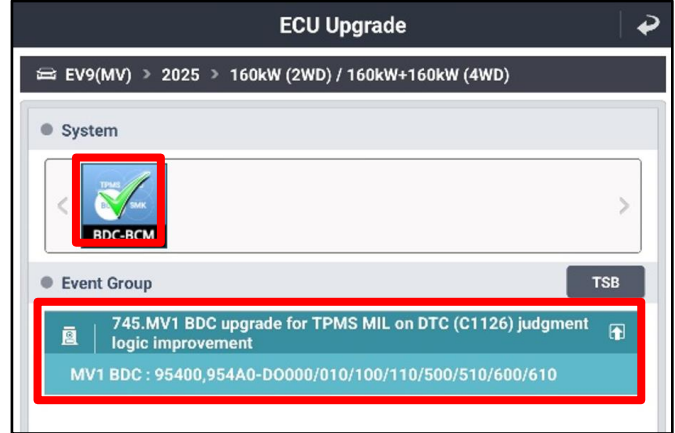
SUBJECT:

BDC-BCM LOGIC IMPROVEMENT FOR DTC C1126 (SA579)

Refer to [TSB SST081](#) for instructions to upgrade the 'BDC-BCM' system:

UPGRADE EVENT:

745.MV1 BDC Upgrade for TPMS MIL ON DTC (C1126) Judgment Logic Improvement



IMPORTANT

An **Over-The-Air (OTA) Software Update** for this procedure is planned for release but may not be available at the time of TSB publication. Dealers can confirm OTA availability by checking for OTA release notes on the [Owners Portal](#) of [kia.com](#): [OTA Software Update Release Notes](#)

Manual Upgrade Procedure:

NOTICE

The manual upgrade should ONLY be performed if the automatic upgrade fails.

If the automatic upgrade fails, turn the ignition 'OFF' for about 10 seconds then place it back in the 'ON' position to reset the control unit BEFORE performing manual upgrade.

See table below for 'Manual Mode' passwords.

Manual Mode ECU Upgrade Passwords

Menu	Password
MV1 BDC : 95400,954A0-D0000/010/100/110/500/510/600/610	9240




SUBJECT:

BDC-BCM LOGIC IMPROVEMENT FOR DTC C1126 (SA579)**AFFECTED VEHICLE RANGE:**

Model	Production Date Range
EV9 (MV)	September 25, 2023 through February 21, 2024.

REQUIRED TOOL:

Tool Name	SST #	Figure	Comments
KDS	N/A		Kia Diagnostic System

WARRANTY INFORMATION:**N Code: N99 C Code: C99**

Claim Type	Causal P/N	Qty.	Repair Description	Labor Op Code	Op Time	Replacement P/N	Qty.
V	95400 DO500	0	(SA579) BDC-BCM Logic Improvement	240084R0	0.5 M/H	N/A	0

NOTICE

VIN inquiry data for this repair is provided for tracking purposes only. Kia retailers should reference SA579 when accessing the KDealer+ system.