



GROUP	MODEL
ELE	2024MY EV9 (MV)
NUMBER	DATE
336 (Rev 1, 7/10/2024)	April 2024

TECHNICAL SERVICE BULLETIN

SUBJECT:

SERVICE ACTION: INTEGRATED LED HEADLAMP CONTROL UNIT OPERATION LOGIC IMPROVEMENT (SA567)

NOTICE

This bulletin has been revised to include additional information. New/revised sections of this bulletin are indicated by a black bar in the margin area.

This bulletin provides information to upgrade the software on the Integrated LED Headlamp Control Unit 'ILCU' on certain 2024MY EV9 (MV) vehicles produced from September 25, 2023 through January 25, 2024. The ILCU can switch from 'standby mode' to 'active mode' potentially causing the 12V auxiliary battery to discharge while the vehicle is parked. If this occurs, the vehicle might not be able to be started. This software upgrade may also be available via Over The Air (OTA) through Kia Connect if it has been activated. Follow the procedure outlined in this publication to upgrade both the left-hand and right-hand software logic of the 'ILCU' system using the KDS ECU Upgrade function as described in this bulletin on the applicable vehicle. For confirmation that the latest reflash has been applied to a vehicle you are working on, verify the ROM ID using the table on page 3 of this bulletin.



NOTICE

A Service Action is a repair program without customer notification that is performed during the warranty period. Any dealer requesting to perform this repair outside the warranty period will require DPSM approval.

Repair status for a VIN is provided on KDealer+ (Service → Warranty Coverage → Warranty Coverage Inquiry → Campaign Information). Not completed Recall / Service Action reports are available on KDealer+ (Consumer Affairs → Not Completed Recall → Recall VIN → Select Report), which includes a list of affected vehicles.

This issue number is SA567.

SUBJECT:

INTEGRATED LED HEADLAMP CONTROL UNIT OPERATION LOGIC IMPROVEMENT (SA567)

ECU Upgrade Procedure:

To correct this condition, the ECU should be reprogrammed using the KDS download, as described in TSB [SST081](#).

Upgrade Event Name
736.MV1 ILCU_L Operation Logic Improvement
737.MV1 ILCU_R Operation Logic Improvement

NOTICE

- Confirm a fully charged battery (12.3 volts or higher is necessary) is used or utilize a fully charged jump starter box connected to the battery.
- **Ensure the KDS GDS is sufficiently charged at 60% or higher prior to reflash.**
- All ECU upgrades must be performed with the ignition set to the 'ON' position unless otherwise stated.
- **Damaged VCI II units should not be used and promptly replaced.**
- Be careful not to disconnect the VCI-II connected to the vehicle during the ECU upgrade procedure.
- **DO NOT start the engine during ECU upgrade.**
- DO NOT turn the ignition key 'OFF' or interrupt the power supply during ECU upgrade.
- **When the ECU upgrade is completed, turn the ignition 'OFF' and wait 10 seconds before starting the engine.**
- ONLY use approved ECU upgrade software designated for the correct application.


IMPORTANT

It is recommended to ALWAYS check the Electronic Parts Catalog (EPC) to locate the ECU Part Number respective to Auto/Manual Mode ROM IDs. DO NOT reference the parts label affixed to the ECU.

NOTICE

If a 'Communication Fail' error notice appears or the upgrade cannot be performed, DO NOT disconnect the KDS/VCI-II. Contact GIT America Help Desk at (888) 542-4371 or Techline.

NOTICE


Before attempting an ECU upgrade on any Kia model, make sure to first determine whether the applicable model is equipped with an immobilizer  (IMMO) security system. Failure to follow proper procedures may cause the PCM to become inoperative after the upgrade and any claims associated with this repair may be subject to chargeback.

SUBJECT:

INTEGRATED LED HEADLAMP CONTROL UNIT OPERATION LOGIC IMPROVEMENT (SA567)


ROM ID INFORMATION TABLE:

Upgrade Event #736

Model	System	IMMO 	ECU P/No.	ROM ID	
				Previous	New
MV	ILCU LH	Yes	92101 DO000	1.00	1.30
			92101 DO010		
			92101 DO020		
			92101 DO030		
			92101 DO040		
			92101 DO100		
			92101 DO110		
			92101 DO120		
			92101 DO130		
			92101 DO140		
			92101 DO160		

To verify the vehicle is affected, be sure to check the Calibration Identification of the vehicle's ECM ROM ID and reference the Information Table as necessary.

Upgrade Event #737

Model	System	IMMO 	ECU P/No.	ROM ID	
				Previous	New
MV	ILCU RH	Yes	92102 DO000	1.00	1.30
			92102 DO010		
			92102 DO020		
			92102 DO030		
			92102 DO040		
			92102 DO100		
			92102 DO110		
			92102 DO120		
			92102 DO130		
			92102 DO140		
			92102 DO160		

To verify the vehicle is affected, be sure to check the Calibration Identification of the vehicle's ECM ROM ID and reference the Information Table as necessary.



SUBJECT:

INTEGRATED LED HEADLAMP CONTROL UNIT OPERATION LOGIC IMPROVEMENT (SA567)

Refer to [TSB SST081](#) for instructions to upgrade the 'ILCU' system:

UPGRADE EVENT:

736.MV1 ILCU_L Operation Logic Improvement

and

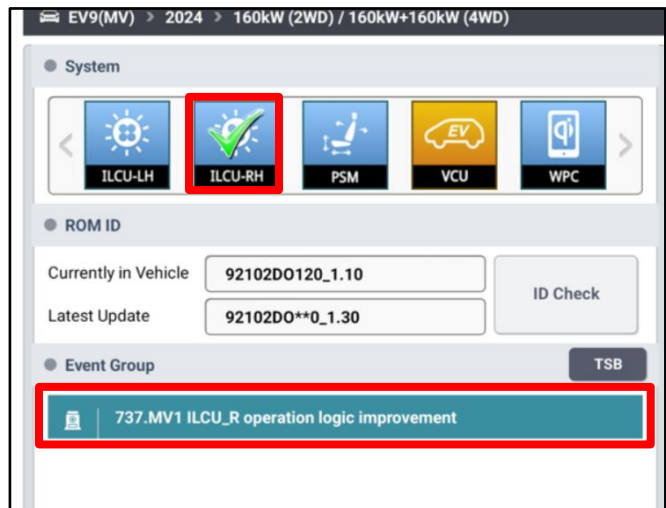
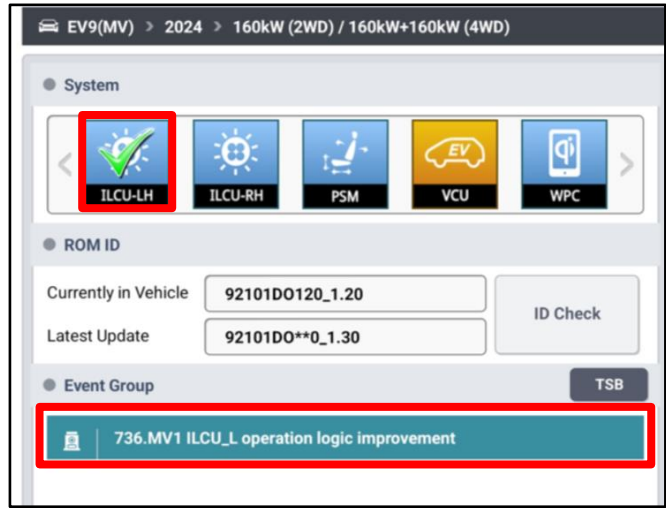
737.MV1 ILCU_R Operation Logic Improvement

IMPORTANT

Both events 736 **and** 737 **MUST** be completed. 'Fault Code Searching' is not required after events 736 and 737 have successfully completed.

NOTICE

Prior to performing the ECU upgrade, be sure to check that the KDS is fully charged.



IMPORTANT

An **Over-The-Air (OTA) Software Update** for this procedure is planned for release but may not be available at the time of TSB publication. Dealers can confirm OTA availability by checking for OTA release notes on the [Owners Portal](#) of [kia.com](#): [OTA Software Update Release Notes](#)

Manual Mode ECU Upgrade Passwords

Menu	Password
MV1 ILCU_L : 92101-DO000/010/020/030/040/100/110/120/130/140/160	1123
MV1 ILCU_R : 92102-DO000/010/020/030/040/100/110/120/130/140/160	1223




SUBJECT:

INTEGRATED LED HEADLAMP CONTROL UNIT OPERATION LOGIC IMPROVEMENT (SA567)

AFFECTED VEHICLE RANGE:

Model	Production Date Range
EV9 (MV)	September 25, 2023 to January 25, 2024

REQUIRED TOOL:

Tool Name	Figure	Comments
KDS		Kia Diagnostic System

WARRANTY INFORMATION:

N Code: N99 C Code: C99

Claim Type	Causal P/N	Qty.	Repair Description	Labor Op Code	Op Time	Replacement P/N	Qty.
V	92183 DO020	0	(SA567) ILCU Logic Improvement	240053RO	0.4 M/H	N/A	0

NOTICE

VIN inquiry data for this repair is provided for tracking purposes only. Kia retailers should reference SA567 when accessing the KDealer+ system.

