

# 30-001 Off-Road/Low Traction Throttle Parameter Update

## TSB-30-001-WST

Creation Date:2024-02-22

Last Revision Date:2024-06-03

### Engine or Vehicle Affected:

- ▶ 57X
- ▶ 49X
- ▶ 47X

**Description of Revisions:** This bulletin replaces the version dated 02/22/2024. The service bulletin number has been added in the title and the warranty statement is modified.

This is an informational bulletin only. The described condition is a product improvement or is not warrantable.

### Described Condition

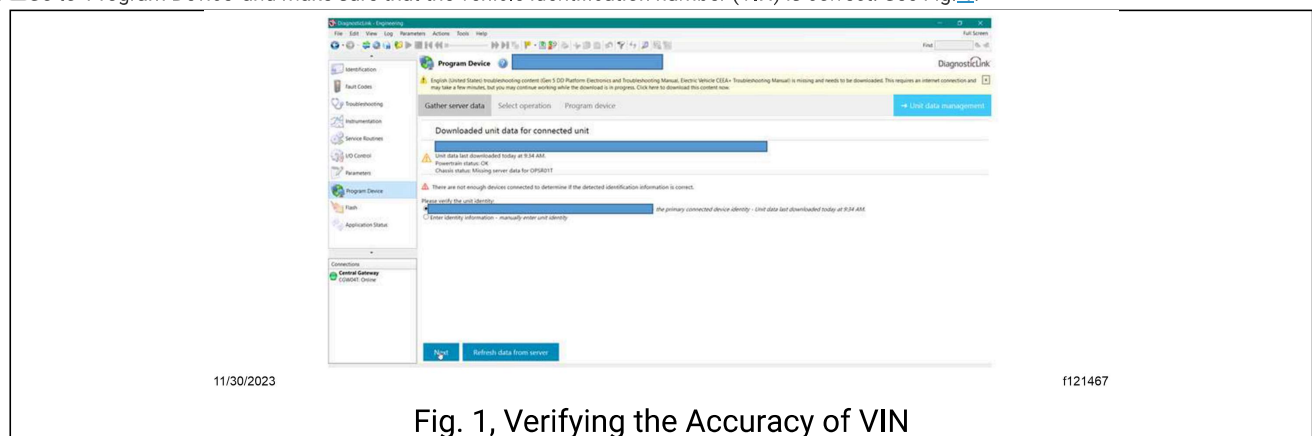
Western Star vehicles built before May 29, 2023 and equipped with a Cummins engine may experience varying torque outputs if wheel rotation differences occur during rough or off-road operation when instantaneous wheel slip events trigger an antilock brake system (ABS) sensor that wheel slip has occurred. To facilitate such off-road operation with a minimum of torque loss and continued ABS function, the central gateway (CGW) must be reprogrammed. Follow the procedure below to reprogram the CGW.

### Programming the CGW

1.  Park the vehicle on a level surface, shut down the engine, and apply the parking brake. Chock the tires.

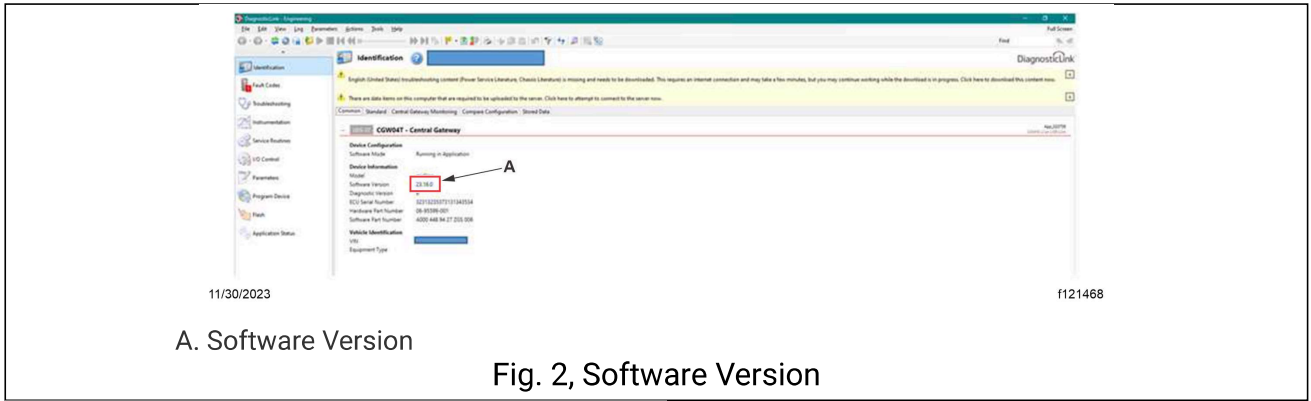
2.  Connect a laptop with DiagnosticLink® to the vehicle diagnostic connector.

3.  Go to 'Program Device' and make sure that the vehicle identification number (VIN) is correct. See Fig. 1.

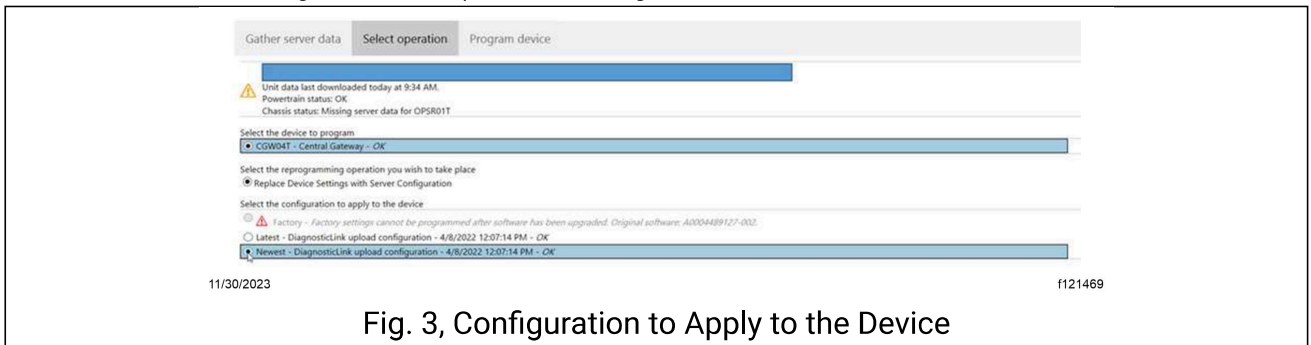


4.  Click on 'Connect to Server,' then press 'Next.'

5.  Ensure the software version of the CGW is prior to 23.XX.X code. See Fig. 2.



6.  Choose the CGW04T from the 'Select the device to program' list.
7.  Select 'Newest' from the configuration list, then press 'Next.' See Fig. 3.



8.  Ensure programming data is targeting the new software part number from the list below (additional part numbers will be loaded when available). See Table 1 and Fig. 4.

Table 1, New and Old Software Part Numbers

New and Old Software Part Numbers	
Previously Released Software Part Number	New Software Part Number
0004489127_003	0004489127_004
0004489027_023	0004489027_025
0004488627_001	0004488627_002
0004488827_009	0004488827_010
0004489227_005	0004489227_006
0004488727_001	0004488727_002

Table 1, New and Old Software Part Numbers

Gather server data   Select operation   **Program device**

Unit data last downloaded today at 9:34 AM.  
 Powertrain status: OK  
 Chassis status: Missing server data for OPSR01T

Please review the information shown. If this is correct, click the Start button

**CGW04T - Central Gateway**

**Operation Information**

Operation: Replace Device Settings with Server Configuration (same device)  
 Settings: Newest

Configuration	Current	Target
Software	A0004489127-002 (21.40.2)	A0004489127-004 (81Z_006 DEV4)
Identification	Current	Target
Vehicle Identification Number	[Redacted]	[Redacted]
Engine Serial Number	[Redacted]	[Redacted]

**Hardware**

ECU Serial Number: 32313137343131323137  
 Hardware Part Number: 06-95599-001

11/30/2023 f121470

Fig. 4, Reviewing the Information

9. After reviewing the information, click 'Start' to program the CGW. See Fig. 5.

Gather server data   Select operation   **Program device**

Unit data last downloaded today at 9:34 AM.  
 Powertrain status: OK  
 Chassis status: Missing server data for OPSR01T

**Starting...: Please Wait**

**CGW04T - Central Gateway**

**Operation Information**

Operation: Replace Device Settings with Server Configuration (same device)  
 Settings: Newest

Configuration	Current	Target
Software	A0004489127-002 (21.40.2)	A0004489127-004 (81Z_006 DEV4)
Identification	Current	Target
Vehicle Identification Number	[Redacted]	[Redacted]
Engine Serial Number	[Redacted]	[Redacted]

**Hardware**

ECU Serial Number: 32313137343131323137  
 Hardware Part Number: 06-95599-001

Back   Next   **Start**

11/30/2023 f121471

Fig. 5, Programming CGW

10. Once successfully programmed, click 'Finish'. See Fig. 6 and Fig. 7.

DiagnosticLink - Engineering

Program Device

Unit data last downloaded today at 9:34 AM.  
 Powertrain status: OK  
 Chassis status: Missing server data for OPSR01T

**Success: Programming was successfully completed**

**CGW04T - Central Gateway**

**Operation Information**

Operation: Replace Device Settings with Server Configuration (same device)  
 Settings: Newest

Configuration	Current	Target
Software	A0004489127-004 (21.9.0)	A0004489127-004 (81Z_006 DEV4)
Identification	Current	Target
Vehicle Identification Number	[Redacted]	[Redacted]
Engine Serial Number	[Redacted]	[Redacted]

**Hardware**

ECU Serial Number: 32313137343131323137  
 Hardware Part Number: 06-95599-001

Back   **Finish**

11/30/2023 f121472

Fig. 6, Programmed Successfully

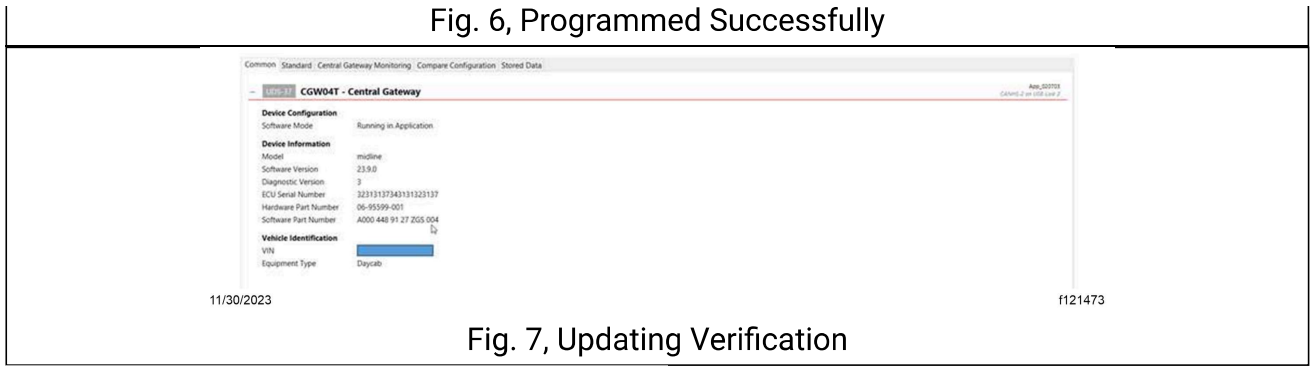


Fig. 7, Updating Verification

11.  Select 'Connect to server' to upload the changes.

12.  Disconnect the vehicle from DiagnosticLink.

13.  Turn the ignition switch to the OFF position.

14.  Disconnect the laptop.

**Warranty**

This is an informational bulletin only. The described condition is a product improvement or is not warrantable.

**Note:**

W15,W12,W16,W14,W17

013-011-145

TROUBLESHOOT

Document Number:0000095907