

**Notes:**

1. View Is From The Inside.
2. Framing Is 1 1/2" Unless Noted.
3. Hatched Area To Be Stuffed w/Wood

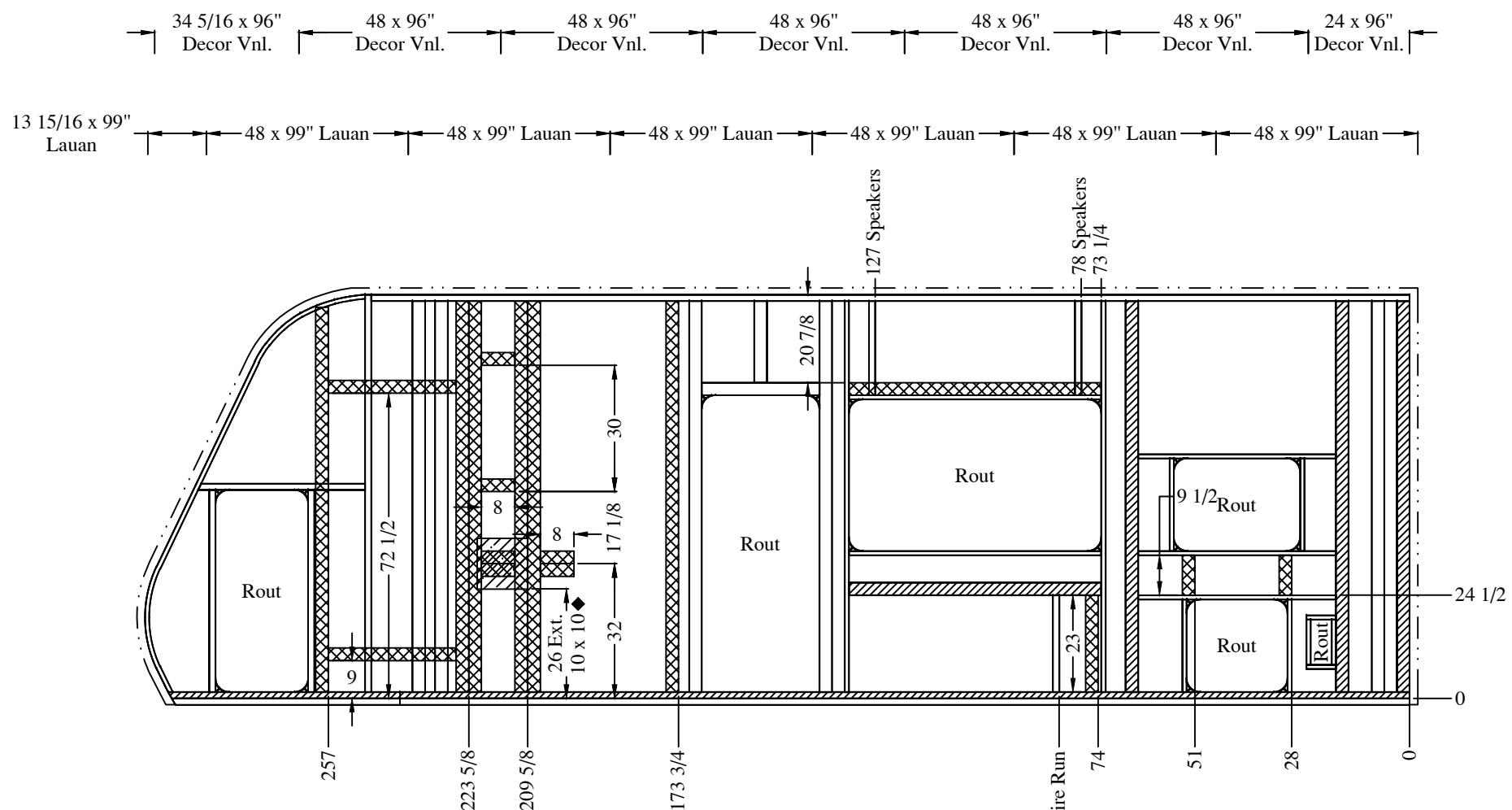
East to West RV claims exclusive rights to the information documented herein. Manufacture of material shown in part or full is prohibited without the written consent from East to West RV.

Rev	Description	Date	ECN#
A	Released For Production	08/17/22	--
B	Revised, Front Profile and Updated Cut List & Locations Of Tubes	08/26/22	--
C	Revised, Stuffed P-Tube	01/17/23	--

Title: <b>Sidewall, Door Side Aluminum Framing</b>	
Model Usage: <b>Alta: 2400KTH</b>	
	File No.

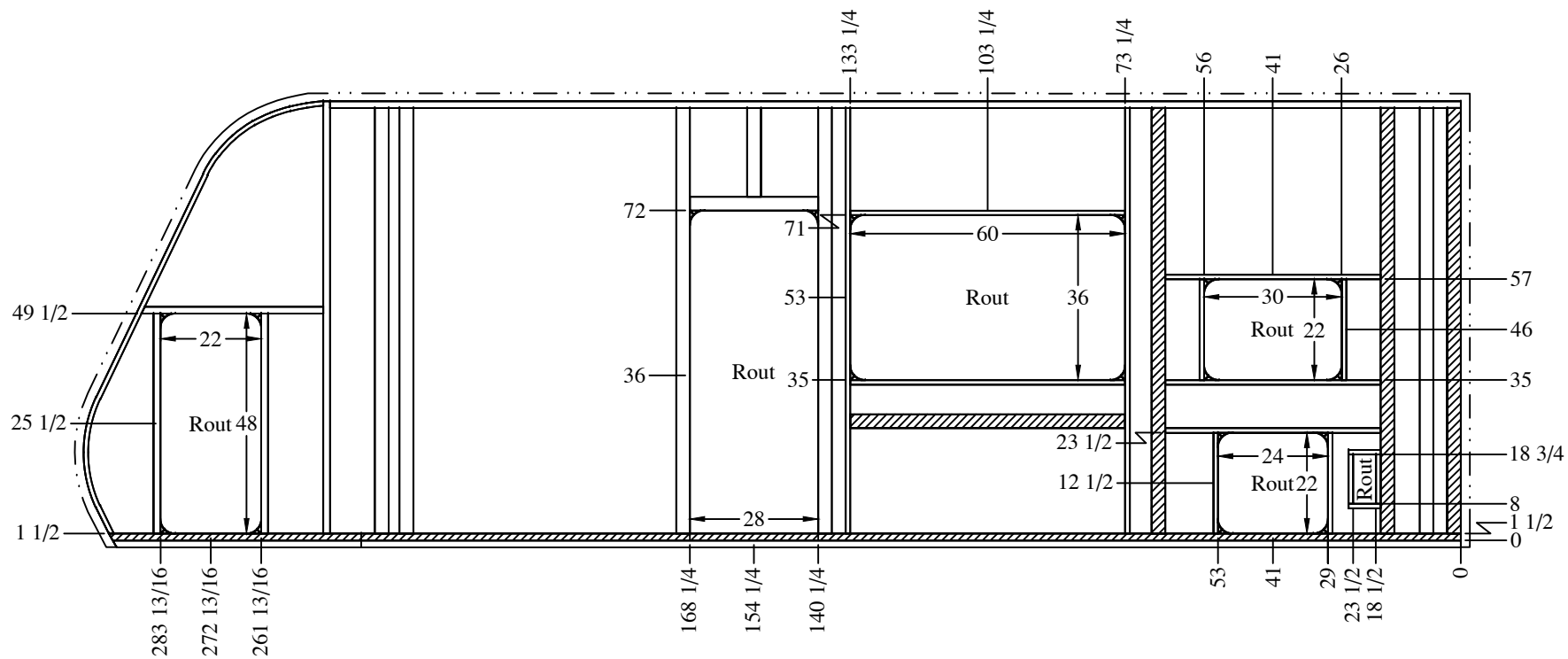
Date: <b>08/17/22</b>
Drawn By: <b>BCW</b>
Sheet: <b>1 of 5</b>
Drawing No. <b>10-00104</b>

**TOLERANCES: UNLESS OTHERWISE STATED DIMS ARE IN INCHES**  
 .X = ± .1      FRACTIONS = ± 1/16  
 .XX = ± .01      ANGLES = ± .1°



- Notes:
1. View Is From The Inside.
  2. Indicates .0065 x 3" EGS Interior Backing Strip
  3. Indicates .0065 x See Note, EGS Exterior Backer.
  4. Fill All Voids With 1 1/2" 1.8# Min. EPS Foam Unless Otherwise Noted.
  5. Indicates 2" FRP Overhang Min.

East to West RV claims exclusive rights to the information documented herein. Manufacture of material shown in part or full is prohibited without the written consent from East to West RV.	Rev	Description	Date	ECN#	Title: <b>Sidewall, Door Side Backer Locations</b> Model Usage: <b>Alta: 2400KTH</b>	Date: <b>08/17/22</b>
	A	Released For Production	08/17/22	--		Drawn By: <b>BCW</b>
	B	Revised, Front Profile and Updated Cut List & Locations Of Tubes	08/26/22	--		Sheet: <b>2 of 5</b>
	C	Revised, Stuffed P-Tube	01/17/23	--		Drawing No. <b>10-00104</b>
TOLERANCES: UNLESS OTHERWISE STATED DIMS ARE IN INCHES .X = ± .1      FRACTIONS = ± 1/16 .XX = ± .01      ANGLES = ± .1°						



**Notes:**

1. View Is From The Inside.
2. Indicates .0065 x 3" EGS Backing Strip
3. Indicates Aluminum Tube Stuffed With Wood.
4. Fill All Voids With 1 1/2" 1.8# Min. EPS Foam Unless Otherwise Noted.
5. - - - - Indicates 2" FRP Overhang Min.

East to West RV claims exclusive rights to the information documented herein. Manufacture of material shown in part or full is prohibited without the written consent from East to West RV.

Rev	Description	Date	ECN#
A	Released For Production	08/17/22	--
B	Revised, Front Profile and Updated Cut List & Locations Of Tubes	08/26/22	--
C	Revised, Stuffed P-Tube	01/17/23	--

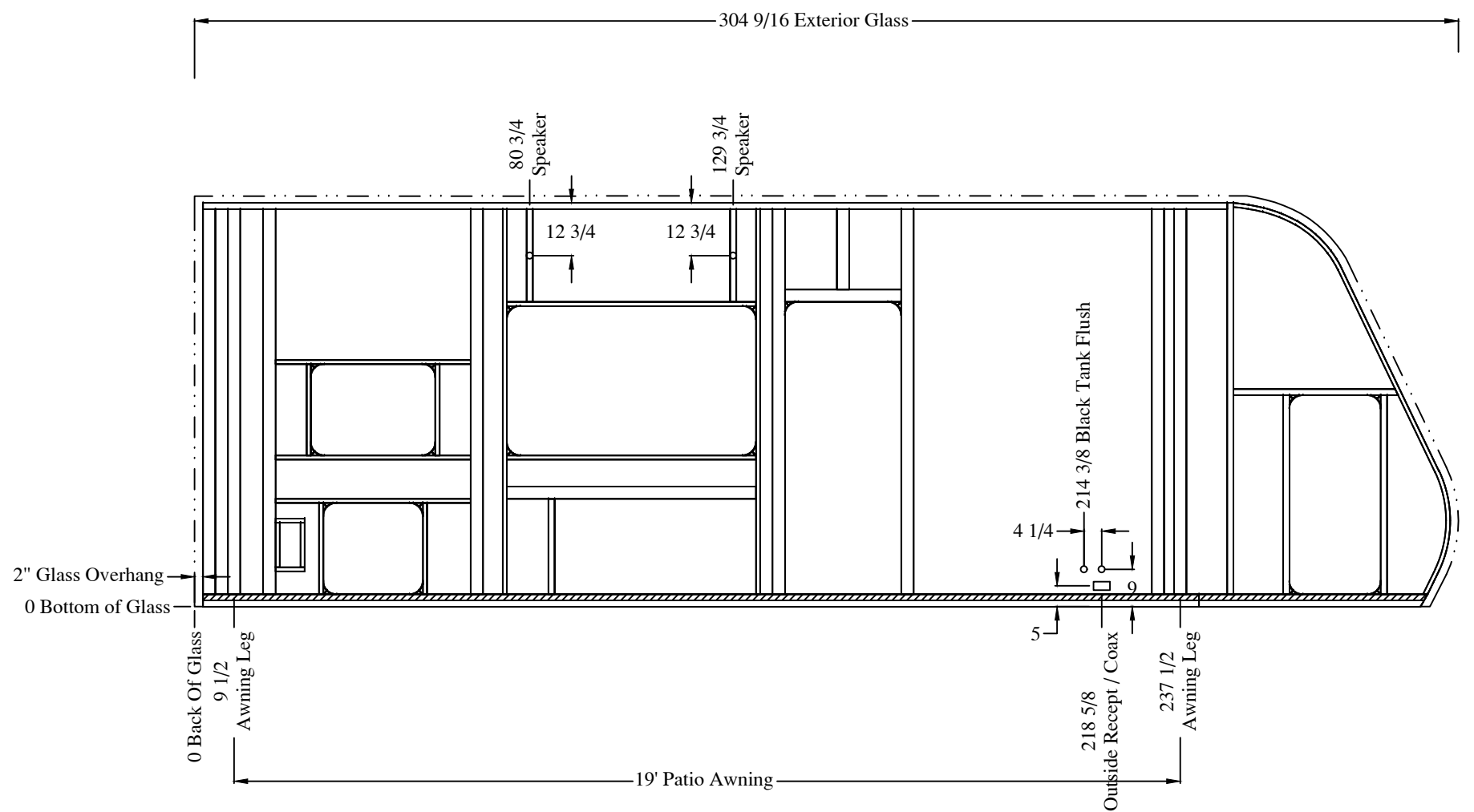
Title: *Sidewall, Door Side  
Rout Locations*

Model Usage: *Alta: 2400KTH*

File No. .

Date: <i>08/17/22</i>
Drawn By: <i>BCW</i>
Sheet: <i>3 of 5</i>
Drawing No. <b>10-00104</b>

TOLERANCES: UNLESS OTHERWISE STATED  
DIMS ARE IN INCHES  
.X = ± .1      FRACTIONS = ± 1/16  
.XX = ± .01      ANGLES = ± .1°



East to West RV claims exclusive rights to the information documented herein. Manufacture of material shown in part or full is prohibited without the written consent from East to West RV.

TOLERANCES: UNLESS OTHERWISE STATED  
 DIMS ARE IN INCHES  
 .X = ± .1      FRACTIONS = ± 1/16  
 .XX = ± .01    ANGLES = ± .1°

Rev	Description	Date	ECN#
A	Released For Production	08/17/22	--
B	Revised, Front Profile and Updated Cut List & Locations Of Tubes	08/26/22	--
C	Revised, Stuffed P-Tube	01/17/23	--

Title: *Sidewall, Door Side  
Wire Channel & Awning Locations*

Model Usage: *Alta: 2400KTH*

 EAST TO WEST

Date: <i>08/17/22</i>
Drawn By: <i>BCW</i>
Sheet: <i>4 of 5</i>
Drawing No. <b>10-00104</b>

Ref.	Qty.	Material Description	Extended	UM	Ref.	Qty.	Material Description	Extended	UM
1	0	10-	0.00	Ea	37	2	Aluminum Tube 0.040 x 1 x 1 1/2 x 92 7/8	15.48	
2	0	10-	0.00	Ea	38	2	Aluminum Tube 0.040 x 1 x 1 1/2 x 60	10.00	
3	0	10-	0.00	Ea	39	3	Aluminum Tube 0.040 x 1 x 1 1/2 x 47	11.75	
4	1	10-00101	1.00	Ea	40	4	Aluminum Tube 0.040 x 1 x 1 1/2 x 22	7.33	
5	0	Aluminum TH Tube 0.063 x 1 1/2 x 5 x 0	0.00		41	2	Aluminum Tube 0.040 x 1 x 1 1/2 x 10 3/4	1.79	
6	0	Aluminum TH Tube 0.063 x 1 1/2 x 5 x 0	0.00		42	2	Aluminum Tube 0.040 x 1 x 1 1/2 x 7	1.17	
7	0	Aluminum TH Tube 0.063 x 1 1/2 x 5 x 0	0.00		43	0	Aluminum Tube 0.040 x 1 x 1 1/2 x 0	0.00	
			1.00	LF	44	0	Aluminum Tube 0.040 x 1 x 1 1/2 x 0	0.00	
8	1	Aluminum Tube 0.125 x 1 1/2 x 3 x 92 7/8	7.74		45	0	Aluminum Tube 0.040 x 1 x 1 1/2 x 0	0.00	
9	0	Aluminum Tube 0.125 x 1 1/2 x 3 x 0	0.00		46	0	Aluminum Tube 0.040 x 1 x 1 1/2 x 0	0.00	
10	0	Aluminum Tube 0.125 x 1 1/2 x 3 x 0	0.00		47	0	Aluminum Tube 0.040 x 1 x 1 1/2 x 0	0.00	
11	0	Aluminum Tube 0.125 x 1 1/2 x 3 x 0	0.00		48	0	Aluminum Tube 0.040 x 1 x 1 1/2 x 0	0.00	
12	0	Aluminum Tube 0.125 x 1 1/2 x 3 x 0	0.00		49	0	Aluminum Tube 0.040 x 1 x 1 1/2 x 0	0.00	
13	0	Aluminum Tube 0.125 x 1 1/2 x 3 x 0	0.00		50	0	Aluminum Tube 0.040 x 1 x 1 1/2 x 0	0.00	
14	0	Aluminum Tube 0.125 x 1 1/2 x 3 x 0	0.00			9	EGS Backing 0.007 x 3 x 1 1/4 x 96	0.23	Sf
			7.74	LF		6	Décor Board 2.7mm x 48 x 96	192.00	Sf
15	2	Aluminum Tube 0.060 x 1 1/2 x 3 x 92 7/8	15.48			1	Décor Board 2.7mm x 24 x 96	16.00	Sf
16	5	Aluminum Tube 0.060 x 1 1/2 x 3 x 92 7/8	38.70			0	Accent Board 2.7mm x 48 x 102	0.00	Sf
17	1	Aluminum Tube 0.060 x 1 1/2 x 3 x 60	5.00			0	Accent Board 2.7mm x 48 x 96	0.00	Sf
18	1	Aluminum Tube 0.060 x 1 1/2 x 3 x 28	2.33			12	Luaun 2.7mm x 48 x 102	408.00	Sf
19	1	Aluminum Tube 0.060 x 1 1/2 x 3 x 19 3/8	1.61			2	Luaun 2.7mm x 48 x 96	64.00	Sf
20	0	Aluminum Tube 0.060 x 1 1/2 x 3 x 0	0.00			1	FRP 99 x 304 9/16	209.39	Sf
21	0	Aluminum Tube 0.060 x 1 1/2 x 3 x 0	0.00			6.25	1.8# Min. EPS Foam 1 1/2 x 48 x 96	200.00	Sf
22	0	Aluminum Tube 0.060 x 1 1/2 x 3 x 0	0.00			2	Radius Block (ED)	2.00	Ea
			63.13	LF		8	Radius Block (W)	8.00	Ea
23	1	Aluminum P-Tube 0.055 x 1 1/2 x 3 x 240	20.00			8	Radius Block (BD)	8.00	Ea
24	1	Aluminum P-Tube 0.055 x 1 1/2 x 3 x 55 1/8	4.59						
			24.59	LF					
25	0	Aluminum Tube 0.060 x 1 1/2 x 2 1/2 x 0	0.00						
26	0	Aluminum Tube 0.060 x 1 1/2 x 2 1/2 x 0	0.00						
27	0	Aluminum Tube 0.060 x 1 1/2 x 2 1/2 x 0	0.00						
			0.00	LF					
28	1	Aluminum Tube 0.040 x 1 1/2 x 1 1/2 x 246 13/16	20.57						
29	1	Aluminum Tube 0.040 x 1 1/2 x 1 1/2 x 94 3/8	7.86						
30	2	Aluminum Tube 0.040 x 1 1/2 x 1 1/2 x 48	8.00						
31	1	Aluminum Tube 0.040 x 1 1/2 x 1 1/2 x 39 11/16	3.31						
32	1	Aluminum Tube 0.040 x 1 1/2 x 1 1/2 x 0	0.00						
33	1	Aluminum Tube 0.040 x 1 1/2 x 1 1/2 x 0	0.00						
34	1	Aluminum Tube 0.040 x 1 1/2 x 1 1/2 x 0	0.00						
35	2	Aluminum Tube 0.040 x 1 1/2 x 1 1/2 x 0	0.00						
36	1	Aluminum Tube 0.040 x 1 1/2 x 1 1/2 x 0	0.00						
			39.74	LF					

East to West RV claims exclusive rights to the information documented herein. Manufacture of material shown in part or full is prohibited without the written consent from East to West RV.

Rev	Description	Date	ECN#
A	Released For Production	08/17/22	--
B	Revised, Front Profile and Updated Cut List & Locations Of Tubes	08/26/22	--
C	Revised, Stuffed P-Tube	01/17/23	--

Title: **Sidewall, Door Side Cut List**

Date: **08/17/22**  
Drawn By: **BCW**

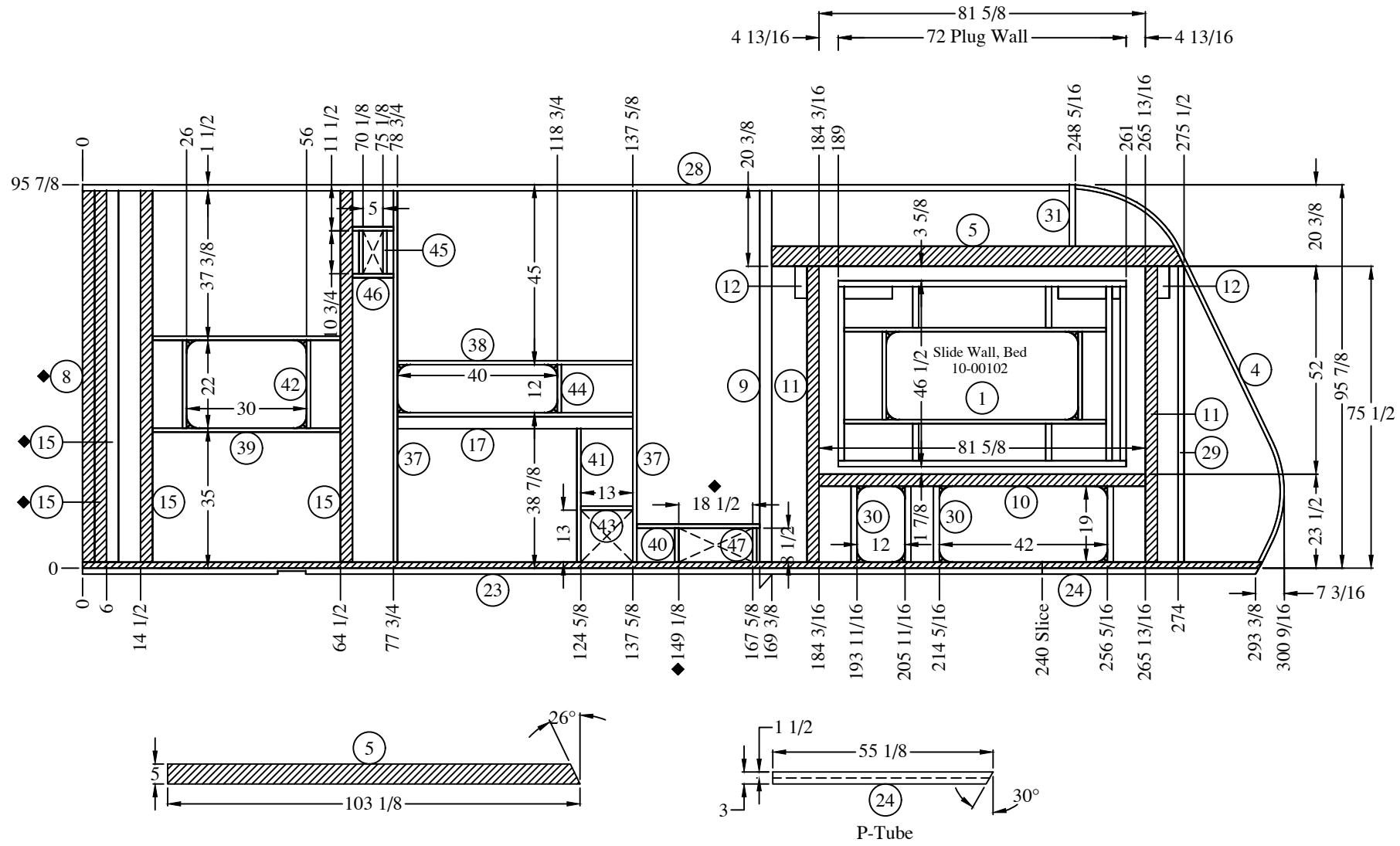
TOLERANCES: UNLESS OTHERWISE STATED  
DIMS ARE IN INCHES  
.X = ± .1 FRACTIONS = ± 1/16  
.XX = ± .01 ANGLES = ± .1°


Model Usage: **Alta: 2400KTH**

File No. **.**

Sheet: **5 of 5**  
Drawing No. **10-00104**





- Notes:
1. View Is From The Inside.
  2. Framing Is 1 1/2" Unless Noted.
  3. Hatched Area To Be Stuffed w/Wood

East to West RV claims exclusive rights to the information documented herein. Manufacture of material shown in part or full is prohibited without the written consent from East to West RV.

TOLERANCES: UNLESS OTHERWISE STATED  
 DIMS ARE IN INCHES  
 .X = ± .1      FRACTIONS = ± 1/16  
 .XX = ± .01      ANGLES = ± .1°

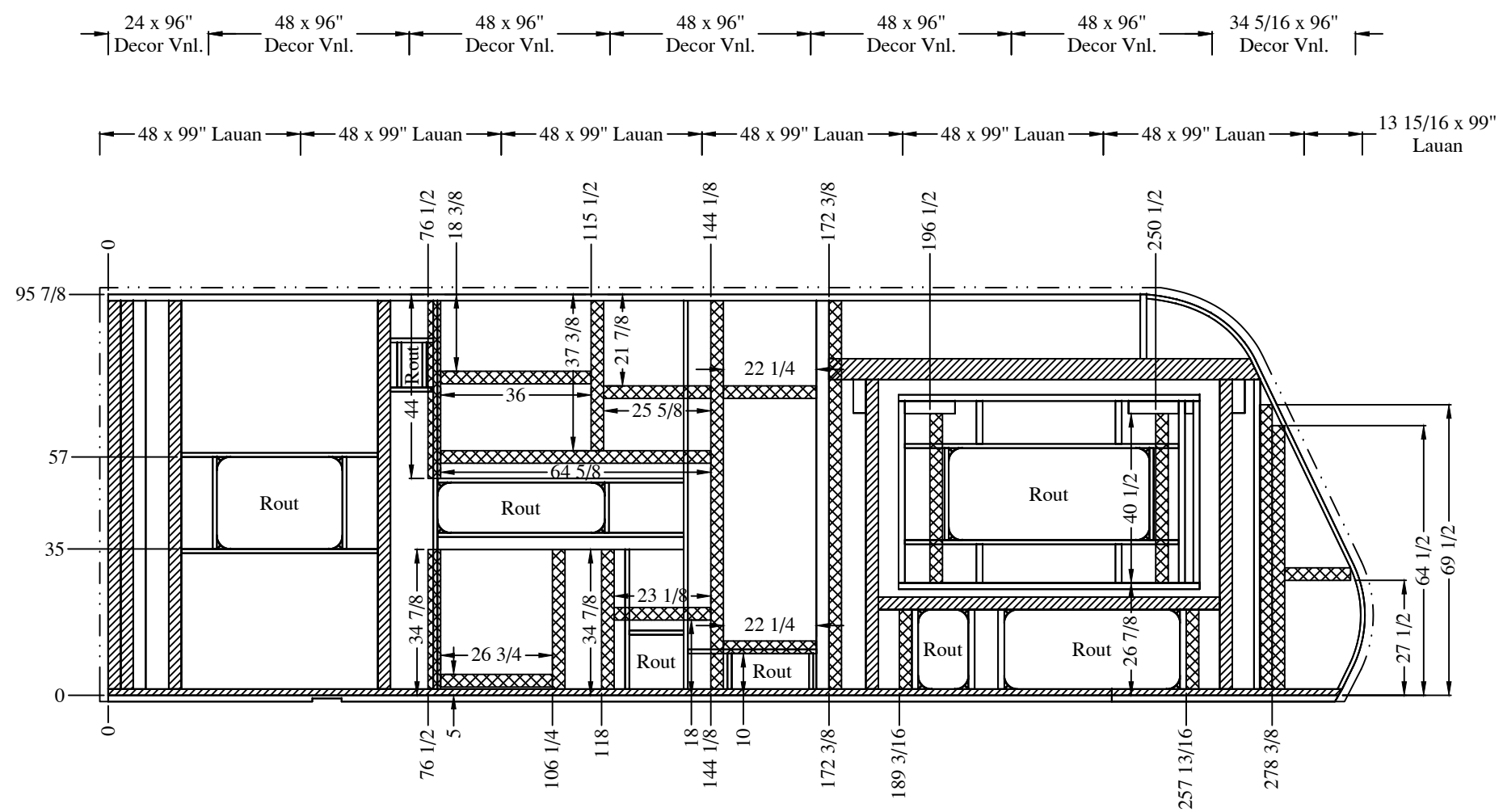
Rev	Description	Date	ECN#
A	Released For Production	08/17/22	--
B	Revised, Front Profile and Updated Cut List & Locations Of Tubes	08/26/22	--
C	Revised, After Proto Updated Tube Call Outs & Cut List	10/11/22	501-0006
D	Revised, Furnace Opening, Stuffed P-Tube	01/17/23	--

Title: **Sidewall, Off Door Side  
Aluminum Framing**

Model Usage: **Alta: 2400KTH**

File No. **10-00104**

Date: <b>08/17/22</b>
Drawn By: <b>BCW</b>
Sheet: <b>1 of 5</b>
Drawing No. <b>10-00105</b>



- Notes:
1. View Is From The Inside.
  2. Indicates .0065 x 3" EGS Backing Strip
  3. Indicates Aluminum Tube Stuffed With Wood.
  4. Fill All Voids With 1 1/2" 1.8# Min. EPS Foam Unless Otherwise Noted.
  5. - - - - Indicates 2" FRP Overhang Min.

East to West RV claims exclusive rights to the information documented herein. Manufacture of material shown in part or full is prohibited without the written consent from East to West RV.

TOLERANCES: UNLESS OTHERWISE STATED  
 DIMS ARE IN INCHES  
 .X = ± .1      FRACTIONS = ± 1/16  
 .XX = ± .01      ANGLES = ± .1°

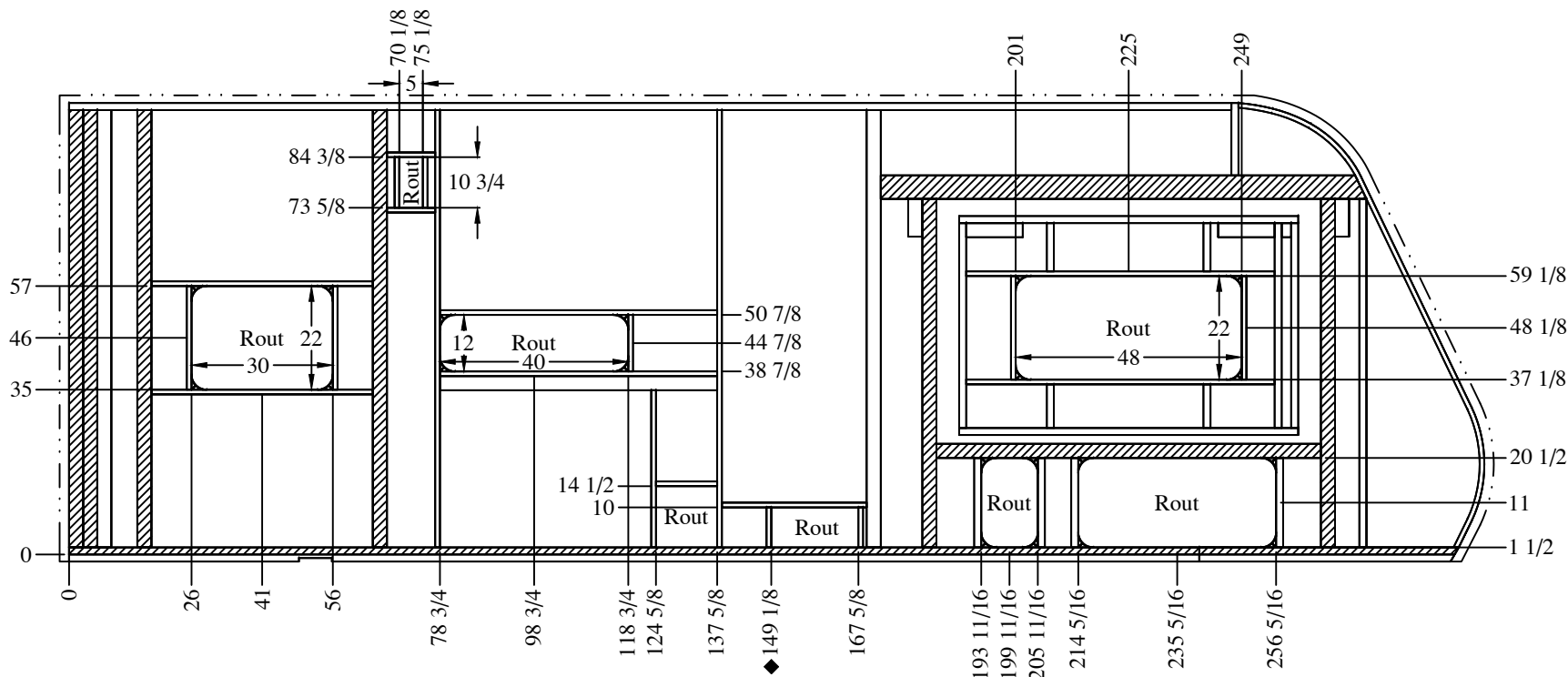
Rev	Description	Date	ECN#
A	Released For Production	08/17/22	--
B	Revised, Front Profile and Updated Cut List & Locations Of Tubes	08/26/22	--
C	Revised, After Proto Updated Tube Call Outs & Cut List	10/11/22	501-0006
D	Revised, Furnace Opening, Stuffed P-Tube	01/17/23	--

Title: *Sidewall, Off Door Side Backer Locations*

Model Usage: *Alta: 2400KTH*

File No. **10-00104**

Date: <i>08/17/22</i>
Drawn By: <i>BCW</i>
Sheet: <i>2 of 5</i>
Drawing No. <b>10-00105</b>



**Notes:**

1. View Is From The Inside.
2. Indicates .0065 x 3" EGS Backing Strip
3. Indicates Aluminum Tube Stuffed With Wood.
4. Fill All Voids With 1 1/2" 1.8# Min. EPS Foam Unless Otherwise Noted.
5. - - - - Indicates 2" FRP Overhang Min.

East to West RV claims exclusive rights to the information documented herein. Manufacture of material shown in part or full is prohibited without the written consent from East to West RV.

TOLERANCES: UNLESS OTHERWISE STATED  
 DIMS ARE IN INCHES  
 .X = ± .1      FRACTIONS = ± 1/16  
 .XX = ± .01      ANGLES = ± .1°

Rev	Description	Date	ECN#
A	Released For Production	08/17/22	--
B	Revised, Front Profile and Updated Cut List & Locations Of Tubes	08/26/22	--
C	Revised, After Proto Updated Tube Call Outs & Cut List	10/11/22	501-0006
D	Revised, Furnace Opening, Stuffed P-Tube	01/17/23	--

Title: *Sidewall, Off Door Side  
Routh Locations*

Model Usage: *Alta: 2400KTH*



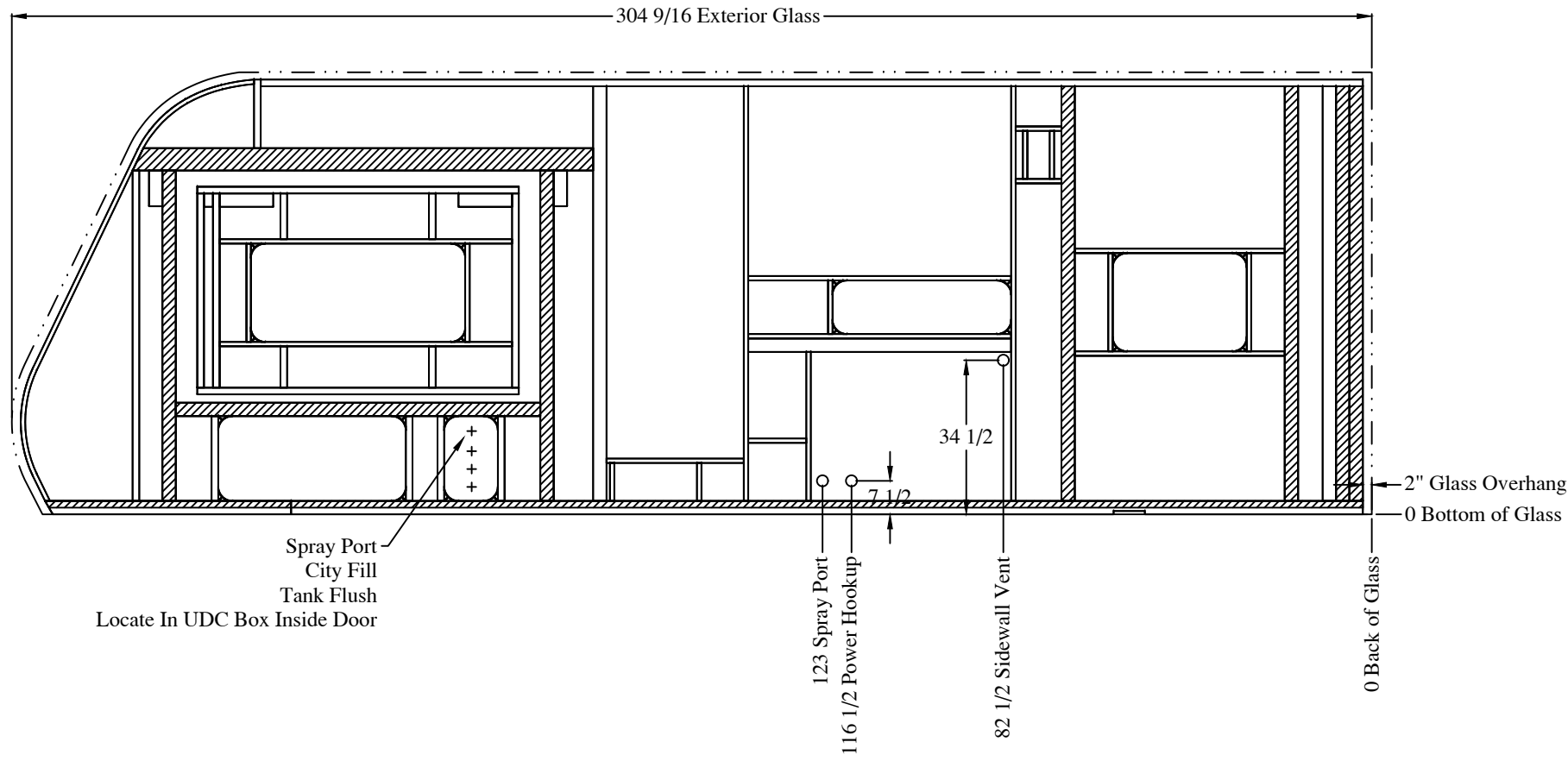
File No. **10-00104**

Date: *08/17/22*

Drawn By: *BCW*

Sheet: *3 of 5*

Drawing No. **10-00105**



East to West RV claims exclusive rights to the information documented herein. Manufacture of material shown in part or full is prohibited without the written consent from East to West RV.

TOLERANCES: UNLESS OTHERWISE STATED  
DIMS ARE IN INCHES  
.X = ± .1      FRACTIONS = ± 1/16  
.XX = ± .01    ANGLES = ± .1°

Rev	Description	Date	ECN#
A	Released For Production	08/17/22	--
B	Revised, Front Profile and Updated Cut List & Locations Of Tubes	08/26/22	--
C	Revised, After Proto Updated Tube Call Outs & Cut List	10/11/22	501-0006
D	Revised, Furnace Opening, Stuffed P-Tube	01/17/23	--

Title: *Sidewall, Off Door Side  
Wire Channel Locations*

Model Usage: *Alta: 2400KTH*



**10-00104**

Date: <i>08/17/22</i>
Drawn By: <i>BCW</i>
Sheet: <i>4 of 5</i>
Drawing No. <b>10-00105</b>

Ref.	Qty.	Material Description	Extended	UM	Ref.	Qty.	Material Description	Extended	UM	
1	1	10-00102	1.00	Ea	37	2	Aluminum Tube	0.040	x 1 x 1 1/2 x 82 7/8	13.81
2		10-	0.00	Ea	38	2	Aluminum Tube	0.040	x 1 x 1 1/2 x 57 7/8	9.65
3		10-	0.00	Ea	39	2	Aluminum Tube	0.040	x 1 x 1 1/2 x 47	7.83
4	1	10-00101	1.00	Ea	40	1	Aluminum Tube	0.040	x 1 x 1 1/2 x 33 1/4	2.77
5	0	Aluminum TH Tube	0.063	x 1 1/2 x 5	41	1	Aluminum Tube	0.040	x 1 x 1 1/2 x 30 3/4	2.56
6	0	Aluminum TH Tube	0.063	x 1 1/2 x 5	42	2	Aluminum Tube	0.040	x 1 x 1 1/2 x 22	3.67
7	0	Aluminum TH Tube	0.063	x 1 1/2 x 5	43	1	Aluminum Tube	0.040	x 1 x 1 1/2 x 13	1.08
			1.00	LF	44	1	Aluminum Tube	0.040	x 1 x 1 1/2 x 12	1.00
8	1	Aluminum Tube	0.125	x 1 1/2 x 3	45	2	Aluminum Tube	0.040	x 1 x 1 1/2 x 10 3/4	1.79
9	1	Aluminum Tube	0.125	x 1 1/2 x 3	46	2	Aluminum Tube	0.040	x 1 x 1 1/2 x 10 1/4	1.71
10	1	Aluminum Tube	0.125	x 1 1/2 x 3	47	2	Aluminum Tube	0.040	x 1 x 1 1/2 x 8 1/2	1.42
11	2	Aluminum Tube	0.125	x 1 1/2 x 3	48	0	Aluminum Tube	0.040	x 1 x 1 1/2 x 0	0.00
12	2	Aluminum Tube	0.125	x 1 1/2 x 3	49	0	Aluminum Tube	0.040	x 1 x 1 1/2 x 0	0.00
13	0	Aluminum Tube	0.125	x 1 1/2 x 3	50	0	Aluminum Tube	0.040	x 1 x 1 1/2 x 0	0.00
14	0	Aluminum Tube	0.125	x 1 1/2 x 3		9	EGS Backing	0.007	x 3 x 1 1/4 x 96	0.23
			35.95	LF		6	Décor Board	2.7mm	x 48 x 96	192.00
15	3	Aluminum Tube	0.060	x 1 1/2 x 3		1	Décor Board	2.7mm	x 24 x 96	16.00
16	1	Aluminum Tube	0.060	x 1 1/2 x 3		0	Accent Board	2.7mm	x 48 x 102	0.00
17	1	Aluminum Tube	0.060	x 1 1/2 x 3		0	Accent Board	2.7mm	x 48 x 96	0.00
18	0	Aluminum Tube	0.060	x 1 1/2 x 3		12	Luaun	2.7mm	x 48 x 102	408.00
19	0	Aluminum Tube	0.060	x 1 1/2 x 3		2	Luaun	2.7mm	x 48 x 96	64.00
20	0	Aluminum Tube	0.060	x 1 1/2 x 3		1	FRP		99 x 302	207.58
21	0	Aluminum Tube	0.060	x 1 1/2 x 3		6.25	1.8# Min. EPS Foam	1 1/2	48 x 96	200.00
22	0	Aluminum Tube	0.060	x 1 1/2 x 3		0	Radius Block (ED)			0.00
			35.86	LF		12	Radius Block (W)			12.00
23	1	Aluminum P-Tube	0.055	x 1 1/2 x 3		8	Radius Block (BD)			8.00
24	1	Aluminum P-Tube	0.055	x 1 1/2 x 3						
			24.59	LF						
25	0	Aluminum Tube	0.060	x 1 1/2 x 2 1/2						
26	0	Aluminum Tube	0.060	x 1 1/2 x 2 1/2						
27	0	Aluminum Tube	0.060	x 1 1/2 x 2 1/2						
			0.00	LF						
28	1	Aluminum Tube	0.040	x 1 1/2 x 1 1/2						
29	1	Aluminum Tube	0.040	x 1 1/2 x 1 1/2						
30	4	Aluminum Tube	0.040	x 1 1/2 x 1 1/2						
31	1	Aluminum Tube	0.040	x 1 1/2 x 1 1/2						
32	1	Aluminum Tube	0.040	x 1 1/2 x 1 1/2						
33	1	Aluminum Tube	0.040	x 1 1/2 x 1 1/2						
34	1	Aluminum Tube	0.040	x 1 1/2 x 1 1/2						
35	2	Aluminum Tube	0.040	x 1 1/2 x 1 1/2						
36	1	Aluminum Tube	0.040	x 1 1/2 x 1 1/2						
			34.35	LF						

East to West RV claims exclusive rights to the information documented herein. Manufacture of material shown in part or full is prohibited without the written consent from East to West RV.

Rev	Description	Date	ECN#
A	Released For Production	08/17/22	--
B	Revised, Front Profile and Updated Cut List & Locations Of Tubes	08/26/22	--
C	Revised, After Proto Updated Tube Call Outs & Cut List	10/11/22	501-0006

Title: **Sidewall, Off Door Side Cut List**

Date: **08/17/22**  
Drawn By: **BCW**

TOLERANCES: UNLESS OTHERWISE STATED  
DIMS ARE IN INCHES  
.X = ± .1 FRACTIONS = ± 1/16  
.XX = ± .01 ANGLES = ± .1°


Model Usage: **Alta: 2400KTH**

File No. **10-00104**



Sheet: **5 of 5**  
Drawing No. **10-00105**